



FREEDOM OF  
INFORMATION ACT  
1982

Annual Report

2006-2007



# FREEDOM OF INFORMATION ACT 1982

## **ANNUAL REPORT 2006–2007**

*Annual Report by the Attorney-General to the  
Parliament on the Operation of the Act*

© Commonwealth of Australia 2007

ISBN 1 921241 30 6

ISSN 1030-6692

This work is copyright. Apart from any use as permitted under the *Copyright Act 1968*, no part may be reproduced by any process without prior written permission from the Commonwealth. Requests and inquiries concerning reproduction and rights should be addressed to the Commonwealth Copyright Administration, Attorney-General's Department, Robert Garran Offices, National Circuit, Barton ACT 2600 or posted at <http://www.ag.gov.au/cca>



The Hon. Philip Ruddock MP  
Attorney-General



# MINISTER'S INTRODUCTION

---

I am pleased to present the 25th annual report on the operation of the *Freedom of Information Act 1982* (FOI Act).

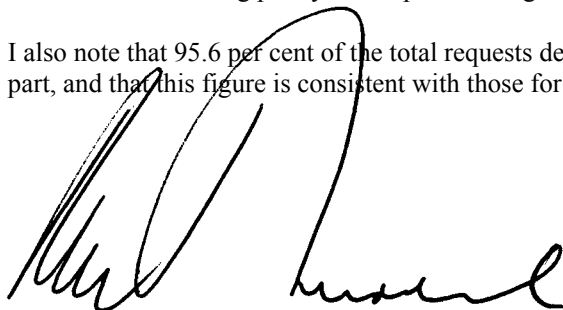
This report provides a record of FOI activity for the past financial year, 1 July 2006 to 30 June 2007.

The report shows that Australian Government agencies received 38,787 FOI access requests in 2006–07, a decrease of some 6 per cent on last financial year's figure of 41,430 requests received.

Consistent with other years, the report shows that the majority, 86.7 per cent, of total FOI requests received are from people seeking access to documents containing personal information about either themselves or other people.

The remaining 13 per cent of FOI requests are for documents containing other information, such as documents concerning policy development and government decision-making.

I also note that 95.6 per cent of the total requests determined in 2006–07 were granted in full or in part, and that this figure is consistent with those for recent years.

A handwritten signature in black ink, appearing to read 'Philip Ruddock', is written over the text of the paragraph.

**PHILIP RUDDOCK**

**27<sup>th</sup> October 2007**

# TABLE OF CONTENTS

---

<b>MINISTER'S INTRODUCTION .....</b>	<b>v</b>
<b>CHAPTER 1: ACTIVITY UNDER THE FOI ACT .....</b>	<b>1</b>
Introduction .....	1
Requests received .....	1
Types of requests reported .....	1
Number of requests received .....	2
Breakdown of statistics: 'personal' information and 'other' information .....	2
Details of requests received .....	3
FOI access requests determined 2005–06 and 2006–07 .....	5
Time taken to respond to FOI access requests .....	7
Transfer of requests .....	10
Amendment of personal records .....	10
Response time for requests for amendment of personal records .....	11
Fees and charges .....	11
Fees .....	12
Charges .....	12
<b>CHAPTER 2: REVIEW OF FOI DECISIONS .....</b>	<b>14</b>
Introduction .....	14
Internal review .....	14
Administrative Appeals Tribunal .....	15
Ombudsman .....	17
<b>CHAPTER 3: IMPACT OF FOI ON AGENCY RESOURCES .....</b>	<b>19</b>
Introduction .....	19
Summary of total and average costs .....	19
Cost of FOI for 2006–07 .....	20
Staff costs .....	20
Identified non-staff expenditure .....	22
Administration .....	23
Internal review and appeals .....	24
Cost comparison from 1993–1994 to 2006–07 .....	24

<b>CHAPTER 4: ADMINISTRATION OF THE FOI ACT .....</b>	<b>25</b>
Introduction .....	25
Co-ordination and administration of the FOI Act .....	25
Measures to assist agencies to comply with the FOI Act .....	25
FOI website .....	25
FOI electronic discussion list .....	25
Measures to assist the public .....	26
FOI website .....	26
FOI Guidelines .....	26
FOI pamphlet .....	26
FOI Annual Report .....	26
Section 8 statements .....	26
Section 9 statements .....	27
Monitoring FOI decision-making and workload .....	30
Extent of reporting .....	30
Frequency of reporting .....	30
Comments on statistical collection .....	30
<b>CHAPTER 5: AMENDMENT OF THE FOI ACT .....</b>	<b>31</b>
Introduction .....	31
Amendment of the FOI Act .....	31
Amendment of the FOI Regulations .....	31
<b>APPENDICES: .....</b>	<b>34</b>
Appendix A: Request numbers .....	35
Appendix B: Action on requests .....	63
Appendix C: Response time .....	76
Appendix D: Fees and charges notified and collected .....	87
Appendix E: Internal review – applications and results .....	101
Appendix F: AAT review – applications and results .....	108
Appendix G: AAT review – applications .....	113
Appendix H: Amendment of personal records – primary request result .....	114
Appendix I: Response time – amendment of personal records – primary requests .....	115
Appendix J: Amendment of personal records – internal review result .....	116
Appendix K: Amendment of personal records – AAT review result .....	117
Appendix L: Summary of all costs of FOI reported by agencies .....	118
Appendix M: Non-labour costs reported by agencies .....	130
Appendix N: Agencies and Ministers subject to the FOI Act as at 30 June 2006 .....	144
Appendix O: Summary of FOI requests by type and processing costs – 2000-01 to 2006-07.....	148



# CHAPTER 1

---

## ACTIVITY UNDER THE FOI ACT

### INTRODUCTION

1.1 This chapter examines the use made of the *Freedom of Information Act 1982* (Cth) (FOI Act) during the reporting year 1 July 2006 to 30 June 2007 and the responses by agencies to requests made under the FOI Act.

1.2 Section 93(3) of the FOI Act requires this report to include particulars of:

- the number of requests made;
- the number of decisions granting, partially granting or refusing access;
- the number and outcome of applications for internal review under section 54;
- the number and outcome of requests to amend personal records under section 48;
- the number and outcome of applications to the Administrative Appeals Tribunal; and
- fees and charges collected.

1.3 Commentary on the more significant statistics is contained in this chapter and chapters 2 and 3. Detailed statistical information for each agency receiving requests in the reporting period appears in Appendices A–O (see pages 35 to 148).

### REQUESTS RECEIVED

#### *Types of requests reported*

1.4 Agencies are only required to supply information on “formal” requests; that is, those which meet the requirements of section 15 of the FOI Act. Accordingly, the figures for requests do not include applications which did not satisfy these requirements. Also, section 15A of the FOI Act states that, where an agency has established procedures for giving employees or former employees access to their personnel records, an employee or former employee must first use those procedures. An employee or former employee, if not satisfied with the result of using those procedures, or if not notified within 30 days of the outcome of using the non-FOI Act procedures, may then use the procedures under the FOI Act.

1.5 Where requests do not satisfy the requirements of section 15, agencies must assist the applicant in making a request which does satisfy the requirements (see subsection 15(3) of the FOI Act). Many agencies have a policy of satisfying routine requests for information outside the scope of the FOI Act. This is consistent with section 14 of the FOI Act which makes it clear that the FOI Act is not intended as the sole means of access to documents held by government agencies. Indeed, the FOI Act sets a minimum standard and not a maximum standard for access to information. Giving access to information outside the FOI Act, therefore, is consistent with the intention of the FOI Act to promote open government.

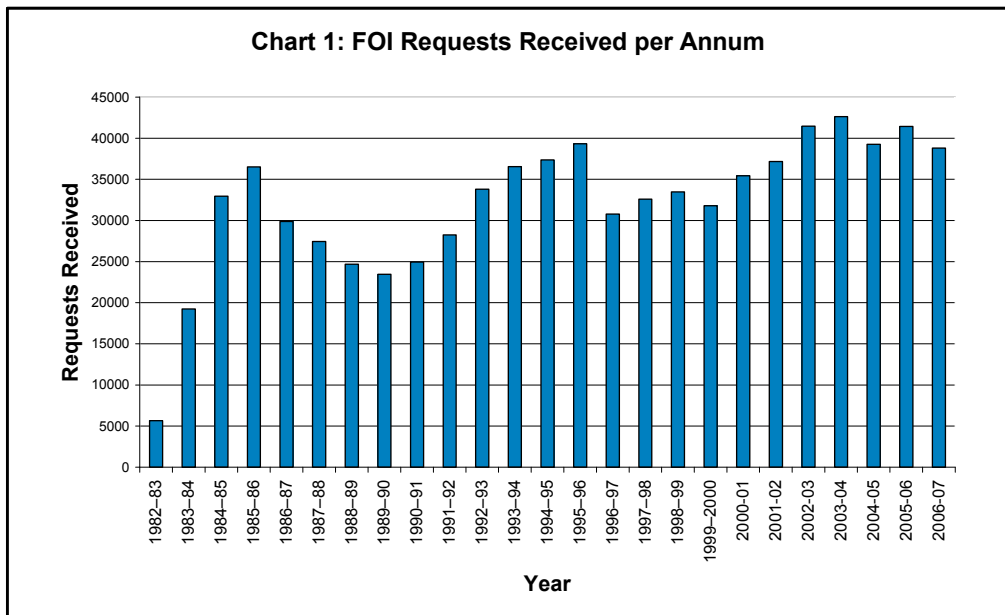
*Number of requests received*

1.6 In 2006–07 a total of 38,787 FOI access requests were received, a decrease of 2,643 (6.4%) from 2005–06. **Appendix A** provides details of requests received by agencies for the reporting year. **Table 1** provides a comparison of requests received in the last 4 years.

**TABLE 1 – FOI Access – Total Requests Received – 2003-04 to 2006-07**

2003–04	2004–05	2005–06	2006–07
42,627	39,265	41,430	38,787

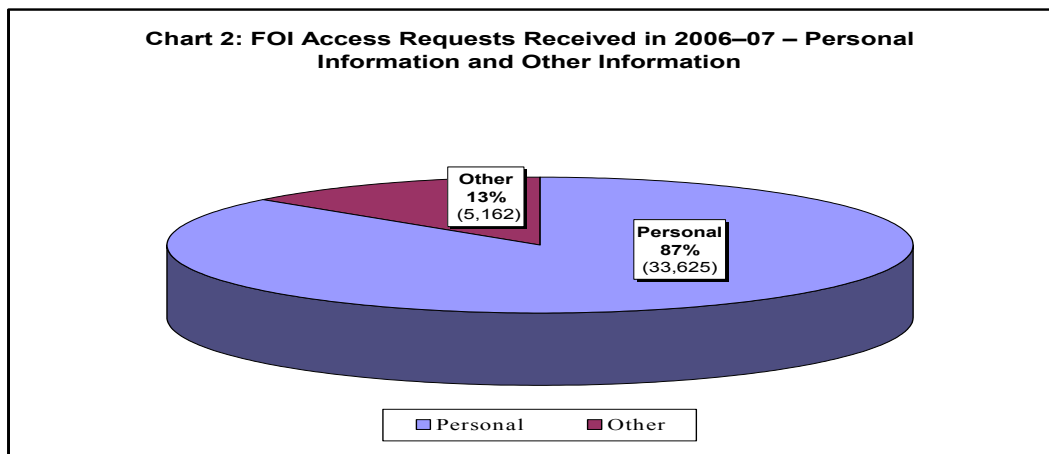
1.7 Between 1 December 1982 (the date of commencement of the FOI Act) and 30 June 2007, Commonwealth agencies received a total of 804,867 access requests. **Chart 1** shows the total number of requests for each year since the commencement of the Act in 1982. It should be noted that in 1982–83 the FOI Act operated for seven months only.



*Breakdown of statistics: “personal” information and “other” information*

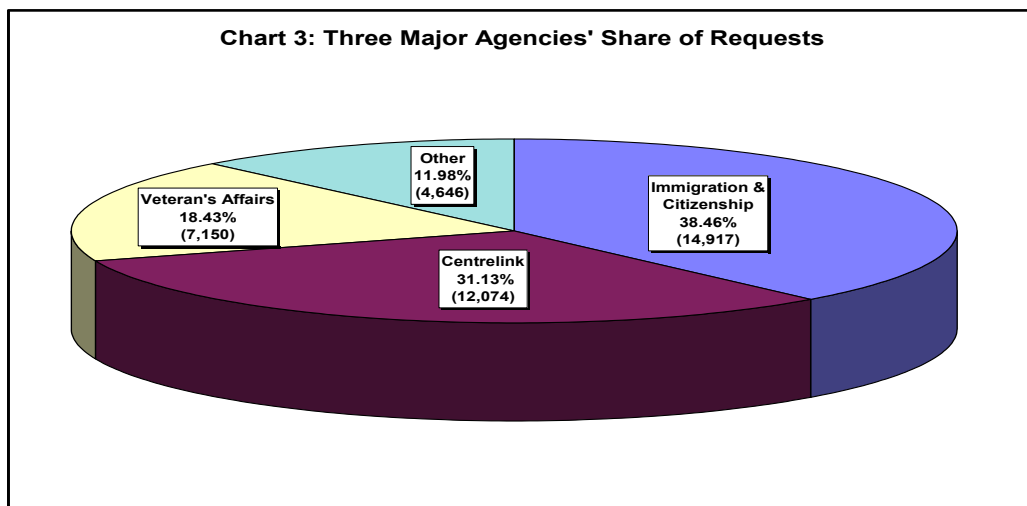
1.8 Since 2000–01, FOI access requests received have been broken down into requests for documents containing “personal” information and requests for documents containing “other” information. A request for “personal” information means a request for documents which contains information about a person. A request for “other” information means a request for all other documents such as documents concerning policy development and government decision-making. **Appendix A** shows the number of requests for documents containing “personal” information and documents containing “other” information for each agency.

1.9 **Chart 2** shows the total number of “personal” and “other” requests received by agencies in 2006–07. It can be seen that the vast majority of requests (33,625 or 87%) are for documents containing ‘personal’ information. The number of “personal” requests received is lower than in 2005-06 but forms a higher percentage of the total requests than those recorded for 2005–06 (where the number of requests for personal information received was 35,066 or 85% of total requests received).



*Details of requests received*

1.10 The Department of Immigration and Citizenship (DIAC), formerly the Department of Immigration and Multicultural Affairs (DIMA), Centrelink and the Department of Veterans’ Affairs (DVA) continue to receive the majority of requests. Commonly, requests made to these agencies are from clients seeking access to documents containing their own personal information. **Chart 3** shows these agencies’ share of the total number of requests received by all agencies this year.



1.11 DIAC received the largest number of requests in 2006–07. DIAC’s total number of requests increased by 290 (up 2%) over 2005-06. Centrelink experienced a decrease,

ACTIVITY UNDER THE FOI ACT

receiving 1,743 fewer requests than the previous year (down 12.6%). DVA recorded a decrease of 1,180 requests (down 14.2%).

1.12 Agencies' share of requests falls sharply after the top three agencies. The top 20 agencies in 2006–07 which received the greatest number of requests are shown in **Table 2**, together with a comparison of requests received in the previous year.

**TABLE 2 – Top 20 Agencies: Access Requests Received (for 2005-06 & 2006-2007)**

AGENCY	2005-06			%	2006-07			%	Variation in agency totals
	Personal	Other	Total		Personal	Other	Total		
Department of Immigration & Citizenship	10,735	3,892	14,627	36.04	12,331	2586	14,917	39.37	290
Centrelink	13,801	16	13,817	34.04	12,059	15	12,074	31.87	-1,743
Department of Veterans' Affairs	8,323	7	8,330	20.52	7,142	8	7,150	18.87	-1,180
Australian Taxation Office	111	635	746	1.84	88	759	847	2.24	101
Trade Marks Office	0	685	685	1.69	0	702	702	1.85	17
Refugee Review Tribunal	548	0	548	1.35	408	0	408	1.08	-140
Department of Human Services	329	13	342	0.84	318	15	333	0.88	-9
Migration Review Tribunal	266	0	266	0.66	259	0	259	0.68	-7
Australian Federal Police	119	63	182	0.45	148	46	194	0.51	12
Department of Defence	121	50	171	0.42	118	65	183	0.48	12
Department of Health & Ageing	13	119	132	0.33	15	134	149	0.39	17
Department of Employment & Workplace Relations	40	35	75	0.18	112	34	146	0.39	71
Department of Foreign Affairs & Trade	47	60	107	0.26	60	45	105	0.28	-2
Australian Securities & Investments Commission	30	57	87	0.21	17	63	80	0.21	-7
Australian Transaction Reports & Analysis Centre (AUSTRAC)*	53	0	53	0.13	51	11	62	0.16	9
Australian Postal Corporation	54	19	73	0.18	36	25	61	0.16	-12
Attorney-General's Department	34	39	73	0.18	22	37	59	0.16	-14
CSS Scheme (ARIA)*	35	0	35	0.09	56	0	56	0.15	21
Telstra Corporation Limited^	80	56	136	0.34	25	30	55	0.15	-81
Military Superannuation and Benefits Board of Trustees No.1	56	0	56	0.14	48	2	50	0.13	-6
<b>Top 20#</b>	34,711	5,876	40,587	97.97	33,313	4,577	37,890	97.69	N/A
Remaining Agencies	355	488	843	2.03	312	585	897	2.31	N/A
<b>TOTALS</b>	<b>35,066</b>	<b>6,364</b>	<b>41,430</b>	<b>100</b>	<b>33,625</b>	<b>5,162</b>	<b>38,787</b>	<b>100</b>	<b>N/A</b>

\* Denotes an agency not listed in the top 20 agencies in 2005-06.

^ Telstra ceased being a Commonwealth Authority in 2006-07. Therefore only part-year figures are included for 2006-07.

# Top 20 totals for 2005-06 are those of the top 20 agencies in that year and not the column totals in this table.

1.13 Of the 110 agencies receiving requests this year:

- 91 agencies (82.7%) received 50 or fewer requests
- 6 agencies (5.5%) received 51–100 requests
- 8 agencies (7.3%) received 101–500 requests
- 2 agencies (1.8%) received 501–1,000 requests, and
- 3 agencies (2.7%) received more than 1,000 requests.

**FOI ACCESS REQUESTS DETERMINED 2005–06 AND 2006–07**

1.14 Based on the figures provided by agencies and reproduced in the Appendices, the number of requests in the previous year and the year under report is as follows:

Items	2005-06*	2006-07
• on hand at the beginning of year	4,087	4,416 <sup>1</sup>
• received	41,430	38,787 <sup>2</sup>
• requiring determination	45,517	43,203 <sup>3</sup>
• determined	38,987	34,158 <sup>4</sup>
• withdrawn	1,745	1,451 <sup>5</sup>
• transferred in whole	372	339 <sup>6</sup>
• finalised in total	41,104	35,949 <sup>7</sup>
• on hand at the end of the year	4,413	7,254 <sup>8</sup>

1.15 **Table 3** shows FOI access decision-making in 2006–07 compared with the previous year, broken into requests for personal information, other requests and totals.

**TABLE 3 – FOI Access Requests Determined**

DECISION	2005–06			%*	2006–07			%*
	Personal	Other	Total		Personal	Other	Total	
Granted in Full	27,818	2,514	30,332	77.80	25,432	2,099	27,531	80.60
Granted in Part	4,669	1,629	6,298	16.15	3,766	1,362	5,128	15.01
Refused	1,820	537	2,357	6.05	1,081	418	1,499	4.39
<b>TOTALS</b>	<b>34,307</b>	<b>4,680</b>	<b>38,987</b>	<b>100</b>	<b>30,279</b>	<b>3,879</b>	<b>34,158</b>	<b>100</b>

\* Totals granted in full, granted in part and refused, respectively, as a percentage of total requests determined

\* Figures from paragraph 1.14 at page 5 of 2005-06 FOI Annual Report.

<sup>1</sup> See ‘On Hand 1st July’ in Appendix A. The 4,416 figure reported is 13 more than was reported as on hand at the end of the 2005–2006 financial year. This reflects revised figures provided by agencies. The discrepancy in the transition between reporting periods occurs each year.

<sup>2</sup> See ‘Total Requests Received’ in Appendix A.

<sup>3</sup> The number of requests requiring determination is the sum of requests on hand at the beginning of the year and requests received.

<sup>4</sup> See ‘Total Determined’ in Appendix B. The number of requests determined is the sum of requests granted in full, requests granted in part and access refused.

<sup>5</sup> See Total for ‘Withdrawn’ in Appendix B.

<sup>6</sup> See Total for ‘Transferred in Whole’ in Appendix B.

<sup>7</sup> See Total for ‘Requests Finalised’ in Appendix A. The number of requests finalised in total is the sum of requests determined, withdrawn and transferred in whole – see Appendix B.

<sup>8</sup> See Total for ‘On Hand 30th June’ in Appendix A. The number of requests on hand at the end of the year is the result of the number of requests finalised in total subtracted from the number of requests requiring determination.

1.16 In 2006–07 the percentage of determined requests “granted in full” increased by 2.8%, whereas the absolute number of determined requests “granted in full” decreased by 2,801 or 9.2% (see Table 3). The number of requests “granted in part” fell by 18.6% and the number “refused access” declined by 858 or 36.4%. The total number of requests determined decreased by 4,829 (12.4%). The number of requests granted in full or in part, or refused, for each agency is set out in **Appendix B**. The statistics in Appendix B contain a breakdown by category of ‘personal’ information and ‘other’ information.

1.17 **Table 4** lists the top 20 agencies in order of decisions made. The high grant rate of some 96% for the top 20 is to be expected because the majority their requests are from clients seeking access to documents containing their own personal information. The grant rate for the remaining agencies is some 79%.

**TABLE 4 – Top 20 Agencies: Requests Determined – 2006-07.**

AGENCY	Granted in Full	%	Granted in Part	%	Refused	%	Total	%
Department of Immigration & Citizenship	9,386	79.70	1,975	16.77	415	3.52	11,776	100
Centrelink	9,696	83.23	1,398	12.00	556	4.77	11,650	100
Department of Veterans' Affairs	6,729	98.42	56	0.82	52	0.76	6,837	100
Australian Taxation Office	165	22.15	491	65.91	89	11.95	745	100
Trade Marks Office	560	87.09	82	12.75	1	0.16	643	100
Refugee Review Tribunal	218	59.24	145	39.40	5	1.36	368	100
Department of Human Services	55	16.82	247	75.54	25	7.65	327	100
Australian Federal Police	30	18.29	105	64.02	29	17.68	164	100
Migration Review Tribunal	88	56.41	62	39.74	6	3.85	156	100
Department of Defence	63	41.18	69	45.10	21	13.73	153	100
Department of Employment & Workplace Relations	80	70.80	25	22.12	8	7.08	113	100
Department of Health & Ageing	32	32.65	42	42.86	24	24.49	98	100
Department of Foreign Affairs & Trade	23	27.38	41	48.81	20	23.81	84	100
Australian Securities & Investments Commission	16	22.54	16	22.54	39	54.93	71	100
CSS Scheme (ARIA)	54	93.10	2	3.45	2	3.45	58	100
Australian Postal Corporation	19	32.76	20	34.48	19	32.76	58	100
Attorney-General's Department	12	21.82	21	38.18	22	40.00	55	100
Military Superannuation and Benefits Board of Trustees No.1	45	95.74	2	4.26	0	0.00	47	100
Australian Transaction Reports and Analysis Centre (AUSTRAC)	20	46.51	5	11.63	18	41.86	43	100
Australian Customs Service	5	11.63	31	72.09	7	16.28	43	100
<b>Top 20</b>	<b>27,296</b>	<b>81.51</b>	<b>4,835</b>	<b>14.44</b>	<b>1,358</b>	<b>4.06</b>	<b>33,489</b>	<b>100</b>
Remaining Agencies	235	35.13	293	43.80	141	21.08	669	100
<b>Totals</b>	<b>27,531</b>	<b>80.60</b>	<b>5,128</b>	<b>15.01</b>	<b>1,499</b>	<b>4.39</b>	<b>34,158</b>	<b>100</b>

1.18 **Table 5** lists the agencies which determined more than 10 requests and granted full access to more than 90% of requests received.

**TABLE 5 – Agencies with Greater than 90% ‘Granted in Full’ Rate – 2006-07**

AGENCY	Requests Determined	Granted In Full	%
Department of Veterans' Affairs	6,837	6,729	98.42
Military Superannuation and Benefits Board of Trustees No.1	47	45	95.74
PSS Scheme (ARIA)	30	28	93.33
CSS Scheme (ARIA)	58	54	93.10

1.19 **Table 6** shows those agencies which determined more than 10 requests and granted access in full to less than 50% of those requests.

**TABLE 6 – Agencies with Less than 50% ‘Granted in Full’ Rate – 2006-07**

AGENCY	Requests Determined	Granted In Full	%
Commonwealth Ombudsman	26	0	0.00
Medicare Australia	12	0	0.00
Australian Fisheries Management Authority	11	1	9.09
Australian Customs Service	43	5	11.63
Department of Education, Science and Training	35	5	14.29
Department of Human Services	327	55	16.82
Department of Families, Community Services & Indigenous Affairs	22	4	18.18
Australian Federal Police	164	30	18.29
Australian Competition and Consumer Commission	20	4	20.00
Attorney-General's Department	55	12	21.82
Australian Taxation Office	745	165	22.15
Human Rights and Equal Opportunity Commission	18	4	22.22
Australian Securities and Investments Commission	71	16	22.54
Department of the Treasury	17	4	23.53
Department of Communications, Information Technology & the Arts	20	5	25.00
Department of Transport and Regional Services	26	7	26.92
Department of Foreign Affairs and Trade	84	23	27.38
Office of the Federal Privacy Commissioner	14	4	28.57
Telstra Corporation Limited (part year only)	43	13	30.23
Department of Agriculture, Fisheries and Forestry	25	8	32.00
Department of Health and Ageing	98	32	32.65
Australian Postal Corporation	58	19	32.76
Insolvency and Trustee Service Australia	11	4	36.36
Department of the Prime Minister and Cabinet	16	6	37.50
Department of Defence	153	63	41.18
Australian Transaction Reports and Analysis Centre (AUSTRAC)	43	20	46.51

**TIME TAKEN TO RESPOND TO FOI ACCESS REQUESTS**

1.20 Where an agency or Minister receives a request which satisfies the requirements of section 15, they must comply by notifying the applicant of the decision on the request within

30 days of the day after the request is received. Where an agency or Minister is considering releasing a document which concerns a State Government, commercial organisation or private individual (third party), the agency or Minister is required to consult with the relevant third party in accordance with sections 26A, 27 or 27A of the FOI Act before making a final decision in respect of the release of that document. In such cases the 30 day processing time limit for the request may be extended by a further 30 days, providing a permissible response time of up to 60 days. If the time limit for the request is extended, the applicant must be informed.

1.21 In addition to consultation requirements, other factors which have caused response times to exceed 30 days are: (a) untimely transfers between agencies; and (b) agreement between an agency and an FOI applicant to a longer time limit.

1.22 The time taken by agencies to notify access decisions (to grant access in whole or in part or to refuse access) is set out in **Table 7**.

1.23 This report contains a breakdown showing response times of 31–60 days for decisions where consultation occurred in accordance with sections 26A, 27 or 27A of the FOI Act and response times of 31–60 days where no statutory consultation occurred (see paragraph 1.20 above for more information about statutory consultation).

1.24 **Appendix C** provides full details of response times for agencies, including a breakdown of response times for ‘personal’ and ‘other’ requests, and a breakdown showing ‘31–60 days with consultation’ and ‘31–60 days without consultation’.

**TABLE 7 – Response Times: FOI Access Requests**

RESPONSE TIME	2005–06			%	2006–07			%
	Personal	Other	Total		Personal	Other	Total	
<b>0–30 Days</b>	26,123	2,235	28,358	72.74	24,327	2,025	26,352	77.15
<b>31–60 Days With Consultation</b>	1,087	352	1,439	3.69	1,322	363	1,685	4.93
<b>31–60 Days Without Consultation</b>	2,893	666	3,559	9.13	1,642	491	2,133	6.24
<b>61–90 Days</b>	740	559	1,299	3.33	1,228	344	1,572	4.60
<b>Over 90 Days</b>	3,464	868	4,332	11.11	1,760	656	2,416	7.07
<b>TOTALS</b>	<b>34,307</b>	<b>4,680</b>	<b>38,987</b>	<b>100</b>	<b>30,279</b>	<b>3,879</b>	<b>34,158</b>	<b>100</b>

1.25 **Table 7** shows that there has been a 4.4% increase in the percentage of requests responded to within the “0–30 days”. There has been a small increase in the percentage of the “31–60 day with consultation” category (up from 3.7% for 2005-06 to 4.9% for 2006-07) and a noticeable decrease in the percentage of “31-60 day without consultation” category (down from 9.1% of total requests determined to 6.2% of total requests determined) which is encouraging. The total of 34,158 for 2006–07 corresponds with the total requests determined in **Table 3**.

1.26 **Table 8** lists those agencies which notified 20 or more decisions on access (granted within 31–60 days) and the percentage those decisions represent of the total number of

decisions determined by those agencies during the year. Table 8 shows that statutory consultation has occurred in some of those decisions. In decisions where statutory consultation has occurred, it is permissible for an agency to respond within 60 days of receipt of the request (see paragraph 1.20 above).

**TABLE 8 – List of Agencies with 20 or More Requests Responded to Within 31–60 Days**

AGENCY	Total Requests Determined	31–60 days With Consultation	%*	31–60 days Without Consultation	%*
Department of Immigration & Citizenship	11,776	1,236	10.5	1,086	9.2
Centrelink	11,650	53	0.5	240	2.1
Department of Veterans' Affairs	6,837	43	0.6	258	3.8
Australian Taxation Office	745	2	0.3	279	37.5
Trade Marks Office	643	86	13.4	15	2.3
Refugee Review Tribunal	368	0	0.0	39	10.6
Department of Human Services	327	28	8.6	25	7.7
Australian Federal Police	164	20	12.2	22	13.4
Migration Review Tribunal	156	0	0.0	24	15.4
Department of Defence	153	0	0.0	47	30.7
Department of Employment & Workplace Relations	113	32	28.3	0	0.0
Department of Health & Ageing	98	34	34.7	10	10.2

\*Number of requests responded to within 31-60 days, with and without consultation respectively, expressed as a percentage of the total number of requests determined for the agency.

1.27 **Table 9** lists those agencies which notified 10 or more decisions on access (granted within 61–90 days) and the percentage those decisions represent of the total number of decisions determined by those agencies during the year.

**TABLE 9 – List of Agencies with 10 or More Requests Responded to Within 61–90 Days**

AGENCY	Total Requests Determined	61–90 days	%*
Department of Immigration and Citizenship	11,776	1,234	10.48
Australian Taxation Office	745	117	15.70
Department of Human Services	327	42	12.84
Centrelink	11,650	37	0.32
Department of Veterans' Affairs	6,837	22	0.32
Department of Defence	153	21	13.73
Trade Marks Office	643	19	2.95
Department of Foreign Affairs and Trade	84	14	16.67

\*Number of requests responded to expressed as a percentage of the total number of requests determined for the agency.

1.28 **Table 10** lists those agencies which notified decisions on access beyond 90 days of the request being received and the percentage of total requests determined that those decisions represent.

**TABLE 10 – Response Time: Greater than 90 Days**

AGENCY	Total Requests Determined	Greater than 90 Days	%
Department of Immigration and Citizenship	11,776	2,174	18.46
Department of Human Services	327	56	17.13
Australian Taxation Office	745	55	7.38
Department of Defence	153	50	32.68
Refugee Review Tribunal	368	11	2.99
Centrelink	11,650	7	0.06
Migration Review Tribunal	156	7	4.49
Attorney-General's Department	55	7	12.73
Australian Transaction Reports & Analysis Centre (AUSTRAC)	43	7	16.28
Department of Families, Community Services & Indigenous Affairs	22	7	31.82
Department of Foreign Affairs and Trade	84	6	7.14
Department of Transport and Regional Services	26	6	23.08
Department of the Prime Minister and Cabinet	16	5	31.25
Department of Veterans' Affairs	6,837	4	0.06
Department of Education, Science and Training	35	2	5.71
Australian Electoral Commission	12	2	16.67
Australian Customs Service	43	1	2.33
Department of Agriculture, Fisheries and Forestry	25	1	4.00
Department of the Treasury	17	1	5.88
Department of Industry, Tourism and Resources	10	1	10.00
Food Standards Australia New Zealand	8	1	12.50
Prime Minister	8	1	12.50
Great Barrier Reef Marine Park Authority	4	1	25.00
National Capital Authority	3	1	33.33
Australian Industrial Registry	2	1	50.00
Australian Institute of Criminology	1	1	100.00

### TRANSFER OF REQUESTS

1.29 Section 16 of the FOI Act provides that, as far as possible, the most appropriate agency will deal with an FOI request, regardless of which agency receives it. Agencies can transfer requests when they do not hold the documents being sought, or when the subject matter of the request is more closely connected to the functions of another agency. Only 339 requests (just under 1% of all requests received) were transferred in whole from the 42 agencies receiving access requests during the year (about the same percentage figure as for the 2005-06). These transfers were received by 44 agencies. It is possible to transfer part of a request to another agency. Statistics are not collected on the number of requests partially transferred.

### AMENDMENT OF PERSONAL RECORDS

1.30 Section 48 of the FOI Act confers a right to request an agency or Minister to amend a document to which lawful access has been granted, where the applicant claims that information in the document:

- contains personal information about the applicant;

- is incomplete, incorrect, out of date or misleading; and
- has been used, is being used, or is available for use by the agency or Minister for an administrative purpose.

1.31 In 2005–06, 1,414 requests for amendment of personal records were received by 8 agencies, representing an increase of 286 requests from the previous year. In 2006-07, 1,379 requests for amendments of personal records were received by 12 agencies, representing a decrease of 35 requests from the previous year. **Appendices H, J and K** set out full details of agencies' determination of requests for amendment of records. **Table 11** compares the pattern of decision-making for amendment of personal records for this reporting year with the previous reporting year.

**TABLE 11 – Determination of FOI Requests for Amendment of Personal Records**

DETERMINATION	2005–06	%	2006–07	%
Grant-Alter Record	350	31.0	528	39.2
Grant-Notate Record	205	18.1	79	5.9
Grant-Alter & Notate Record	297	26.3	191	14.2
Refused	278	24.6	549	40.8
<b>TOTALS DETERMINED</b>	<b>1,130</b>	<b>100</b>	<b>1,347</b>	<b>100</b>

NB The totals for the requests received (see paragraph 1.31 above) differ from the sum of the three categories of determinations listed in Table 11, because not all requests are determined within a reporting period.

#### RESPONSE TIME FOR REQUESTS FOR AMENDMENT OF PERSONAL RECORDS

1.32 Agencies are required to notify applicants of decisions on their request as soon as practicable but in any case not later than 30 days after the date the request is received. Agencies are asked to report how many requests they deal with in each of 3 specified time periods. **Table 12** summarises response times for all agencies receiving requests for amendment of personal records during the reporting period. Full details of agencies' response times for requests to amend personal records are in **Appendix I**.

**TABLE 12 – Response Times: Amendment of Personal Records – 2006-07**

RESPONSE TIME	Number of Requests	% of Total
0–30 Days	270	18.66
31–60 Days	205	14.17
Over 60 Days	972	67.17
<b>TOTALS</b>	<b>1,447</b>	<b>100</b>

NB The sum of the categories of response times listed in Table 12 is greater than the total 48 request received in 2006-07 (see paragraph 1.31 above) because the former includes requests from more than one reporting period.

#### FEES AND CHARGES

1.33 FOI fees and charges have not increased since November 1986. They are designed to ensure that users of the FOI Act make a contribution towards the costs of providing FOI access to documents. As paragraph 1.38 indicates, the amount of fees and charges collected

represents a small percentage of the estimated costs of dealing with FOI requests. Fees and charges are not applicable where the applicant is seeking access to his or her own income support documents. Agencies have a general discretion to remit application fees and not to impose charges, but must take into account financial hardship and public interest factors. **Appendix D** sets out full details of fees and charges notified and collected by agencies.

1.34 **Table 13** shows the amounts collected by agencies which together collected 85% of all fees and charges revenue.

#### *Fees*

1.35 During the year a total of \$154,731 was collected in application fees for 38,787 initial applications and for 354 internal review applications. This is a decrease of \$14,482 (or some 8.6%) on the total of \$169,213 which was collected in application fees last year for 41,430 initial and 490 internal review applications, respectively. This decrease is reasonably proportionate to the decrease in the number of applications (declined by some 6%). The total amount of application fees collected in 2006–07 accounts for 9.2% of the total FOI revenue collected in 2006-07, up by 5.5% on the 2005-06 figure.

1.36 Of the total amount of application fees collected in 2006-07, \$147,966 was for processing initial requests and \$6,765 for processing internal reviews. The corresponding figures for 2005–06 were \$161,203 and \$8,010, respectively.

#### *Charges*

1.37 Agencies notified a total of \$1,508,409 (c.f. \$1,700,801 in 2005-06) in charges, but exercising their discretion under section 29 of the FOI Act, collected only \$240,458 (\$333,341 for 2005-06) or 15.9% (19.6% for 2005-06) of those charges. Section 29 provides that where an agency decides that an applicant is liable to pay a charge in respect of the processing of a request, the agency must make a preliminary assessment of the charge and notify the applicant of that charge in writing. The applicant then has the opportunity to withdraw the request, ask that the charge be reduced or not imposed, or agree to pay the charge as assessed. Where an applicant asks that the charge be reduced or not imposed, the agency must consider the applicant's reasons and may decide to reduce the charge or to not impose it.

**TABLE 13 – Agencies which Together Collected 85% of all Fees and Charges**

AGENCY	Number of Requests Received	Total Fees Collected (\$)	Average Fees Collected per Request (\$)	Charges Collected (\$)	Average Charges Collected per Request (\$)	Total Fees & Charges Collected (\$)
Australian Taxation Office	847	21,287	25	49,253	58	70,540
Department of Immigration & Citizenship	14,917	55,480	4	0	0	55,480
Trade Marks Office	702	21,190	30	30,569	44	51,759
Department of Health & Ageing	149	4,390	29	31,721	213	36,111
Department of Veterans' Affairs	7,150	9,410	1	9,373	1	18,783
Australian Competition & Consumer Commission	30	1,010	34	16,652	555	17,662
Department of Defence	183	3,300	18	13,758	75	17,058
Department of Employment & Workplace Relations	146	3,820	26	10,036	69	13,856
Australian Federal Police	194	2,786	14	7,668	40	10,454
Australian Securities & Investments Commission	80	2,630	33	6,413	80	9,043
Department of Agriculture, Fisheries & Forestry	38	1,150	30	7,582	200	8,732
Department of Education, Science & Training	46	1,450	32	5,657	123	7,107
Australian Pesticides & Veterinary Medicines Authority	13	640	49	5,148	396	5,788
Department of Transport & Regional Services	39	1,170	30	4,498	115	5,668
Department of the Treasury	26	840	32	4,651	179	5,491
<b>Subtotals</b>	<b>24,560</b>	<b>130,553</b>	<b>18.81</b>	<b>202,979</b>	<b>12.10</b>	<b>333,532</b>
Remaining Agencies	14,227	24,178	58.84	37,479	37.96	61,657
<b>Totals</b>	<b>38,787</b>	<b>154,731</b>	<b>25</b>	<b>240,458</b>	<b>16</b>	<b>395,189</b>

1.38 During the year under report:

- charges were notified in respect of 2,976 requests, or 7.7% of the total requests received;
- the total amount of fees and charges collected (including fees for internal review) was \$398,357 (c.f. \$502,554 for 2005-06), a decrease of \$104,197 (-21%) on the amount collected in the previous reporting year; and
- the total amount of fees and charges collected represents 1.6% of the total cost of the FOI Act (see Chapter 3 and **Appendix L** for further information about the total cost of the FOI Act)

# CHAPTER 2

---

## REVIEW OF FOI DECISIONS

### INTRODUCTION

2.1 Under the FOI Act, an applicant who is dissatisfied with the decision of an agency on his or her initial FOI request has several avenues for review or redress. The applicant can first seek internal review by the agency; then external merits review by the Administrative Appeals Tribunal; followed by appeals on possible errors of law to the Federal Court or High Court. In addition, an applicant may make a complaint at any time on matters of administration to the Commonwealth Ombudsman.

2.2 Third parties under the Commonwealth FOI Act, being State Governments (sections 26A and 33A), commercial organisations (sections 27 and 43) and private individuals (sections 27A and 41), have the same review rights as an FOI applicant in the event that an agency decides to release documents contrary to their submissions. Third parties may, however, choose to appeal directly to the Tribunal and are not required to first seek internal review.

2.3 Agencies are encouraged to delegate the authority to make initial decisions to the lowest practicable level. This allows agencies to deal with requests efficiently in the first instance and to conserve the time of their senior officers on FOI matters. The internal review procedure then allows an agency to reconsider its initial decisions at a more senior level before recourse may be had to the Tribunal. Section 23 of the FOI Act permits the responsible Minister or the principal officer of an agency either to make decisions themselves or to authorise officers of the agency to make decisions.

2.4 Part VI of the FOI Act deals both with internal review and the right to seek external merits review of a variety of agency decisions at the Administrative Appeals Tribunal.

### INTERNAL REVIEW

2.5 A person dissatisfied with an agency's decision on an application for access may apply to the agency for internal review of the decision (see section 54 of the FOI Act). Such a review is an entirely fresh decision. It is not appropriate for the internal review decision-maker to merely ratify what went before. Instead, the internal reviewer needs to consider matters anew, from the beginning and on their merits. Internal review is generally a prerequisite to Tribunal review. Subsection 54(2) requires that the internal review be conducted by a person other than the person who made the initial decision. If the initial decision-maker is the responsible Minister or the principal officer of the agency, internal review is not available and application for review must be made directly to the Tribunal.

2.6 In 2006-07, 354 requests (490 for 2005-06) were made for internal review of agency decisions on access requests. Of these requests, 198 (249 for 2005-06) were for review of decisions on requests for documents containing "personal" information and 156 (241 for 2005-06) applications were for review of decisions on requests for "other" documents.

**Appendix E** contains details of internal review applications and results as reported by agencies, broken down into the categories of “personal” information and “other” information.

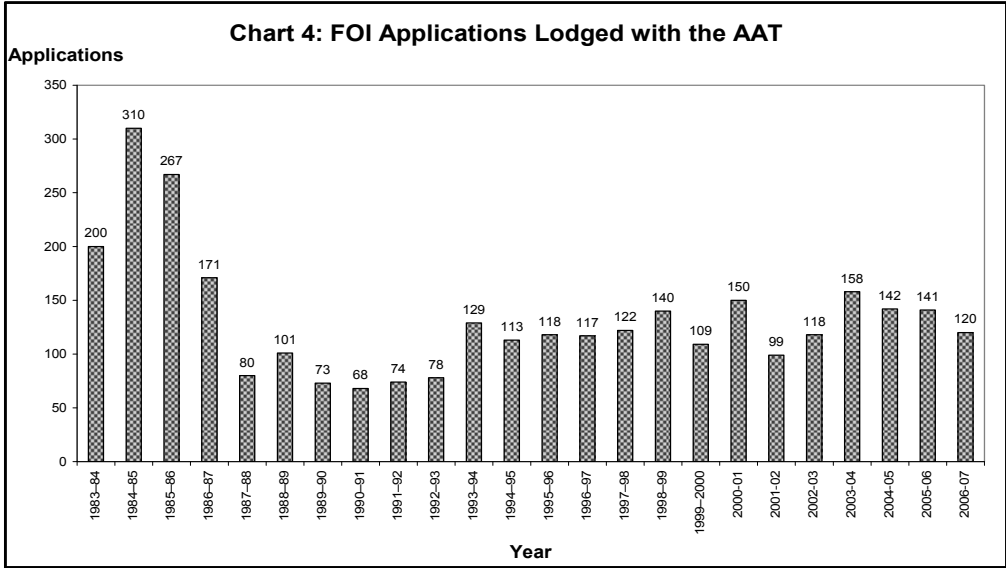
2.7 In this period, agencies made 286 (441 for 2005-06) decisions on internal review. Of these, 145 (51%, the same percentage figure for 2005-06) affirmed the original decision; 37 (13% up on the 9% for 2005-06) were granted in full and 141 (49%) resulted in some concession by agencies to applicants. 169 (143 for 2005-06) applications for internal review were withdrawn.

2.8 There were 71 (44 for 2005-06) requests for internal review of decisions concerning amendment of personal records. This represents a 61% increase in such FOI requests (in a period when total FOI requests decreased by 6.4% and total requests for internal reviews declined by 27.8%). 39 (21 for 2005-06) decisions resulted in concession by agencies (see **Appendix J**) a 7% increase, over the 2005-06 rate, in concessions by agencies.

#### **ADMINISTRATIVE APPEALS TRIBUNAL**

2.9 In external merit reviews (setting aside its recommendatory role in relation to conclusive certificates), the Administrative Appeals Tribunal considers the facts, law and policy aspects of the original decision afresh, and can make a new decision affirming, varying or setting aside the original decision. *“Merits review is characterised by the capacity for substitution of the decision of the reviewing person or body for that of the original decision maker”* (see Administrative Review Council, *Better Decisions: Review of Commonwealth Merits Review Tribunals*, 1995, page 9). Where, however, it is established that a document is an ‘exempt document’ under the FOI Act, the Tribunal does not have power to decide that access to the document, so far as it contains exempt matter, is to be granted (see subsection 58(2) of the FOI Act). The Tribunal’s decision may be appealed, in relation to errors of law only, to the Federal Court. The fee for an application to the Tribunal increases on each biennial anniversary of 1 July 1996 (based on a calculation related to Consumer Price Index figures). The fee for 2006-07 was \$639.

2.10 **Chart 4** shows the number of FOI applications recorded by the Administrative Appeals Tribunal since 1983-84. **Appendix F** contains applications and results as reported by agencies, broken down into the categories of requests for documents containing ‘personal’ information and requests for documents containing ‘other’ information. As in previous years, there is a considerable discrepancy between the number of applications reported by agencies (56 – see Appendix F) and that reported by the Tribunal (120 – see Appendix G). The possible reasons for this discrepancy were canvassed in detail at paragraph 4.7 of the 1994–95 FOI Annual Report. The Tribunal’s figures are accepted as a more accurate picture of the external appeals figures. **Appendix G** provides a breakdown of application numbers in Tribunal FOI matters as drawn from Tribunal case data.



2.11 **Table 14** shows a breakdown by State and Territory Registry of the status of applications to the Administrative Appeals Tribunal. This material has been provided by the Tribunal.

**TABLE 14 – Appeals to the Administrative Appeals Tribunal: Breakdown by Registry**

Registry	Current at 30 June 2006	Lodged 2006-07	Decided 2006-07	Current at 30 June 2007
NSW	35	55	40	48
Vic	40	29	41	29
Qld	8	13	11	10
SA	4	11	12	3
WA	17	9	16	10
ACT	7	2	7	2
TAS	0	0	0	0
NT	0	1	1	0
<b>TOTAL</b>	<b>111</b>	<b>120</b>	<b>128</b>	<b>102</b>

2.12 **Table 15** shows the outcome of decided applications to the Administrative Appeals Tribunal. This material has been provided by the Tribunal.

**TABLE 15 – Outcome of Decided Applications to the Administrative Appeals Tribunal: 2006–07**

<b>BY CONSENT/ WITHDRAWN</b>	<b>Total</b>	<b>DETERMINED</b>	<b>Total</b>	<b>OTHER</b>	<b>Total</b>
Affirmed	3	Affirmed	19	Fee Not Paid	5
Set Aside	12	Varied	1		
Varied	10	Set Aside	7		
Dismissed <sup>10</sup>	4	Dismissed <sup>11</sup>	13		
Withdrawn	38	Lack of Jurisdiction	16		

## OMBUDSMAN

2.13 The Commonwealth Ombudsman has a statutory role under the FOI Act to review complaints about the handling of FOI requests by Australian Government agencies including decisions, delays, and refusal or failure to act.

2.14 During the year, the Ombudsman finalised 303 (259 in 2005-06) complaints relating to the way that 46 Australian Government agencies handled requests under the FOI Act. The majority of complaints issues were about two agencies - Centrelink (33%); the Department of Immigration and Citizenship (12%). As in previous years, the majority of FOI-related complaints continue to be about delays in processing applications (26%). In cases of delay most are resolved by the Ombudsman's office contacting the relevant agency and encouraging them to expedite a decision in cases already outside the statutory timeframe. 27% of the complaints made were about the correctness of the primary decision reached by agencies.

2.15 Complaints to the Ombudsman about delays may often be avoided if agencies better informed applicants about the progress of their applications and the reasons for the delay. The Ombudsman continues to encourage agencies subject to FOI complaints to improve the level of contact with applicants to decrease the need for intervention by his office.

2.16 The FOI complaints handled by the Ombudsman's Office during 2006-07 underscores the important role that efficient administration of the FOI Act plays in meeting the objectives that underlie the Act. Many of those issues were raised in the Ombudsman report entitled 'Scrutinising Government: Administration of the *Freedom of Information Act 1982* in Australian Government Agencies.' That report was released in March 2006 and a copy of the report is located on the Ombudsman's website at [www.comb.gov.au](http://www.comb.gov.au).<sup>9</sup>

<sup>9</sup> Select the Publications link and go to 'Investigation Reports by Year'. The report is listed under 2006.

**Table 16 – Ombudsman: FOI complaints received and issues finalised in 2006-07**

<b>Agency</b>	<b>Complaints received</b>	<b>Issues finalised</b>
Centrelink	94	101
Department of Immigration & Citizenship	36	38
Child Support Agency	14	14
Australian Federal Police	14	14
Department of Employment & Workplace Relations	10	11
Department of Veterans Affairs	9	10
Australia Post	9	10
Department of Defence	9	9
Australian Taxation Office	8	9
Other 37 agencies	81	87
<b>Totals</b>	<b>284</b>	<b>303</b>

# CHAPTER 3

## IMPACT OF FOI ON AGENCY RESOURCES

### INTRODUCTION

3.1 This chapter is concerned with the impact on agency resources of the FOI Act, assessed from reports by agencies relating to the costs of administration of the legislation.

3.2 Summaries of FOI costs identified in 2006–07 are contained in **Appendices L and M**. For the purposes of calculating the costs of administering the FOI Act, agencies are required to provide an estimate of the staff-years spent on FOI matters (the smallest unit being equal to 20 hours) and estimates of non-staff costs directly attributable to FOI (such as photocopying). Agencies submit these estimates annually. Experience shows that agencies rarely keep exact records of hours spent by officers on FOI matters and other non-labour costs incurred.

### SUMMARY OF TOTAL AND AVERAGE COSTS

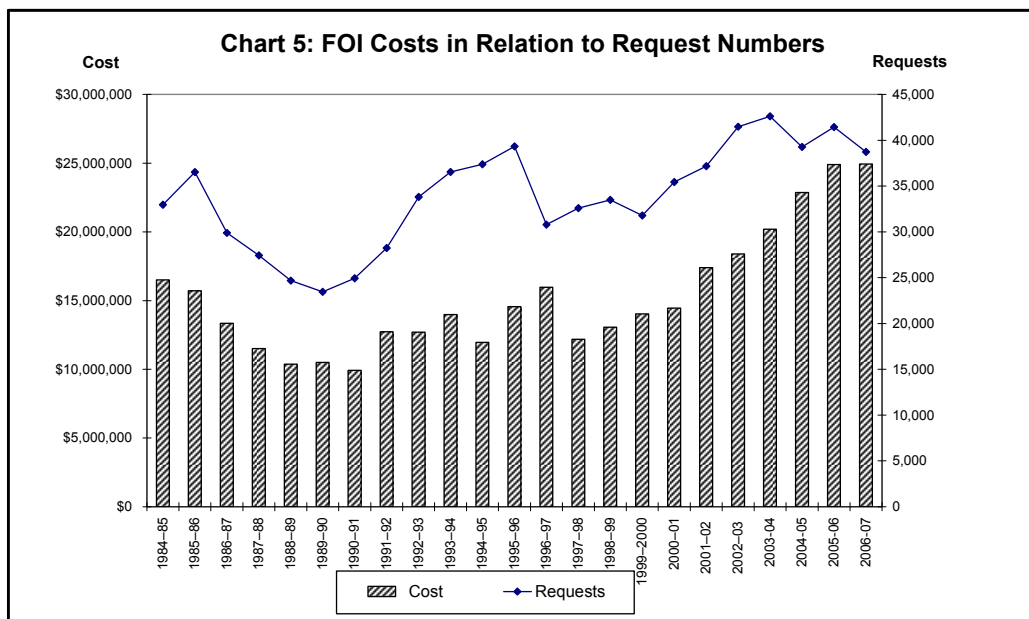
3.3 The total reported cost attributable to the FOI Act during 2006–07 was \$24,936,178 (\$24,903,771 for 2005-06), which is an increase of \$32,407 (0.1%) on the previous year. The average cost of processing an FOI request increased from \$601 to \$644 (7%) in the same period, while total number of requests decreased by some 6%. There are three principal reasons for the increase in processing costs and they are the inclusion for the first time of an SES salary cost component (\$565,517 – see table 19); increases in Australian Public Service salaries; and a \$434,288 (11%) increase in non-labour costs for 2006-07. The yearly total cost figures since the commencement of the FOI Act are shown in **Table 17** but for the reasons set out in paragraph 3.7 below pre-2006-07 total costs are no longer strictly comparable with post-2005-06 equivalents. Table 23 sets out the average cost per FOI request from 1993–1994 to 2006–07.

**TABLE 17 – Total Yearly Cost of FOI – 1982-3 to 2006-7**

Year	Total Cost	Year	Total Cost	Year	Total Cost
1982–83*	\$7,502,355	1991–92	\$12,723,097	2000–01	\$14,415,406
1983–84	\$15,106,511	1992–93	\$12,702,329	2001–02	\$17,387,088
1984–85	\$16,496,961	1993–94	\$13,977,360	2002–03	\$18,398,181
1985–86	\$15,711,889	1994–95	\$11,955,482	2003–04	\$20,189,136
1986–87	\$13,336,864	1995–96	\$14,564,562	2004–05	\$22,860,022
1987–88	\$11,506,931	1996–97	\$15,972,950	2005–06	\$24,903,771
1988–89	\$10,494,376	1997–98	\$12,191,478	2006–07	\$24,936,178
1989–90	\$10,373,321	1998–99	\$13,066,029		
1990–91	\$9,921,772	1999–2000	\$14,035,394		

\* Seven months only.

3.4 **Chart 5** shows the relation of total costs to request numbers received for each year since 1984-85.



NB For the reasons set out in paragraph 3.7 below pre-2006-07 total costs are no longer strictly comparable with post-2005-06 equivalents

### COST OF FOI FOR 2006-07

#### Staff costs

3.5 All agencies are required to supply information about staff resources allocated to FOI. The information includes the number of staff who spent:

- (1) 75% to 100% of their time on FOI work; and
- (2) less than 75% of their time on such work.

This covers all facets of processing requests including:

- search and retrieval
- consultation with third parties
- decision-making, and
- internal review.

In addition, non-access activities such as training and compiling section 8 and section 9 statements are included. Totals for FOI staffing for 2005-06 & 06-07 are shown in **Table 18**.

**TABLE 18 – Total FOI Staffing**

Staffing	2005-06	2006-07
Staff Numbers: 75-100% time on FOI matters	195	178
Staff Numbers: less than 75% time on FOI matters	2,037	1,933
Total staff years	235.30	216.04

3.6 Agencies provided estimates of the number of staff-years (0.01 equals 20 hours) spent on FOI to enable calculation of salary costs (and 60% related costs) directly attributable to FOI. A summary of staff costs are provided in **Table 19**, based on information provided by

agencies and the median salary figures referred to below. As the level at which decisions and reviews are taken differs between agencies, the following median base annual salaries were applied:<sup>10</sup>

- officers whose duties included FOI work \$56,400<sup>11</sup>
- other officers involved in processing requests
  - Australian Public Service (APS) Levels 1–5 \$45,345<sup>12</sup>
  - APS Level 6 & Executive Levels (EL) 1–2 \$80,921<sup>13</sup>
  - Senior Executive Service officers (or equivalent) \$127,945<sup>14</sup>
- Minister’s Office
  - Minister’s support staff \$45,345<sup>15</sup>
  - Minister and advisers \$100,000<sup>16</sup>

3.7 The change from using the average of the salary levels of the three agencies recording the highest total FOI costs for pre-2006-07 annual reports to using median base APS salaries figures and the inclusion of SES salary costs hence forth, means that tables, charts and appendices that contain pre-2006-07 salary cost components (e.g. Tables 17, 19, 21, 22 and 23; Chart 5 and Appendix L) will no longer be strictly comparable with their post-2005-06 equivalents.

<sup>10</sup> As the current salary levels differ among agencies, a decision was made to use the 2006 APS Remuneration Survey Median salary levels (see [www.workplace.gov.au](http://www.workplace.gov.au) – 2006 APS Remuneration Survey) as at 31 December 2006.

<sup>11</sup> This figure, taken from the 2006 APS Remuneration Survey, represents the APS 5 Base Salary Median, as at 31 December 2006.

<sup>12</sup> This figure, taken from the 2006 APS Remuneration Survey, represents the APS 3 Base Salary Median, as at 31 December 2006.

<sup>13</sup> This figure, taken from the 2006 APS Remuneration Survey, represents the EL 1 Base Salary Median, as at 31 December 2006.

<sup>14</sup> This figure, taken from the 2006 APS Remuneration Survey, represents the SES 1 Base Salary Median, as at 31 December 2006.

<sup>15</sup> This figure, taken from the 2006 APS Remuneration Survey, represents the APS 3 Base Salary Median, as at 31 December 2006.

<sup>16</sup> This figure, taken from the 2006 APS Remuneration Survey, represents the EL 2 Base Salary Median, as at 31 December 2006.

**TABLE 19 – Estimated Staff Costs of Freedom of Information**

Type of Staff	Staff-Years	Salary Costs (\$)	Related Costs (60%) (\$)	Total Staff Costs (\$)
<b>Officers whose duties included FOI work</b>	177.79	10,027,356	6,016,414	16,043,770
<b>Other officers involved in processing requests:</b>				
– SES	4.42	565,517	339,310	904,827
– APS Level 6 & Executive Levels 1–2	19.8	1,602,236	961,341	2,563,577
– APS Levels 1–5	13.77	624,401	374,640	999,041
<b>Ministerial Staff:</b>				
– Minister and advisers	0.09	9,000	5,400	14,400
– Minister’s support staff	0.17	7,709	4,625	12,334
<b>Totals</b>	<b>216.04</b>	<b>12,836,218</b>	<b>7,701,731</b>	<b>20,537,949</b>

*Identified non-staff expenditure*

3.8 Non-staff costs directly attributable to FOI are summarised in **Table 20** with full agency details in **Appendix M**. Non-staff costs increased by \$435,163 (11%), with solicitors’ fee and applicants’ litigation costs increasing significantly; purchase of material costs rising slightly; and other costs decreasing in absolute terms.

**TABLE 20 – Identified Non-Staff Costs of Freedom of Information**

ITEM	2005–06 (\$)	2006–07 (\$)
Photocopying	273,125	260,794
Printing	60,203	59,868
Purchase of material	70,090	71,583
Postage	158,985	121,459
Telephone	57,491	52,146
Travel	93,123	84,679
Solicitors’ fees	2,052,805	2,827,256
Legal counsel fees	705,457	467,868
Applicants’ litigation costs	606	85,821
Computer time	248,921	219,258
Other	242,260	147,497
<b>Totals</b>	<b>3,963,066</b>	<b>4,398,229</b>

### Administration

3.9 **Appendix L** summarises the costs of all agencies that spent 0.01 or more staff-years on FOI matters or reported a non-labour cost. The following paragraphs relate only to agencies appearing in Appendix L. As in previous years, Appendix L reveals marked differences between agencies in the average staff-days per request recorded and the average cost per request recorded. The average staff-day per request per agency (where this was reported) ranged from 0.0 to 133, with the overall average being 1.48 (down from 1.51 in 2005-06). As in previous years, these statistics confirm that some of the large client service departments handle high volumes of requests very quickly (because of the routine nature of many requests made to them) in contrast to the smaller policy-orientated agencies which may deal with fewer, but more complex requests.

3.10 The average cost per request ranged from \$0.50 for the Office of the Registrar of Aboriginal and Torres Strait Islander Corporations to \$113,066 for Indigenous Business Australia. Eight agencies, as listed in **Table 21** recorded an average cost of less than \$200 per request.

**TABLE 21 – Agencies with Average Cost per Request Less than \$200 in 2006-07**

AGENCY	Average Cost (\$)	No. of Requests
Office of the Registrar of Aboriginal & Torres Strait Islander Corps	0.50	2
Reserve Bank of Australia	13.75	4
Private Health Insurance Administration Council	15.00	1
National Competition Council	23.00	1
Indigenous Land Corporation	44.00	2
Migration Review Tribunal	100.24	259
Refugee Review Tribunal	138.96	408
Department of Veterans' Affairs	195.11	7,150

3.11 The average cost for 11 agencies was higher than \$10,000 per request, as shown in **Table 22**.

**TABLE 22 – Agencies with Average Cost per Request Greater than \$10,000 in 2006-07**

AGENCY	Average Cost (\$)	No. of Requests
Department of the Treasury	12,813.73	26
Department of Families, Community Services and Indigenous Affairs	13,271.18	23
Australian Film Commission	15,713.46	1
Australian Industrial Registry	16,047.15	1
Medicare Australia	17,220.41	13
Australian Pesticides and Veterinary Medicines Authority	18,783.51	13
National Library of Australia	22,108.66	1
Commissioner for Superannuation	22,917.73	1
Crimtrac	23,791.34	1
Australian Research Council	96,292.48	1
Indigenous Business Australia	113,066.00	1

*Internal review and appeals*

3.12 Although agencies were asked to identify costs paid to legal counsel and solicitors' fees, they were not requested to provide separate details of the costs of all review and appeal procedures under the FOI Act. Internal review costs may constitute a considerable component of actual, as opposed to reported, overall costs, as internal review may be conducted by the principal officer or other very senior officers. In addition, some agencies received requests which were resource intensive, either because of their volume or complexity or both.

3.13 The costs further increase where the decision on the request is the subject of an application to the AAT. As in previous years, AAT appeals have involved senior officers who may have been required to give oral evidence at a hearing, or to prepare affidavit evidence.

**COST COMPARISON FROM 1993-94 TO 2006-07**

3.14 The costs and the number of requests received from 1993-94 to 2006-07 are listed in **Table 23**. Please note that pre 2006-07 and post 2005-06 figures are no longer strictly comparable for the reasons set out in paragraph 3.7 above.

**TABLE 23 – Average Cost per Request**

<b>Year</b>	<b>Requests Received</b>	<b>Total Cost \$</b>	<b>Average Cost per Request \$</b>
1993-94	36,547	13,977,360	382
1994-95	37,367	11,955,482	320
1995-96	39,327	14,564,562	370
1996-97	30,788	15,972,950	519
1997-98	32,590	12,191,478	374
1998-99	33,484	13,066,029	390
1999-2000	31,784	14,035,394	442
2000-01	35,439	14,415,406	407
2001-02	37,169	17,387,088	468
2002-03	41,481	18,398,181	444
2003-04	42,627	20,189,136	474
2004-05	39,265	22,860,022	582
2005-06	41,430	24,903,771	601
2006-07	38,732	24,936,178	644

# CHAPTER 4

---

## ADMINISTRATION OF THE FOI ACT

### INTRODUCTION

4.1 This chapter reports action taken during 2006–07 to co-ordinate the administration of the FOI Act, assist agencies to fulfil their obligations under the FOI Act and assist members of the public to understand the rights conferred by the FOI Act. General FOI developments are also noted.

### CO-ORDINATION AND ADMINISTRATION OF THE FOI ACT

4.2 Each agency is responsible for meeting its own obligations under the FOI Act. The Attorney-General and, on his behalf, the Information Law Branch (ILB) of the Attorney-General's Department, is responsible for the general administration of the FOI Act.

4.3 In 2006–07, the work of ILB included legal, policy and administrative advising regarding the FOI Act. Although each agency is responsible for its decisions under the FOI Act, agencies often seek the advice of the Attorney-General's Department in relation to legal, policy and procedural matters arising from particular requests.

### MEASURES TO ASSIST AGENCIES TO COMPLY WITH THE FOI ACT

#### *FOI website*

4.4 The Attorney-General's Department has a FOI website which contains which contains a range of FOI material including:

- the FOI Act and Regulations
- general information about the FOI Act and how to make an FOI request
- FOI research aids
- FOI Guides and past FOI Decision Summaries
- list of Australian Government FOI Contact Officers
- FOI annual reports, and
- links to other FOI sites.

#### *FOI electronic discussion list*

4.5 The Attorney-General's Department has established an electronic discussion list for FOI officers in agencies to discuss freedom of information matters. The forum enables the Department to broadcast FOI policy information to agencies and provides agencies with the opportunity to exchange FOI information and to seek assistance from other agencies in relation to FOI issues.

## MEASURES TO ASSIST THE PUBLIC

### *FOI website*

4.6 The Attorney-General's Department FOI website is at <[www.ag.gov.au/foi](http://www.ag.gov.au/foi)>.

### *FOI Guidelines*

4.7 Since the inception of the Act, the Attorney-General's Department has produced memoranda as FOI reference tools. For example, Memorandum No 98 provides: (a) an outline of the exemptions sections in the FOI Act; (b) the principles on which these exemptions operate; and (c) references to relevant cases concerning how the exemptions have been interpreted by the Administrative Appeals Tribunal, the Federal Court of Australia and the High Court of Australia.

4.8 The Attorney-General's Department updated all these memoranda in 2006, taking the opportunity to change their focus from technical, legal interpretation of the provisions of the FOI Act to the practical policy and administrative aspects of good FOI practice. There are nine sets of guidelines covering all the topics found in the now superseded memoranda. These guidelines are intended to provide practical advice, in straightforward language, on the operation of the FOI Act. Memorandum 98, renamed *FOI Guidelines- Exemption Sections in the FOI Act*, is the sole exception. It will remain a legally-focussed document that will continue to be updated annually to incorporate the latest AAT and court interpretations of the exemption provisions.

4.9 The guidelines are available from the Attorney-General's website at: <[www.ag.gov.au/foi](http://www.ag.gov.au/foi)>. The superseded memoranda are also available on the web site as archived documents. However, they are no longer current and should not be relied on for guidance.

### *FOI pamphlet*

4.10 The Attorney-General's Department has produced a general information pamphlet on FOI, copies of which may be obtained from the Department. The pamphlet is also available on the Attorney-General's Department FOI website.

### *FOI annual report*

4.11 The Annual Report on the Operation of the FOI Act is also available on the Attorney-General's Department FOI website.

### *Section 8 statements*

4.12 Section 8 of the FOI Act requires each Minister responsible for an agency to publish annually a statement setting out details of the functions of the agency, categories of documents held, and arrangements for access by the public to documents in the possession of the agency. These statements are published in the annual report of the agency or of the portfolio department to which the agency relates. The section 8 statement of the Attorney-General's Department is in its annual report.

*Section 9 statements*

4.13 Section 9 of the FOI Act requires the principal officer of each agency to make available at National Archives of Australia offices in all capital cities, a statement listing documents used by the agency in making decisions that affect the public. The statements are required to be updated at 3-monthly intervals where practicable, and in any case within 12 months after the last statement. Principal officers are also required to make available for inspection and purchase all documents listed in their agency's section 9 statements.

4.14 Section 9 statements and the dates to which they are correct are set out in **Table 24**. A list of all section 9 statements is available on the National Archives website.<sup>17</sup> It is apparent that a number of agencies in Table 24 are not subject to the FOI Act because those agencies have changed their name; been absorbed into, or amalgamated with another agency; or ceased to exist. A list of agencies and Ministers subject to the FOI Act, based on information provided by agencies, is at **Appendix N**.

**TABLE 24 - Section 9 Statements held by the National Archives as at 2 October 2007**

Agency	Date of Statement
Aboriginal Hostels Limited	8 December 1993
Administrative Appeals Tribunal	25 October 2001
Agriculture, Fisheries, Forestry	30 June 2007
Airservices Australia	1 November 2002
Albury-Wodonga Development Corporation	21 June 2007
Anglo-Australian Observatory (nil return)	25 October 2001
Attorney-General's Department	10 June 2005
AusAID	1 January 2007
AUSTEL	2 February 1995
AusTrade	1 January 2007
Australia Council	1 August 1995
Australian Accounting Standards Board (nil return)	26 September 2001
Australian Broadcasting Authority	1 February 2002
Australian Broadcasting Corporation	18 September 2006
Australian Building and Construction Commissioner	16 July 2007
Australian Bureau of Statistics – includes Australian Statistics Advisory Council	4 July 2006
Australian Centre for International Agricultural Research	1 January 2007
Australian Commission for Law Enforcement Integrity	27 February 2007
Australian Competition and Consumer Commission	20 August 2007
Australian Competition Tribunal (nil return)	22 October 2001
Australian Customs Service	8 November 2006
Australian Electoral Commission	24 October 2003
Australian Federal Police	14 September 2007
Australian Fisheries Management Authority	7 August 2006

<sup>17</sup> The information in Table 24 is on the National Archives of Australia website at <<http://www.naa.gov.au>>.

ADMINISTRATION OF THE FOI ACT

---

Australian Film Commission	26 October 2006
Australian Hearing	31 July 2007
Australian Heritage Commission	27 September 2001
Australian Industrial Registry	6 July 2007
Australian Institute of Aboriginal and Torres Strait Islander Studies	1 June 1995
Australian Institute of Family Studies (nil return)	19 September 2001
Australian Institute of Marine Science	11 March 1998
Australian Landcare Council	15 August 2006
Australian Law Reform Commission	18 April 2007
Australian Maritime Safety Authority	31 August 2006
Australian National Botanic Gardens	1 March 1987
Australian Pesticides and Veterinary Medicines Authority	14 November 2006
Australian Postal Corporation	30 December 1995
Australian Prudential Regulation Authority	19 June 2006
Australian Public Service Commission	10 May 2006
Australian Radiation Protection and Nuclear Safety Agency	25 September 2001
Australian Securities and Investments Commission	20 December 2006
Australian Sports Commission	31 October 2006
Australian Taxation Office (ATO)	Accessible from ATO website
Australian Tourist Commission	30 October 2001
Australian Transaction Reports and Analysis Centre	9 January 2007
Australian War Memorial	21 February 2007
Australian Wine and Brandy Corporation	5 March 2007
Canberra National Memorials Committee	1 March 1987
Centrelink	21 September 2007
Civil Aviation Safety Authority	14 September 2004
Classification Review Board (nil return)	19 September 2001
Comcare	1 September 2005
Commissioner for Superannuation (including PSS, CSS and PSSap)	31 October 2006
Commonwealth Director of Public Prosecutions	3 July 2006
Commonwealth Grants Commission	15 July 2003
Commonwealth Ombudsman	21 December 2005
Commonwealth Scientific and Industrial Research Organisation - CSIRO	30 June 2006
Communications, Information Technology and the Arts	30 June 2006
Copyright Tribunal (nil return)	6 July 2004
Cotton Research and Development Corporation	5 March 2007
CrimTrac	23 August 2006
Dairy Adjustment Authority	18 September 2006

Defence – includes Australian Military Forces Relief Trust Fund, Royal Australian Navy Relief Trust Fund, Army and Air Force Canteen Service Board of Management, Royal Australian Air Force Veterans’ Residences Trust Fund, Royal Australian Navy Central Canteens Board, Trustees of the Royal Australian Air Force Welfare Trust Fund and Defence Housing Authority.	6 February 2007
Defence Force Discipline Appeal Tribunal (nil return)	25 October 2001
Defence Force Retirement and Death Benefits Authority	31 October 2006
Education, Science and Training	1 June 2006
Employment and Workplace Relations	20 April 2007
Environment and Heritage	31 August 2006
Export Finance and Insurance Corporation	1 January 2007
Families, Community Services and Indigenous Affairs	9 February 2007
Federal Court of Australia	4 January 2007
Federal Magistrates Court	18 August 2006
Finance and Administration	4 May 2006
Fisheries Research and Development Corporation	1 September 2006
Foreign Affairs and Trade	1 January 2007
Forests and Wood Products Research and Development Corporation	30 June 2006
Grains Research and Development Corporation	31 August 2007
Grape and Wine Research and Development Corporation	6 March 2007
Great Barrier Reef Marine Park Authority	23 October 2001
Health and Ageing	31 July 2006
Human Rights and Equal Opportunity Commission	1 June 2006
Human Services – includes Child Support Agency and CRS Australia	7 May 2007
Immigration and Citizenship	31 March 2007
Industry, Tourism and Resources	4 October 2007
Insolvency and Trustee Service Australia	2 October 2001
IP Australia	17 February 2006
Medicare Australia	31 March 2007
Merit Protection Commissioner	24 April 2006
Migration Review Tribunal	1 July 2004
Military Superannuation and Benefits Board of Trustees	31 October 2006
National Archives of Australia	15 March 2007
National Competition Council	22 February 2007
National Library of Australia	17 June 1997
National Museum of Australia	1 December 2006
National Native Title Tribunal	30 June 2007
National Occupational Health and Safety Commission	30 July 2004
National Office for the Information Economy	31 July 2003
National Rural Advisory Council	30 June 2006
Office of Assets Sales and Commercial Support	30 June 2001

Office of Film and Literature Classification	20 July 2006
Office of the Federal Privacy Commissioner	v1 April 2003
Office of Parliamentary Counsel (nil return)	28 June 2006
Office of the Employment Advocate	31 August 2006
Plant Breeder's Rights Advisory Committee (nil return)	27 September 2001
Prime Minister and Cabinet	30 June 2007
Private Health Insurance Administration Council	20 September 2006
Productivity Commission (nil return)	29 June 2007
Reconciliation and Aboriginal and Torres Strait Islander Affairs	31 May 2001
Refugee Review Tribunal	23 September 2003
Registrar of Aboriginal Corporations	30 March 2007
Reserve Bank of Australia	22 November 2004
Royal Australian Mint (nil return)	13 June 1997
Rural Industries Research and Development Corporation	25 July 2006
Special Broadcasting Service Corporation	27 April 2007
Social Security Appeals Tribunal	1 February 2007
Spectrum Management Agency	31 July 1996
Sugar Research and Development Corporation	18 August 2006
Superannuation Complaints Tribunal	11 July 2006
Telstra (nil return)	19 September 2001
Transport and Regional Services	30 June 2006
Treasury	16 July 2007
Veterans' Affairs – includes Repatriation Commission, Military Rehabilitation and Compensation Commission, Director of War Graves (Office of Australian War Graves)	30 October 2006
Wheat Export Authority	30 June 2004

## MONITORING FOI DECISION-MAKING AND WORKLOAD

### *Extent of reporting*

4.15 Section 93 of the FOI Act requires statistics to be provided to the Attorney-General's Department by agencies. These statistics are used by the Attorney-General, as the Minister administering the FOI Act, in compiling this annual report to Parliament on the FOI Act.

### *Frequency of reporting*

4.16 Agencies are required to submit statistical returns every quarter and an annual statistical return at the end of each financial year.

### *Comments on statistical collection*

4.17 The Department's Internet-hosted database for the electronic lodgement of statistical information by agencies has proven to be an efficient Departmental tool. To ensure that the system remains user-friendly and effective, the Department will continue to monitor its use. Feedback from users is a valuable input for this purpose.

4.18 The Department also undertakes an annual stocktake of the list of agencies and Ministers subject to the FOI Act in order to maintain a comprehensive list

# CHAPTER 5

---

## AMENDMENT OF THE FOI ACT

### INTRODUCTION

5.1 During the reporting year there were no major amendments to the FOI Act. Minor amendments to the Act are outlined below.

### AMENDMENT OF THE FOI ACT

5.2 Part II of Schedule 2 to the Act is a list of agencies which are exempt from the Act in respect of particular documents. The following amendments were made to Division 1 of Part II of Schedule 2:

- Schedule 1, Part 1, Section 148 of the *Anti-Money Laundering and Counter-Terrorism Financing (Transitional and Consequential Amendments) Act 2006* (Act No. 170 of 2006) inserted the words “*or section 41 or 49 of the Anti-Money Laundering and Counter-Terrorism Financing Act 2006*” at the end of the item dealing with the Australian Transaction Reports and Analysis Centre. This amendment exempts suspicious transaction reports made under s41 of the AML&CTF Act and exempts any further information provided about such reports under s49 of the AML&CTF Act.
- Schedule 1 Part 2, Section 113 of the *National Health and Medical Research Council Amendment Act 2006* (Act No. 50 of 2006) inserted the words “*Council of the*” before the second occurrence of the words “*National Health and Medical Research Council*”. This amendment exempts the documents of the members of the Council of the National Health and Medical Research Council.

5.3 Schedule 3 of the FOI Act sets out a list of agency secrecy provisions which are exempt from the application of the FOI Act. The following amendments were made to Schedule 3:

- Schedule 5, Part 3, section 153 of the *Fuel Tax (Consequential and Transitional Provisions) Act 2006* (No.73 of 2006) removed the reference to “*Taxation Administration Act 1953, section 68*” and substituted the reference to the “*Taxation Administration Act 1953, section 355-5 in Schedule 1*”. This amendment corrected the reference to TAA 1953.
- Schedule 5, Part 2 sections 113 to 118 of the *Tax Laws Amendment (Repeal of Inoperative Provisions) Act 2006* (Act No. 101 of 2006) removed the following references – “*Debits Tax Administration Act 1982, subsection 7(2)*”, “*Sales Tax Assessment Act (No.1) 1930, subsection 10(2)*”, “*Sales Tax Procedure Act 1934, subsection 4A(3)*”, “*Sales Tax Assessment Act 1992, subsection 110(2)*”,

“*Tobacco Charges Assessment Act 1953, subsections 10(2) and (5)*” and “*Wool Tax (Administration) Act 1964, subsections 8(2) and (5)*”. These amendments removed references to provisions of redundant Acts.

- Schedule 3, Part 3, sections 23 and 24 of the *Statute Law Revision Act 2007* (Act No. 8 of 2007) removed the words “*Australian Capital Territory (Administration) Act 1969, subsection 7(1)*” and “*Pay-roll Tax (Territories) Assessment Act 1971, subsection 8(2)*”. These amendments flow from the repeal of the *Australian Capital Territory (Administration) Act 1969* and the *Pay-roll Tax (Territories) Assessment Act 1971*.
- Schedule 2, Section 12 of the *Private Health Insurance (Transitional Provisions and Consequential Amendments) Act 2007* (Act No. 32 of 2007) inserted the words “*Private Health Insurance Act 2007, sections 323-1 and 323-40*”, in the appropriate alphabetical position. This amendment ensures that if the disclosure of documents would be an offence under sections 323-1 and 323-40 of the PHI Act those documents would exempt under the FOI Act.
- Schedule 1, Section 2 of the *Tax Laws Amendment (2007 Measures No. 1) Act 2007* (Act No. 56 of 2007) removed the words “*Taxation Administration Act 1953, subsection 3C(2), paragraph 8WB(1)(c) and subsection 8XB(1)*” and substituted the words “*Taxation Administration Act 1953, subsections 3C(2), 3G(6) and (9) and 3H(5) and (8), paragraph 8WB(1)(c) and subsection 8XB(1)*”. This amendment ensures that where disclosure of a document, or information contained in a document, is prohibited by this TLA Act, that document is exempt under the FOI Act.

## AMENDMENT OF THE FOI REGULATIONS

5.4 Subsection 94(1) of the *Freedom of Information Act 1982* provides, in part, that the Governor-General may make regulations, not inconsistent with the Act, prescribing all matters that are required or permitted by the Act to be prescribed, or are necessary or convenient to be prescribed for the carrying out or giving effect to the Act.

5.5 The *Freedom of Information (Miscellaneous Provisions) Amendment Regulations 2007 (No.1)* (Select Legislative Instrument No.53 of 2007) amended the *Freedom of Information (Miscellaneous Provisions) Regulations 1982* (Statutory Rules 1982 No. 323) to prescribe the Chief Executive Officer (CEO) of the Federal Magistrates Court of Australia (FMC) as the “principal officer” for the purposes of subparagraph (b)(i) of the definition of “principal officer” under subsection 4(1) of the Act. These regulations also prescribe the Attorney-General as the “responsible Minister” in respect of the FMC for the purposes of paragraph (d) of the definition of “responsible Minister” under subsection 4(1) of the Act.

5.6 The *Freedom of Information (Miscellaneous Provisions) Regulations 1982* was amended as follows:

Schedule 2, after item 71 insert

“71A Federal Magistrates Court of Australia Chief Executive Office”

Schedule 3, after item 8 insert

“8A Federal Magistrates Court of Australia Attorney-General”

# APPENDICES

Request Numbers

**Appendix A: Request Numbers — [P = Personal, O = Other, T = Total]**

AGENCY	On Hand 1st July			Requests Received from Applicant			Requests on Transfer			Total Requests Received			% Share of Total of All Agencies' Requests Received			Requests Finalised			On Hand 30th June		
	P	O	T	P	O	T	P	O	T	P	O	T	P	O	T	P	O	T	P	O	T
<b>AGRICULTURE, FISHERIES AND FORESTRY</b>																					
Australian Fisheries Management Authority	0	0	0	6	5	11	1	1	2	7	6	13	0.0	0.1	0.0	6	6	12	1	0	1
Australian Landcare Council	0	0	0	0	0	0	0	0	0	0	0	0	0.0	0.0	0.0	0	0	0	0	0	0
Australian Pesticides and Veterinary Medicines Authority	0	4	4	0	13	13	0	0	0	0	13	13	0.0	0.3	0.0	0	11	11	0	6	6
Australian Wine and Brandy Corporation	0	0	0	0	0	0	0	0	0	0	0	0	0.0	0.0	0.0	0	0	0	0	0	0
Cotton Research and Development Corporation	0	0	0	0	0	0	0	0	0	0	0	0	0.0	0.0	0.0	0	0	0	0	0	0
Dairy Adjustment Authority	0	0	0	0	0	0	0	0	0	0	0	0	0.0	0.0	0.0	0	0	0	0	0	0
Department of Agriculture, Fisheries and Forestry	0	7	7	0	37	37	0	1	1	0	38	38	0.0	0.7	0.1	0	36	36	0	9	9
Fisheries Research and Development Corporation	0	0	0	0	0	0	0	0	0	0	0	0	0.0	0.0	0.0	0	0	0	0	0	0
Forest and Wood Products Council	0	0	0	0	0	0	0	0	0	0	0	0	0.0	0.0	0.0	0	0	0	0	0	0

Request Numbers

Appendix A: Request Numbers — [P = Personal, O = Other, T = Total]

AGENCY	On Hand 1st July			Requests Received from Applicant			Requests on Transfer			Total Requests Received			% Share of Total of All Agencies' Requests Received			Requests Finalised			On Hand 30th June					
	P	O	T	P	O	T	P	O	T	P	O	T	P	O	T	P	O	T	P	O	T			
Forest and Wood Products Research and Development Corporation	0	0	0	0	0	0	0	0	0	0	0	0	0.0	0.0	0.0	0	0	0	0	0	0	0	0	0
Grains Research and Development Corporation	0	1	1	0	0	0	0	0	0	0	0	0	0.0	0.0	0.0	0	1	1	0	0	0	0	0	0
Grape and Wine Research and Development Corporation	0	0	0	0	0	0	0	0	0	0	0	0	0.0	0.0	0.0	0	0	0	0	0	0	0	0	0
Land and Water Australia	0	0	0	0	0	0	0	1	1	0	1	1	0.0	0.0	0.0	0	0	0	0	0	1	0	1	1
Minister for Agriculture, Fisheries and Forestry	0	0	0	0	0	0	0	0	0	0	0	0	0.0	0.0	0.0	0	0	0	0	0	0	0	0	0
Minister for Fisheries, Forestry and Conservation	0	0	0	0	1	1	0	0	0	0	1	1	0.0	0.0	0.0	0	1	1	0	0	0	0	0	0
Murray-Darling Basin Commission	0	0	0	0	0	0	0	0	0	0	0	0	0.0	0.0	0.0	0	0	0	0	0	0	0	0	0
National Rural Advisory Council	0	0	0	0	0	0	0	0	0	0	0	0	0.0	0.0	0.0	0	0	0	0	0	0	0	0	0
Parliamentary Secretary to the Min. for Agriculture, Fish. & Forestry	0	0	0	0	0	0	0	0	0	0	0	0	0.0	0.0	0.0	0	0	0	0	0	0	0	0	0
Rural Industries Research and Development Corporation	0	0	0	0	0	0	0	0	0	0	0	0	0.0	0.0	0.0	0	0	0	0	0	0	0	0	0

Request Numbers

**Appendix A: Request Numbers — [P = Personal, O = Other, T = Total]**

AGENCY	On Hand 1st July			Requests Received from Applicant			Requests on Transfer			Total Requests Received			% Share of Total of All Agencies' Requests Received			Requests Finalised			On Hand 30th June		
	P	O	T	P	O	T	P	O	T	P	O	T	P	O	T	P	O	T	P	O	T
Statutory Fishing Rights Allocation Review Panel	0	0	0	0	0	0	0	0	0	0	0	0	0.0	0.0	0.0	0	0	0	0	0	0
Sugar Research and Development Corporation	0	0	0	0	1	1	0	0	0	0	1	1	0.0	0.0	0.0	0	1	1	0	0	0
Wheat Export Authority	0	2	2	0	0	0	0	0	0	0	0	0	0.0	0.0	0.0	0	2	2	0	0	0
<b>ATTORNEY-GENERAL'S</b>																					
Administrative Appeals Tribunal	0	0	0	0	1	1	0	0	0	0	1	1	0.0	0.0	0.0	0	1	1	0	0	0
Administrative Review Council	0	0	0	0	0	0	0	0	0	0	0	0	0.0	0.0	0.0	0	0	0	0	0	0
Attorney-General	0	0	0	0	0	0	0	0	0	0	0	0	0.0	0.0	0.0	0	0	0	0	0	0
Attorney-General's Department	0	7	7	21	32	53	1	5	6	22	37	59	0.1	0.7	0.2	21	43	64	1	1	2
Australian Commission for Law Enforcement Integrity	0	0	0	0	0	0	0	0	0	0	0	0	0.0	0.0	0.0	0	0	0	0	0	0
Australian Crime Commission	0	0	0	1	1	2	0	0	0	1	1	2	0.0	0.0	0.0	1	1	2	0	0	0
Australian Customs Service	7	6	13	15	23	38	0	0	0	15	23	38	0.0	0.4	0.1	21	28	49	1	1	2

Request Numbers

**Appendix A: Request Numbers — [P = Personal, O = Other, T = Total]**

AGENCY	On Hand 1st July			Requests Received from Applicant			Requests on Transfer			Total Requests Received			% Share of Total of All Agencies' Requests Received			Requests Finalised			On Hand 30th June		
	P	O	T	P	O	T	P	O	T	P	O	T	P	O	T	P	O	T	P	O	T
Australian Federal Police	21	3	24	145	46	191	3	0	3	148	46	194	0.4	0.9	0.5	143	43	186	26	6	32
Australian Institute of Criminology	0	1	1	0	0	0	0	0	0	0	0	0	0.0	0.0	0.0	0	1	1	0	0	0
Australian Law Reform Commission	0	0	0	0	2	2	0	0	0	0	2	2	0.0	0.0	0.0	0	2	2	0	0	0
Australian Transaction Reports and Analysis Centre (AUSTRAC)	0	1	1	51	11	62	0	0	0	51	11	62	0.2	0.2	0.2	41	8	49	10	4	14
Classification Board	0	0	0	0	0	0	0	0	0	0	0	0	0.0	0.0	0.0	0	0	0	0	0	0
Classification Review Board	0	0	0	0	0	0	0	0	0	0	0	0	0.0	0.0	0.0	0	0	0	0	0	0
Copyright Tribunal of Australia	0	0	0	0	0	0	0	0	0	0	0	0	0.0	0.0	0.0	0	0	0	0	0	0
Criminology Research Council	0	0	0	0	0	0	0	0	0	0	0	0	0.0	0.0	0.0	0	0	0	0	0	0
Crimtrac	0	0	0	1	0	1	0	0	0	1	0	1	0.0	0.0	0.0	1	0	1	0	0	0
Defence Force Discipline Appeal Tribunal	0	0	0	0	0	0	0	0	0	0	0	0	0.0	0.0	0.0	0	0	0	0	0	0
Director of Public Prosecutions	0	0	0	6	1	7	0	0	0	6	1	7	0.0	0.0	0.0	6	1	7	0	0	0

Request Numbers

Appendix A: Request Numbers — [P = Personal, O = Other, T = Total]

AGENCY	On Hand 1st July			Requests Received from Applicant			Requests on Transfer			Total Requests Received			% Share of Total of All Agencies' Requests Received			Requests Finalised			On Hand 30th June		
	P	O	T	P	O	T	P	O	T	P	O	T	P	O	T	P	O	T	P	O	T
Family Court of Australia	0	0	0	1	2	3	0	0	0	1	2	3	0.0	0.0	0.0	1	2	3	0	0	0
Family Law Council	0	0	0	0	0	0	0	0	0	0	0	0	0.0	0.0	0.0	0	0	0	0	0	0
Federal Court of Australia	0	0	0	3	1	4	1	0	1	4	1	5	0.0	0.0	0.0	4	1	5	0	0	0
Federal Magistrates Court	0	0	0	1	0	1	1	1	2	2	1	3	0.0	0.0	0.0	2	1	3	0	0	0
Federal Police Disciplinary Tribunal	0	0	0	0	0	0	0	0	0	0	0	0	0.0	0.0	0.0	0	0	0	0	0	0
High Court of Australia	0	1	1	0	1	1	0	1	1	0	2	2	0.0	0.0	0.0	0	3	3	0	0	0
Human Rights and Equal Opportunity Commission	1	0	1	17	0	17	0	0	0	17	0	17	0.1	0.0	0.0	18	0	18	0	0	0
Insolvency and Trustee Service Australia	0	0	0	9	2	11	1	0	1	10	2	12	0.0	0.0	0.0	10	1	11	0	1	1
Minister for Justice and Customs	0	0	0	0	0	0	0	0	0	0	0	0	0.0	0.0	0.0	0	0	0	0	0	0
National Native Title Tribunal	0	0	0	0	0	0	0	0	0	0	0	0	0.0	0.0	0.0	0	0	0	0	0	0
Office of Film and Literature Classification	0	0	0	0	0	0	0	0	0	0	0	0	0.0	0.0	0.0	0	0	0	0	0	0

Request Numbers

**Appendix A: Request Numbers — [P = Personal, O = Other, T = Total]**

AGENCY	On Hand 1st July			Requests Received from Applicant			Requests on Transfer			Total Requests Received			% Share of Total of All Agencies' Requests Received			Requests Finalised			On Hand 30th June		
	P	O	T	P	O	T	P	O	T	P	O	T	P	O	T	P	O	T	P	O	T
Office of Parliamentary Counsel	0	0	0	0	0	0	0	0	0	0	0	0	0.0	0.0	0.0	0	0	0	0	0	0
Office of the Federal Privacy Commissioner	0	0	0	14	0	14	0	0	0	14	0	14	0.0	0.0	0.0	14	0	14	0	0	0
Solicitor-General	0	0	0	0	0	0	0	0	0	0	0	0	0.0	0.0	0.0	0	0	0	0	0	0
<b>COMMUNICATIONS, INFORMATION TECHNOLOGY AND THE ARTS</b>																					
Australia Council for the Arts	0	1	1	0	1	1	0	1	1	0	2	2	0.0	0.0	0.0	0	3	3	0	0	0
Australian Broadcasting Corporation	0	0	0	0	10	10	0	0	0	0	10	10	0.0	0.2	0.0	0	8	8	0	2	2
Australian Communications and Media Authority	0	1	1	0	36	36	0	2	2	0	38	38	0.0	0.7	0.1	0	33	33	0	6	6
Australian Film Commission	0	0	0	0	1	1	0	0	0	0	1	1	0.0	0.0	0.0	0	1	1	0	0	0
Australian Film, Television and Radio School	0	0	0	0	0	0	0	0	0	0	0	0	0.0	0.0	0.0	0	0	0	0	0	0
Australian National Maritime Museum	0	0	0	0	0	0	0	0	0	0	0	0	0.0	0.0	0.0	0	0	0	0	0	0

Request Numbers

Appendix A: Request Numbers — [P = Personal, O = Other, T = Total]

AGENCY	On Hand 1st July			Requests Received from Applicant			Requests on Transfer			Total Requests Received			% Share of Total of All Agencies' Requests Received			Requests Finalised			On Hand 30th June		
	P	O	T	P	O	T	P	O	T	P	O	T	P	O	T	P	O	T	P	O	T
Australian Postal Corporation	5	2	7	36	25	61	0	0	0	36	25	61	0.1	0.5	0.2	41	27	68	0	0	0
Australian Sports Anti-Doping Authority	0	0	0	3	3	6	0	0	0	3	3	6	0.0	0.1	0.0	2	2	4	1	1	2
Australian Sports Commission	0	0	0	0	2	2	0	0	0	0	2	2	0.0	0.0	0.0	0	1	1	0	1	1
Department of Communications, Information Technology and the Arts	0	4	4	1	24	25	0	4	4	1	28	29	0.0	0.5	0.1	0	25	25	1	7	8
Minister for Communications, Information Technology and the Arts	0	1	1	0	2	2	0	1	1	0	3	3	0.0	0.1	0.0	0	4	4	0	0	0
Minister for the Arts and Sport	0	0	0	0	0	0	0	0	0	0	0	0	0.0	0.0	0.0	0	0	0	0	0	0
National Archives of Australia	0	0	0	0	0	0	0	0	0	0	0	0	0.0	0.0	0.0	0	0	0	0	0	0
National Gallery of Australia	0	0	0	1	0	1	0	0	0	1	0	1	0.0	0.0	0.0	1	0	1	0	0	0
National Library of Australia	0	0	0	0	1	1	0	0	0	0	1	1	0.0	0.0	0.0	0	0	0	0	1	1
National Museum of Australia	0	0	0	0	1	1	0	0	0	0	1	1	0.0	0.0	0.0	0	1	1	0	0	0
Public Lending Right Committee	0	0	0	0	0	0	0	0	0	0	0	0	0.0	0.0	0.0	0	0	0	0	0	0

Request Numbers

**Appendix A: Request Numbers — [P = Personal, O = Other, T = Total]**

AGENCY	On Hand 1st July			Requests Received from Applicant			Requests on Transfer			Total Requests Received			% Share of Total of All Agencies' Requests Received			Requests Finalised			On Hand 30th June		
	P	O	T	P	O	T	P	O	T	P	O	T	P	O	T	P	O	T	P	O	T
Special Broadcasting Service Corporation	0	0	0	0	3	3	0	0	0	0	3	3	0.0	0.1	0.0	0	2	2	0	1	1
Telstra Corporation Limited	2	4	6	25	29	54	0	1	1	25	30	55	0.1	0.6	0.1	23	27	50	4	7	11
<b>DEFENCE</b>																					
Army & Air Force Canteen Service Board T/A Frontline Defence Services	0	0	0	0	0	0	0	0	0	0	0	0	0.0	0.0	0.0	0	0	0	0	0	0
Australian Military Forces Relief Trust Fund	0	0	0	0	0	0	0	0	0	0	0	0	0.0	0.0	0.0	0	0	0	0	0	0
Defence Force Retirement and Death Benefits Authority	2	0	2	26	0	26	0	0	0	26	0	26	0.1	0.0	0.1	28	0	28	0	0	0
Defence Housing Australia	0	0	0	0	0	0	1	1	2	1	1	2	0.0	0.0	0.0	1	1	2	0	0	0
Department of Defence	38	24	62	114	64	178	4	1	5	118	65	183	0.4	1.3	0.5	126	67	193	30	22	52
Military Superannuation and Benefits Board of Trustees No.1	0	0	0	48	2	50	0	0	0	48	2	50	0.1	0.0	0.1	48	2	50	0	0	0
Minister for Defence	0	0	0	0	0	0	0	0	0	0	0	0	0.0	0.0	0.0	0	0	0	0	0	0

Request Numbers

**Appendix A: Request Numbers — [P = Personal, O = Other, T = Total]**

AGENCY	On Hand 1st July			Requests Received from Applicant			Requests on Transfer			Total Requests Received			% Share of Total of All Agencies' Requests Received			Requests Finalised			On Hand 30th June					
	P	O	T	P	O	T	P	O	T	P	O	T	P	O	T	P	O	T	P	O	T			
Parliamentary Secretary to the Minister for Defence	0	0	0	0	0	0	0	0	0	0	0	0	0.0	0.0	0.0	0	0	0	0	0	0	0	0	0
RAAF Veterans' Residence Trust Fund	0	0	0	0	0	0	0	0	0	0	0	0	0.0	0.0	0.0	0	0	0	0	0	0	0	0	0
RAN Central Canteens Fund	0	0	0	0	0	0	0	0	0	0	0	0	0.0	0.0	0.0	0	0	0	0	0	0	0	0	0
RAN Relief Trust Fund	0	0	0	0	0	0	0	0	0	0	0	0	0.0	0.0	0.0	0	0	0	0	0	0	0	0	0
Royal Australian Air Force Welfare Trust Fund	0	0	0	0	0	0	0	0	0	0	0	0	0.0	0.0	0.0	0	0	0	0	0	0	0	0	0
<b>EDUCATION, SCIENCE AND TRAINING</b>																								
Anglo-Australian Telescope Board	0	0	0	0	0	0	0	0	0	0	0	0	0.0	0.0	0.0	0	0	0	0	0	0	0	0	0
Australian Institute of Marine Science	0	0	0	0	0	0	0	0	0	0	0	0	0.0	0.0	0.0	0	0	0	0	0	0	0	0	0
Australian National University	0	0	0	3	2	5	0	0	0	3	2	5	0.0	0.0	0.0	3	2	5	0	0	0	0	0	0
Australian Nuclear Science and Technology Organisation	0	0	0	1	0	1	0	0	0	1	0	1	0.0	0.0	0.0	1	0	1	0	0	0	0	0	0

Request Numbers

**Appendix A: Request Numbers — [P = Personal, O = Other, T = Total]**

AGENCY	On Hand 1st July			Requests Received from Applicant			Requests on Transfer			Total Requests Received			% Share of Total of All Agencies' Requests Received			Requests Finalised			On Hand 30th June		
	P	O	T	P	O	T	P	O	T	P	O	T	P	O	T	P	O	T	P	O	T
Australian Research Council	0	0	0	1	0	1	0	0	0	1	0	1	0.0	0.0	0.0	1	0	1	0	0	0
Commonwealth Scientific and Industrial Research Organisation (CSIRO)	0	0	0	3	5	8	0	0	0	3	5	8	0.0	0.1	0.0	3	5	8	0	0	0
Department of Education, Science and Training	2	7	9	8	38	46	0	0	0	8	38	46	0.0	0.7	0.1	10	41	51	0	4	4
Minister for Education, Science and Training	0	0	0	0	0	0	0	0	0	0	0	0	0.0	0.0	0.0	0	0	0	0	0	0
Minister for Vocational and Further Education	0	0	0	0	0	0	0	0	0	0	0	0	0.0	0.0	0.0	0	0	0	0	0	0
Parly Secretary to the Minister for Education, Science and Training	0	0	0	0	0	0	0	0	0	0	0	0	0.0	0.0	0.0	0	0	0	0	0	0
<b>EMPLOYMENT AND WORKPLACE RELATIONS</b>																					
5 Central Committees established under Tradesmen's Rights Act 1946	0	0	0	0	0	0	0	0	0	0	0	0	0.0	0.0	0.0	0	0	0	0	0	0
Australian Industrial Registry	0	1	1	0	0	0	0	1	1	0	1	1	0.0	0.0	0.0	0	2	2	0	0	0

Request Numbers

**Appendix A: Request Numbers — [P = Personal, O = Other, T = Total]**

AGENCY	On Hand 1st July			Requests Received from Applicant			Requests on Transfer			Total Requests Received			% Share of Total of All Agencies' Requests Received			Requests Finalised			On Hand 30th June		
	P	O	T	P	O	T	P	O	T	P	O	T	P	O	T	P	O	T	P	O	T
Coal Mining Industry (Long Service Leave Funding) Corporation	0	0	0	0	0	0	0	0	0	0	0	0	0.0	0.0	0.0	0	0	0	0	0	0
Comcare	0	0	0	4	7	11	0	0	0	4	7	11	0.0	0.1	0.0	4	6	10	0	1	1
Defence Force Remuneration Tribunal	0	0	0	0	0	0	0	0	0	0	0	0	0.0	0.0	0.0	0	0	0	0	0	0
Department of Employment and Workplace Relations	5	7	12	111	33	144	1	1	2	112	34	146	0.3	0.7	0.4	109	35	144	8	6	14
Equal Opportunity for Women in the Workplace Agency	0	0	0	0	0	0	0	0	0	0	0	0	0.0	0.0	0.0	0	0	0	0	0	0
Minister for Employment and Workplace Relations	0	0	0	0	0	0	0	0	0	0	0	0	0.0	0.0	0.0	0	0	0	0	0	0
Minister for Workforce Participation	0	0	0	0	0	0	0	0	0	0	0	0	0.0	0.0	0.0	0	0	0	0	0	0
Office of the Australian Building and Construction Commissioner	0	1	1	0	0	0	0	1	1	0	1	1	0.0	0.0	0.0	0	2	2	0	0	0
Office of Workplace Services	0	0	0	10	6	16	0	0	0	10	6	16	0.0	0.1	0.0	9	4	13	1	2	3
Remuneration Tribunal	0	0	0	0	0	0	0	0	0	0	0	0	0.0	0.0	0.0	0	0	0	0	0	0
Safety Rehabilitation and Compensation Committee	0	0	0	0	0	0	0	0	0	0	0	0	0.0	0.0	0.0	0	0	0	0	0	0

Request Numbers

**Appendix A: Request Numbers — [P = Personal, O = Other, T = Total]**

AGENCY	On Hand 1st July			Requests Received from Applicant			Requests on Transfer			Total Requests Received			% Share of Total of All Agencies' Requests Received			Requests Finalised			On Hand 30th June		
	P	O	T	P	O	T	P	O	T	P	O	T	P	O	T	P	O	T	P	O	T
Seafarers Safety, Rehabilitation and Compensation Authority	0	0	0	0	0	0	0	0	0	0	0	0	0.0	0.0	0.0	0	0	0	0	0	0
Workplace Authority	0	0	0	0	6	6	0	2	2	0	8	8	0.0	0.2	0.0	0	4	4	0	4	4
<b>ENVIRONMENT AND WATER RESOURCES</b>																					
Bureau of Meteorology	0	0	0	0	1	1	0	0	0	0	1	1	0.0	0.0	0.0	0	1	1	0	0	0
Department of the Environment and Water Resources	4	14	18	0	33	33	0	0	0	0	33	33	0.0	0.6	0.1	0	22	22	4	25	29
Director Of National Parks	0	0	0	0	0	0	0	0	0	0	0	0	0.0	0.0	0.0	0	0	0	0	0	0
Great Barrier Reef Marine Park Authority	0	1	1	0	3	3	0	0	0	0	3	3	0.0	0.1	0.0	0	4	4	0	0	0
Minister for the Environment and Water Resources	0	0	0	0	0	0	0	0	0	0	0	0	0.0	0.0	0.0	0	0	0	0	0	0
NEPC Service Corporation	0	0	0	0	0	0	0	0	0	0	0	0	0.0	0.0	0.0	0	0	0	0	0	0
Office of the Renewable Energy Regulator	0	0	0	0	0	0	0	0	0	0	0	0	0.0	0.0	0.0	0	0	0	0	0	0

Request Numbers

**Appendix A: Request Numbers — [P = Personal, O = Other, T = Total]**

AGENCY	On Hand 1st July			Requests Received from Applicant			Requests on Transfer			Total Requests Received			% Share of Total of All Agencies' Requests Received			Requests Finalised			On Hand 30th June		
	P	O	T	P	O	T	P	O	T	P	O	T	P	O	T	P	O	T	P	O	T
Parly Secretary to the Min. for the Environment & Water Resources	0	0	0	0	0	0	0	0	0	0	0	0	0.0	0.0	0.0	0	0	0	0	0	0
Sydney Harbour Federation Trust	0	0	0	0	1	1	0	0	0	0	1	1	0.0	0.0	0.0	0	1	1	0	0	0
<b>FAMILY, COMMUNITY SERVICES AND INDIGENOUS AFFAIRS</b>																					
Aboriginal Hostels Limited	0	0	0	0	0	0	0	0	0	0	0	0	0.0	0.0	0.0	0	0	0	0	0	0
Aboriginals Benefit Account Advisory Committee	0	0	0	0	0	0	0	0	0	0	0	0	0.0	0.0	0.0	0	0	0	0	0	0
Australian Institute of Family Studies	0	0	0	0	0	0	0	0	0	0	0	0	0.0	0.0	0.0	0	0	0	0	0	0
Department of Families, Community Services and Indigenous Affairs	3	22	25	3	19	22	0	1	1	3	20	23	0.0	0.4	0.1	3	24	27	3	18	21
Minister for Community Services	0	0	0	0	0	0	0	0	0	0	0	0	0.0	0.0	0.0	0	0	0	0	0	0
Minister for Families, Community Services and Indigenous Affairs	0	0	0	1	0	1	0	0	0	1	0	1	0.0	0.0	0.0	0	0	0	1	0	1
Office of the Registrar of Aboriginal & Torres Strait Islander Corps's	0	0	0	0	2	2	0	0	0	0	2	2	0.0	0.0	0.0	0	2	2	0	0	0

Request Numbers

**Appendix A: Request Numbers — [P = Personal, O = Other, T = Total]**

AGENCY	On Hand 1st July			Requests Received from Applicant			Requests on Transfer			Total Requests Received			% Share of Total of All Agencies' Requests Received			Requests Finalised			On Hand 30th June		
	P	O	T	P	O	T	P	O	T	P	O	T	P	O	T	P	O	T	P	O	T
Social Security Appeals Tribunal	0	0	0	4	0	4	0	0	0	4	0	4	0.0	0.0	0.0	3	0	3	1	0	1
<b>FINANCE AND ADMINISTRATION</b>																					
Australian Electoral Commission	0	1	1	5	9	14	1	2	3	6	11	17	0.0	0.2	0.0	6	8	14	0	4	4
Commissioner for Superannuation	0	0	0	0	0	0	1	0	1	1	0	1	0.0	0.0	0.0	1	0	1	0	0	0
Commonwealth Grants Commission	0	0	0	0	0	0	0	0	0	0	0	0	0.0	0.0	0.0	0	0	0	0	0	0
CSSS Scheme (ARIA)	2	0	2	56	0	56	0	0	0	56	0	56	0.2	0.0	0.1	58	0	58	0	0	0
Department of Finance and Administration	1	3	4	6	23	29	1	2	3	7	25	32	0.0	0.5	0.1	7	18	25	1	10	11
Future Fund Management Agency	0	0	0	0	0	0	0	0	0	0	0	0	0.0	0.0	0.0	0	0	0	0	0	0
Minister for Finance and Administration	0	0	0	0	0	0	0	0	0	0	0	0	0.0	0.0	0.0	0	0	0	0	0	0
Parliamentary Secretary to the Minister for Finance and Administration	0	0	0	0	0	0	0	0	0	0	0	0	0.0	0.0	0.0	0	0	0	0	0	0

Request Numbers

Appendix A: Request Numbers — [P = Personal, O = Other, T = Total]

AGENCY	On Hand 1st July			Requests Received from Applicant			Requests on Transfer			Total Requests Received			% Share of Total of All Agencies' Requests Received			Requests Finalised			On Hand 30th June		
	P	O	T	P	O	T	P	O	T	P	O	T	P	O	T	P	O	T	P	O	T
PSS Scheme (ARIA)	1	0	1	30	0	30	0	0	0	30	0	30	0.1	0.0	0.1	31	0	31	0	0	0
Special Minister of State	0	0	0	0	0	0	0	0	0	0	0	0	0.0	0.0	0.0	0	0	0	0	0	0
<b>FOREIGN AFFAIRS AND TRADE</b>																					
Australia-Japan Foundation	0	0	0	0	0	0	0	0	0	0	0	0	0.0	0.0	0.0	0	0	0	0	0	0
Australian Centre for International Agricultural Research	0	0	0	0	0	0	0	0	0	0	0	0	0.0	0.0	0.0	0	0	0	0	0	0
Australian Trade Commission (Austrade)	0	1	1	0	3	3	0	0	0	0	3	3	0.0	0.1	0.0	0	4	4	0	0	0
Department of Foreign Affairs and Trade	6	12	18	60	42	102	0	3	3	60	45	105	0.2	0.9	0.3	57	46	103	9	11	20
Export Finance and Insurance Corporation	0	0	0	0	0	0	0	0	0	0	0	0	0.0	0.0	0.0	0	0	0	0	0	0
Minister for Foreign Affairs	0	0	0	0	1	1	0	0	0	0	1	1	0.0	0.0	0.0	0	1	1	0	0	0
Minister for Trade	0	0	0	0	0	0	0	0	0	0	0	0	0.0	0.0	0.0	0	0	0	0	0	0

Request Numbers

Appendix A: Request Numbers — [P = Personal, O = Other, T = Total]

AGENCY	On Hand 1st July			Requests Received from Applicant			Requests on Transfer			Total Requests Received			% Share of Total of All Agencies' Requests Received			Requests Finalised			On Hand 30th June					
	P	O	T	P	O	T	P	O	T	P	O	T	P	O	T	P	O	T	P	O	T			
Parliamentary Secretary (Trade)	0	0	0	0	0	0	0	0	0	0	0	0	0.0	0.0	0.0	0	0	0	0	0	0	0	0	0
Parliamentary Secretary to the Minister for Foreign Affairs	0	0	0	0	0	0	0	0	0	0	0	0	0.0	0.0	0.0	0	0	0	0	0	0	0	0	0
<b>HEALTH AND AGEING</b>																								
Acute Care Advisory Committee	0	0	0	0	0	0	0	0	0	0	0	0	0.0	0.0	0.0	0	0	0	0	0	0	0	0	0
Aged Care Commissioner of Complaints	0	0	0	0	0	0	0	0	0	0	0	0	0.0	0.0	0.0	0	0	0	0	0	0	0	0	0
Aged Care Planning Advisory Committees	0	0	0	0	0	0	0	0	0	0	0	0	0.0	0.0	0.0	0	0	0	0	0	0	0	0	0
Australian Commission on Safety and Quality in Health Care	0	0	0	1	0	1	0	0	0	1	0	1	0.0	0.0	0.0	1	0	1	0	0	0	0	0	0
Australian Community Pharmacy Authority	0	1	1	0	3	3	0	0	0	0	3	3	0.0	0.1	0.0	0	4	4	0	0	0	0	0	0
Australian Drug Evaluation Committee	0	0	0	0	0	0	0	0	0	0	0	0	0.0	0.0	0.0	0	0	0	0	0	0	0	0	0
Australian Institute of Health and Welfare	0	0	0	0	0	0	0	0	0	0	0	0	0.0	0.0	0.0	0	0	0	0	0	0	0	0	0

Request Numbers

Appendix A: Request Numbers — [P = Personal, O = Other, T = Total]

AGENCY	On Hand 1st July			Requests Received from Applicant			Requests on Transfer			Total Requests Received			% Share of Total of All Agencies' Requests Received			Requests Finalised			On Hand 30th June					
	P	O	T	P	O	T	P	O	T	P	O	T	P	O	T	P	O	T	P	O	T			
Australian Radiation Protection and Nuclear Safety Agency	0	0	0	0	0	0	0	0	0	0	0	0	0.0	0.0	0.0	0	0	0	0	0	0	0	0	0
Complementary Medicines Evaluation Committee	0	0	0	0	0	0	0	0	0	0	0	0	0.0	0.0	0.0	0	0	0	0	0	0	0	0	0
Department of Health and Ageing	1	27	28	15	133	148	0	1	1	15	134	149	0.0	2.6	0.4	14	126	140	2	35	37	0	1	1
Food Standards Australia New Zealand	0	0	0	0	9	9	0	0	0	0	9	9	0.0	0.2	0.0	0	8	8	0	0	0	0	0	0
Gene Technology Regulator	0	0	0	0	0	0	0	0	0	0	0	0	0.0	0.0	0.0	0	0	0	0	0	0	0	0	0
General Practice Recognition Appeal Committee	0	0	0	0	0	0	0	0	0	0	0	0	0.0	0.0	0.0	0	0	0	0	0	0	0	0	0
General Practice Recognition Eligibility Committee	0	0	0	0	0	0	0	0	0	0	0	0	0.0	0.0	0.0	0	0	0	0	0	0	0	0	0
Medical Benefits (Dental Practitioners) Advisory Committee	0	0	0	0	0	0	0	0	0	0	0	0	0.0	0.0	0.0	0	0	0	0	0	0	0	0	0
Medical Benefits (Dental Practitioners) Appeal Committee	0	0	0	0	0	0	0	0	0	0	0	0	0.0	0.0	0.0	0	0	0	0	0	0	0	0	0
Medical Device Evaluation Committee	0	0	0	0	0	0	0	0	0	0	0	0	0.0	0.0	0.0	0	0	0	0	0	0	0	0	0
Medical Training Review Panel	0	0	0	0	0	0	0	0	0	0	0	0	0.0	0.0	0.0	0	0	0	0	0	0	0	0	0

Request Numbers

**Appendix A: Request Numbers — [P = Personal, O = Other, T = Total]**

AGENCY	On Hand 1st July			Requests Received from Applicant			Requests on Transfer			Total Requests Received			% Share of Total of All Agencies' Requests Received			Requests Finalised			On Hand 30th June		
	P	O	T	P	O	T	P	O	T	P	O	T	P	O	T	P	O	T	P	O	T
Medicare Benefits Advisory Committee	0	0	0	0	0	0	0	0	0	0	0	0	0.0	0.0	0.0	0	0	0	0	0	0
Medicare Participation Review Committees	0	0	0	0	0	0	0	0	0	0	0	0	0.0	0.0	0.0	0	0	0	0	0	0
Medicines Evaluation Committee	0	0	0	0	0	0	0	0	0	0	0	0	0.0	0.0	0.0	0	0	0	0	0	0
Minister for Ageing	0	0	0	0	0	0	0	0	0	0	0	0	0.0	0.0	0.0	0	0	0	0	0	0
Minister for Health and Ageing	0	0	0	0	0	0	0	0	0	0	0	0	0.0	0.0	0.0	0	0	0	0	0	0
National Blood Authority	0	1	1	0	1	1	0	0	0	0	1	1	0.0	0.0	0.0	0	2	2	0	0	0
National Drugs and Poisons Schedule Committee	0	0	0	0	0	0	0	0	0	0	0	0	0.0	0.0	0.0	0	0	0	0	0	0
National Health and Medical Research Council	0	1	1	0	3	3	0	0	0	0	3	3	0.0	0.1	0.0	0	4	4	0	0	0
National Industrial Chemicals Notification & Assessment Scheme	0	0	0	0	0	0	0	0	0	0	0	0	0.0	0.0	0.0	0	0	0	0	0	0
National Pathology Accreditation Advisory Council	0	0	0	0	0	0	0	0	0	0	0	0	0.0	0.0	0.0	0	0	0	0	0	0
Overseas Specialist Advisory Committees - All States/Territories	0	0	0	0	0	0	0	0	0	0	0	0	0.0	0.0	0.0	0	0	0	0	0	0

Request Numbers

**Appendix A: Request Numbers — [P = Personal, O = Other, T = Total]**

AGENCY	On Hand 1st July			Requests Received from Applicant			Requests on Transfer			Total Requests Received			% Share of Total of All Agencies' Requests Received			Requests Finalised			On Hand 30th June					
	P	O	T	P	O	T	P	O	T	P	O	T	P	O	T	P	O	T	P	O	T			
Parliamentary Secretary to the Minister for Health and Ageing	0	0	0	0	0	0	0	0	0	0	0	0	0.0	0.0	0.0	0	0	0	0	0	0	0	0	0
Pathology Services Table Committee	0	0	0	0	0	0	0	0	0	0	0	0	0.0	0.0	0.0	0	0	0	0	0	0	0	0	0
Pharmaceutical Benefits Advisory Committee	0	0	0	0	0	0	0	0	0	0	0	0	0.0	0.0	0.0	0	0	0	0	0	0	0	0	0
Pharmaceutical Benefits Remuneration Tribunal	0	0	0	0	0	0	0	0	0	0	0	0	0.0	0.0	0.0	0	0	0	0	0	0	0	0	0
Pharmaceutical Services Committees of Inquiry	0	0	0	0	0	0	0	0	0	0	0	0	0.0	0.0	0.0	0	0	0	0	0	0	0	0	0
Private Health Insurance Administration Council	0	0	0	0	1	1	0	0	0	0	1	1	0.0	0.0	0.0	0	1	1	0	0	0	0	0	0
Private Health Insurance Ombudsman	0	0	0	0	0	0	0	0	0	0	0	0	0.0	0.0	0.0	0	0	0	0	0	0	0	0	0
Professional Services Review Scheme	0	0	0	0	0	0	0	0	0	0	0	0	0.0	0.0	0.0	0	0	0	0	0	0	0	0	0
Registration Committee	0	0	0	0	0	0	0	0	0	0	0	0	0.0	0.0	0.0	0	0	0	0	0	0	0	0	0
Specialist Recognition Advisory Committees	0	0	0	0	0	0	0	0	0	0	0	0	0.0	0.0	0.0	0	0	0	0	0	0	0	0	0
Specialist Recognition Appeal Committees	0	0	0	0	0	0	0	0	0	0	0	0	0.0	0.0	0.0	0	0	0	0	0	0	0	0	0

Request Numbers

**Appendix A: Request Numbers — [P = Personal, O = Other, T = Total]**

AGENCY	On Hand 1st July			Requests Received from Applicant			Requests on Transfer			Total Requests Received			% Share of Total of All Agencies' Requests Received			Requests Finalised			On Hand 30th June		
	P	O	T	P	O	T	P	O	T	P	O	T	P	O	T	P	O	T	P	O	T
Therapeutic Goods Advertising Codes Council	0	0	0	0	0	0	0	0	0	0	0	0	0.0	0.0	0.0	0	0	0	0	0	0
Therapeutic Goods Committee	0	0	0	0	0	0	0	0	0	0	0	0	0.0	0.0	0.0	0	0	0	0	0	0
Therapeutic Goods Complaints Resolution Panel	0	0	0	0	0	0	0	0	0	0	0	0	0.0	0.0	0.0	0	0	0	0	0	0
<b>HUMAN SERVICES</b>																					
Australian Hearing	0	0	0	0	0	0	0	0	0	0	0	0	0.0	0.0	0.0	0	0	0	0	0	0
Centrelink	374	2	376	12058	14	12072	1	1	2	12059	15	12074	35.9	0.3	31.1	11942	14	11956	491	3	494
Department of Human Services	79	4	83	315	14	329	3	1	4	318	15	333	0.9	0.3	0.9	364	7	371	33	12	45
Medicare Australia	1	0	1	7	3	10	3	0	3	10	3	13	0.0	0.1	0.0	11	3	14	0	0	0
Minister for Human Services	0	0	0	0	0	0	0	0	0	0	0	0	0.0	0.0	0.0	0	0	0	0	0	0

Request Numbers

**Appendix A: Request Numbers — [P = Personal, O = Other, T = Total]**

AGENCY	On Hand 1st July			Requests Received from Applicant			Requests on Transfer			Total Requests Received			% Share of Total of All Agencies' Requests Received			Requests Finalised			On Hand 30th June		
	P	O	T	P	O	T	P	O	T	P	O	T	P	O	T	P	O	T	P	O	T
<b>IMMIGRATION AND CITIZENSHIP</b>																					
Australian Institute of Aboriginal and Torres Strait Islander Studies	0	0	0	0	0	0	0	0	0	0	0	0	0.0	0.0	0.0	0	0	0	0	0	0
Department of Immigration and Citizenship	1596	1479	3075	12230	2548	14778	101	38	139	12331	2586	14917	36.7	50.1	38.5	10313	1880	12193	3614	2185	5799
Indigenous Business Australia	0	0	0	1	0	1	0	0	0	1	0	1	0.0	0.0	0.0	1	0	1	0	0	0
Indigenous Land Corporation	0	0	0	0	2	2	0	0	0	0	2	2	0.0	0.0	0.0	0	2	2	0	0	0
Migration Review Tribunal	22	0	22	236	0	236	23	0	23	259	0	259	0.8	0.0	0.7	275	0	275	6	0	6
Minister for Immigration and Citizenship	0	0	0	0	0	0	0	0	0	0	0	0	0.0	0.0	0.0	0	0	0	0	0	0
Parliamentary Secretary to Min. for Immigration and Citizenship	0	0	0	0	0	0	0	0	0	0	0	0	0.0	0.0	0.0	0	0	0	0	0	0
Refugee Review Tribunal	23	0	23	345	0	345	63	0	63	408	0	408	1.2	0.0	1.1	428	0	428	3	0	3
Torres Strait Regional Authority	0	0	0	0	0	0	0	0	0	0	0	0	0.0	0.0	0.0	0	0	0	0	0	0

Request Numbers

Appendix A: Request Numbers — [P = Personal, O = Other, T = Total]

AGENCY	On Hand 1st July			Requests Received from Applicant			Requests on Transfer			Total Requests Received			% Share of Total of All Agencies' Requests Received			Requests Finalised			On Hand 30th June		
	P	O	T	P	O	T	P	O	T	P	O	T	P	O	T	P	O	T	P	O	T
<b>INDUSTRY, TOURISM AND RESOURCES</b>																					
Department of Industry, Tourism and Resources	0	7	7	2	18	20	0	1	1	2	19	21	0.0	0.4	0.1	2	24	26	0	2	2
Designs Office	0	0	0	0	1	1	0	0	0	0	1	1	0.0	0.0	0.0	0	1	1	0	0	0
Minister for Industry, Tourism and Resources	0	0	0	0	0	0	0	0	0	0	0	0	0.0	0.0	0.0	0	0	0	0	0	0
Minister for Small Business and Tourism	0	0	0	0	0	0	0	0	0	0	0	0	0.0	0.0	0.0	0	0	0	0	0	0
Offshore Minerals Joint Authority	0	0	0	0	0	0	0	0	0	0	0	0	0.0	0.0	0.0	0	0	0	0	0	0
Parliamentary Secretary to the Min. for Industry, Tourism & Resources	0	0	0	0	0	0	0	0	0	0	0	0	0.0	0.0	0.0	0	0	0	0	0	0
Patent and Trade Marks Attorneys Disciplinary Tribunal	0	0	0	0	0	0	0	0	0	0	0	0	0.0	0.0	0.0	0	0	0	0	0	0
Patent Office	0	0	0	0	0	0	0	0	0	0	0	0	0.0	0.0	0.0	0	0	0	0	0	0
Plant Breeder's Rights Advisory Committee	0	0	0	0	0	0	0	0	0	0	0	0	0.0	0.0	0.0	0	0	0	0	0	0
Professional Standards Board for Patent and Trade Marks Attorneys	0	0	0	0	0	0	0	0	0	0	0	0	0.0	0.0	0.0	0	0	0	0	0	0

Request Numbers

**Appendix A: Request Numbers — [P = Personal, O = Other, T = Total]**

AGENCY	On Hand 1st July			Requests Received from Applicant			Requests on Transfer			Total Requests Received			% Share of Total of All Agencies' Requests Received			Requests Finalised			On Hand 30th June		
	P	O	T	P	O	T	P	O	T	P	O	T	P	O	T	P	O	T	P	O	T
Tourism Australia	0	0	0	5	1	6	0	0	0	5	1	6	0.0	0.0	0.0	5	0	5	0	1	1
Trade Marks Office	0	69		0	702	702	0	0	0	0	702	702	0.0	13.6	1.8	0	661	661	0	110	110
<b>PRIME MINISTER AND CABINET</b>																					
Australian Public Service Commission	0	0	0	0	1	1	0	0	0	0	1	1	0.0	0.0	0.0	0	1	1	0	0	0
Commonwealth Ombudsman	1	0	1	33	0	33	1	0	1	34	0	34	0.1	0.0	0.1	29	0	29	6	0	6
Department of the Prime Minister and Cabinet	2	7	9	4	39	43	0	3	3	4	42	46	0.0	0.8	0.1	3	30	33	3	19	22
Merit Protection Commissioner	0	0	0	2	0	2	0	0	0	2	0	2	0.0	0.0	0.0	2	0	2	0	0	0
Official Secretary to the Governor-General	0	0	0	0	0	0	0	1	1	0	1	1	0.0	0.0	0.0	0	1	1	0	0	0
Parliamentary Secretary to the Prime Minister	0	0	0	0	0	0	0	0	0	0	0	0	0.0	0.0	0.0	0	0	0	0	0	0
Prime Minister	0	2	2	1	15	16	0	3	3	1	18	19	0.0	0.3	0.0	0	10	10	1	10	11

Request Numbers

Appendix A: Request Numbers — [P = Personal, O = Other, T = Total]

AGENCY	On Hand 1st July			Requests Received from Applicant			Requests on Transfer			Total Requests Received			% Share of Total of All Agencies' Requests Received			Requests Finalised			On Hand 30th June		
	P	O	T	P	O	T	P	O	T	P	O	T	P	O	T	P	O	T	P	O	T
<b>TRANSPORT AND REGIONAL SERVICES</b>																					
Airservices Australia	0	1	1	9	2	11	0	0	0	9	2	11	0.0	0.0	0.0	8	2	10	1	1	2
Albury-Wodonga Development Corporation	0	0	0	0	0	0	0	0	0	0	0	0	0.0	0.0	0.0	0	0	0	0	0	0
Australian Maritime College	0	0	0	0	0	0	0	0	0	0	0	0	0.0	0.0	0.0	0	0	0	0	0	0
Australian Maritime Safety Authority	0	2	2	1	6	7	0	0	0	1	6	7	0.0	0.1	0.0	1	8	9	0	0	0
Civil Aviation Safety Authority	0	10	10	43	3	46	0	0	0	43	3	46	0.1	0.1	0.1	42	3	45	1	10	11
Department of Transport and Regional Services	1	10	11	2	37	39	0	0	0	2	37	39	0.0	0.7	0.1	3	35	38	0	12	12
Minister for Local Government, Territories and Roads	0	0	0	0	0	0	0	0	0	0	0	0	0.0	0.0	0.0	0	0	0	0	0	0
Minister for Transport and Regional Services	0	0	0	0	0	0	0	0	0	0	0	0	0.0	0.0	0.0	0	0	0	0	0	0
National Capital Authority	0	3	3	0	4	4	0	0	0	0	4	4	0.0	0.1	0.0	0	6	6	0	1	1

Request Numbers

Appendix A: Request Numbers — [P = Personal, O = Other, T = Total]

AGENCY	On Hand 1st July			Requests Received from Applicant			Requests on Transfer			Total Requests Received			% Share of Total of All Agencies' Requests Received			Requests Finalised			On Hand 30th June					
	P	O	T	P	O	T	P	O	T	P	O	T	P	O	T	P	O	T	P	O	T			
<b>TREASURY</b>																								
Australian Accounting Standards Board	0	0	0	0	0	0	0	0	0	0	0	0	0.0	0.0	0.0	0	0	0	0	0	0	0	0	0
Australian Bureau of Statistics	0	0	0	0	1	1	0	0	0	0	1	1	0.0	0.0	0.0	0	0	0	0	0	0	1	1	1
Australian Competition and Consumer Commission	0	6	6	0	29	29	0	1	1	0	30	30	0.0	0.6	0.1	0	30	30	0	0	0	6	6	6
Australian Competition Tribunal	0	0	0	0	0	0	0	0	0	0	0	0	0.0	0.0	0.0	0	0	0	0	0	0	0	0	0
Australian Office of Financial Management	0	0	0	0	0	0	0	0	0	0	0	0	0.0	0.0	0.0	0	0	0	0	0	0	0	0	0
Australian Prudential Regulation Authority	0	0	0	0	1	7	0	1	1	1	8	9	0.0	0.2	0.0	0	6	6	0	1	1	2	3	3
Australian Securities and Investments Commission	6	11	17	17	62	79	0	1	1	17	63	80	0.1	1.2	0.2	22	63	85	1	11	12	11	12	12
Australian Statistics Advisory Council	0	0	0	0	0	0	0	0	0	0	0	0	0.0	0.0	0.0	0	0	0	0	0	0	0	0	0
Australian Taxation Office	11	67	78	88	758	846	0	1	1	88	759	847	0.3	14.7	2.2	89	721	810	10	105	115	10	105	115
Companies Auditors and Liquidators Disciplinary Board	0	0	0	0	0	0	0	0	0	0	0	0	0.0	0.0	0.0	0	0	0	0	0	0	0	0	0

Request Numbers

**Appendix A: Request Numbers — [P = Personal, O = Other, T = Total]**

AGENCY	On Hand 1st July			Requests Received from Applicant			Requests on Transfer			Total Requests Received			% Share of Total of All Agencies' Requests Received			Requests Finalised			On Hand 30th June		
	P	O	T	P	O	T	P	O	T	P	O	T	P	O	T	P	O	T	P	O	T
Corporations and Markets Advisory Committee	0	0	0	0	0	0	0	0	0	0	0	0	0.0	0.0	0.0	0	0	0	0	0	0
Department of the Treasury	0	10	10	0	25	25	0	1	1	0	26	26	0.0	0.5	0.1	0	32	32	0	4	4
Financial Reporting Council	0	0	0	0	0	0	0	0	0	0	0	0	0.0	0.0	0.0	0	0	0	0	0	0
Inspector-General of Taxation	0	0	0	0	0	0	0	0	0	0	0	0	0.0	0.0	0.0	0	0	0	0	0	0
Minister for Revenue	0	0	0	0	0	0	0	0	0	0	0	0	0.0	0.0	0.0	0	0	0	0	0	0
National Competition Council	0	0	0	0	1	1	0	0	0	0	1	1	0.0	0.0	0.0	0	1	1	0	0	0
Parliamentary Secretary to the Treasurer	0	0	0	0	0	0	0	0	0	0	0	0	0.0	0.0	0.0	0	0	0	0	0	0
Productivity Commission	0	0	0	0	0	0	0	0	0	0	0	0	0.0	0.0	0.0	0	0	0	0	0	0
Reserve Bank of Australia	0	0	0	1	3	4	0	0	0	1	3	4	0.0	0.1	0.0	1	3	4	0	0	0
Superannuation Complaints Tribunal	0	0	0	0	1	1	0	0	0	0	1	1	0.0	0.0	0.0	0	1	1	0	0	0
Tax Agents' Board (NSW)	0	0	0	0	0	0	0	0	0	0	0	0	0.0	0.0	0.0	0	0	0	0	0	0

Request Numbers

Appendix A: Request Numbers — [P = Personal, O = Other, T = Total]

AGENCY	On Hand 1st July			Requests Received from Applicant			Requests on Transfer			Total Requests Received			% Share of Total of All Agencies' Requests Received			Requests Finalised			On Hand 30th June					
	P	O	T	P	O	T	P	O	T	P	O	T	P	O	T	P	O	T	P	O	T			
Tax Agents' Board (QLD)	0	0	0	0	0	0	0	0	0	0	0	0	0.0	0.0	0.0	0	0	0	0	0	0	0	0	0
Tax Agents' Board (SA)	0	0	0	0	0	0	0	0	0	0	0	0	0.0	0.0	0.0	0	0	0	0	0	0	0	0	0
Tax Agents' Board (TAS)	0	0	0	0	0	0	0	0	0	0	0	0	0.0	0.0	0.0	0	0	0	0	0	0	0	0	0
Tax Agents' Board (VIC)	0	0	0	0	0	0	0	0	0	0	0	0	0.0	0.0	0.0	0	0	0	0	0	0	0	0	0
Tax Agents' Board (WA)	0	0	0	0	0	0	0	0	0	0	0	0	0.0	0.0	0.0	0	0	0	0	0	0	0	0	0
Treasurer	0	0	0	0	0	0	0	0	0	0	0	0	0.0	0.0	0.0	0	0	0	0	0	0	0	0	0
<b>VETERANS' AFFAIRS</b>																								
Australian War Memorial	0	0	0	0	1	1	0	0	0	0	1	1	0.0	0.0	0.0	0	1	1	0	1	1	0	0	0
Department of Veterans' Affairs	338	1	339	7136	7	7143	6	1	7	7142	8	7150	21.2	0.2	18.4	7196	8	7204	284	1	285	0	0	0
Military Rehabilitation and Compensation Commission	0	0	0	0	0	0	0	0	0	0	0	0	0.0	0.0	0.0	0	0	0	0	0	0	0	0	0

Request Numbers

**Appendix A: Request Numbers — [P = Personal, O = Other, T = Total]**

AGENCY	On Hand 1st July			Requests Received from Applicant			Requests on Transfer			Total Requests Received			% Share of Total of All Agencies' Requests Received			Requests Finalised			On Hand 30th June		
	P	O	T	P	O	T	P	O	T	P	O	T	P	O	T	P	O	T	P	O	T
Minister for Veterans' Affairs	0	0	0	1	0	1	0	0	0	1	0	1	0.0	0.0	0.0	1	0	1	0	0	0
Office of Australian War Graves	0	0	0	0	0	0	0	0	0	0	0	0	0.0	0.0	0.0	0	0	0	0	0	0
Repatriation Commission	0	0	0	0	0	0	0	0	0	0	0	0	0.0	0.0	0.0	0	0	0	0	0	0
Repatriation Medical Authority	0	0	0	0	0	0	0	0	0	0	0	0	0.0	0.0	0.0	0	0	0	0	0	0
Special Medical Review Council	0	0	0	0	0	0	0	0	0	0	0	0	0.0	0.0	0.0	0	0	0	0	0	0
Veterans' Review Board	0	0	0	1	0	1	1	0	1	2	0	2	0.0	0.0	0.0	2	0	2	0	0	0
<b>TOTAL</b>	2555	1861	4416	33406	5073	38479	219	89	308	33625	5162	38787	100	100	100	31620	4329	35949	4560	2694	7254

Action on Request

Appendix B: Action on request — [P = Personal, O = Other, T = Total]

AGENCY	Granted in Full			% of Total			Granted in Part			% of Total			Access Refused			% of Total			Transferred in Whole			Withdrawn			Total Determined		
	P	O	T	P	O	T	P	O	T	P	O	T	P	O	T	P	O	T	P	O	T	P	O	T			
<b>AGRICULTURE, FISHERIES AND FORESTRY</b>																											
Australian Fisheries Management Authority	0	1	1	9.09	0	5	5	45.5	5	0	5	45.5	0	0	0	1	0	1	0	0	0	5	6	11			
Australian Pesticides and Veterinary Medicines Authority	0	0	0	0	0	9	9	100	0	0	0	0	0	0	0	0	2	2	0	0	0	0	9	9			
Department of Agriculture, Fisheries and Forestry	0	8	8	32	0	12	12	48	0	5	5	20	0	2	2	0	9	9	0	0	0	25	25	25			
Grains Research and Development Corporation	0	0	0	0	0	0	0	0	0	0	0	0	0	0	0	0	1	1	0	0	0	0	0	0			
Minister for Fisheries, Forestry and Conservation	0	0	0	0	0	0	0	0	0	0	0	0	0	1	1	0	0	0	0	0	0	0	0	0			
Sugar Research and Development Corporation	0	1	1	100	0	0	0	0	0	0	0	0	0	0	0	0	0	0	0	0	0	0	1	1			
Wheat Export Authority	0	0	0	0	0	1	1	50	0	1	1	50	0	0	0	0	0	0	0	0	0	0	2	2			
<b>ATTORNEY-GENERAL/S</b>																											
Administrative Appeals Tribunal	0	0	0	0	0	0	0	0	0	0	0	0	0	0	0	0	1	1	0	0	0	0	0	0			

Action on Request

Appendix B: Action on request — [P = Personal, O = Other, T = Total]

AGENCY	Granted in Full			% of Total			Granted in Part			% of Total			Access Refused			% of Total			Transferred in Whole			Withdrawn			Total Determined		
	P	O	T	P	O	T	P	O	T	P	O	T	P	O	T	P	O	T	P	O	T	P	O	T	P	O	T
Attorney-General's Department	3	9	12	21.8	10	11	21	38.2	5	17	22	40	2	3	5	1	3	4	18	37	55						
Australian Crime Commission	0	0	0		1	0	1	50	0	1	1	50	0	0	0	0	0	0	1	1	2						
Australian Customs Service	1	4	5	11.6	16	15	31	72.1	2	5	7	16.3	0	1	1	2	3	5	19	24	43						
Australian Federal Police	28	2	30	18.3	79	26	105	64	20	9	29	17.7	2	0	2	14	6	20	127	37	164						
Australian Institute of Criminology	0	0	0		0	0	0	0	0	1	1	100	0	0	0	0	0	0	0	0	1	1					
Australian Law Reform Commission	0	2	2	100	0	0	0	0	0	0	0	0	0	0	0	0	0	0	0	0	2	2					
Australian Transaction Reports and Analysis Centre (AUSTRAC)	19	1	20	46.5	5	0	5	11.6	11	7	18	41.9	4	0	4	2	0	2	35	8	43						
Crimtrac	1	0	1	100	0	0	0	0	0	0	0	0	0	0	0	0	0	0	1	0	1						
Director of Public Prosecutions	0	0	0		5	1	6	85.7	1	0	1	14.3	0	0	0	0	0	0	6	1	7						
Family Court of Australia	1	1	2	66.7	0	1	1	33.3	0	0	0	0	0	0	0	0	0	0	1	2	3						
Federal Court of Australia	0	1	1	20	3	0	3	60	1	0	1	20	0	0	0	0	0	0	4	1	5						

Action on Request

Appendix B: Action on request — [P = Personal, O = Other, T = Total]

AGENCY	Granted in Full			% of Total			Granted in Part			% of Total			Access Refused			% of Total			Transferred in Whole			Withdrawn			Total Determined		
	P	O	T	P	O	T	P	O	T	P	O	T	P	O	T	P	O	T	P	O	T	P	O	T			
Federal Magistrates Court	0	1	1	33.3	0	0	0	0	0	0	0	0	2	0	2	66.7	0	0	0	0	0	0	2	1	3		
High Court of Australia	0	2	2	100	0	0	0	0	0	0	0	0	0	0	0	0	0	0	0	0	0	0	2	2			
Human Rights and Equal Opportunity Commission	4	0	4	22.2	11	0	11	61.1	3	0	3	16.7	0	0	0	0	0	0	0	0	0	18	0	18			
Insolvency and Trustee Service Australia	4	0	4	36.4	3	1	4	36.4	3	0	3	27.3	0	0	0	0	0	0	0	0	0	10	1	11			
Office of the Federal Privacy Commissioner	4	0	4	28.6	10	0	10	71.4	0	0	0	0	0	0	0	0	0	0	0	0	14	0	14				
<b>COMMUNICATIONS, INFORMATION TECHNOLOGY AND THE ARTS</b>																											
Australia Council for the Arts	0	1	1	100	0	0	0	0	0	0	0	0	0	0	0	0	0	0	0	0	0	0	1	1			
Australian Broadcasting Corporation	0	0	0	0	0	5	5	62.5	0	3	3	37.5	0	0	0	0	0	0	0	0	0	0	8	8			
Australian Communications and Media Authority	0	18	18	72	0	6	6	24	0	1	1	4	0	0	0	0	0	0	0	0	0	8	25	25			
Australian Film Commission	0	0	0	0	0	1	1	100	0	0	0	0	0	0	0	0	0	0	0	0	0	0	1	1			

Action on Request

**Appendix B: Action on request — [P = Personal, O = Other, T = Total]**

AGENCY	Granted in Full			% of Total			Granted in Part			% of Total			Access Refused			% of Total			Transferred in Whole			Withdrawn			Total Determined		
	P	O	T	P	O	T	P	O	T	P	O	T	P	O	T	P	O	T	P	O	T	P	O	T			
Australian Postal Corporation	17	2	19	32.8	9	11	20	34.5	10	9	19	32.8	0	0	0	5	5	10	36	22	58						
Australian Sports Anti-Doping Authority	0	0	0	0	1	2	3	75	1	0	1	25	0	0	0	0	0	0	2	2	4						
Australian Sports Commission	0	0	0	0	0	1	1	100	0	0	0	0	0	0	0	0	0	0	0	1	1						
Department of Communications, Information Technology and the Arts	0	5	5	25	0	14	14	70	0	1	1	5	0	2	2	0	3	3	0	20	20						
Minister for Communications, Information Technology and the Arts	0	0	0	0	0	3	3	100	0	0	0	0	0	0	0	0	1	1	0	3	3						
National Gallery of Australia	0	0	0	0	0	0	0	0	0	0	0	0	0	0	0	1	0	1	0	0	0						
National Museum of Australia	0	0	0	0	0	0	0	0	0	1	1	100	0	0	0	0	0	0	0	1	1						
Special Broadcasting Service Corporation	0	0	0	0	0	1	1	100	0	0	0	0	0	0	0	0	1	1	0	1	1						
Telstra Corporation Limited	5	8	13	30.2	9	8	17	39.5	6	7	13	30.2	0	0	0	3	4	7	20	23	43						



Action on Request

Appendix B: Action on request — [P = Personal, O = Other, T = Total]

AGENCY	Granted in Full			% of Total			Granted in Part			% of Total			Access Refused			% of Total			Transferred in Whole			Withdrawn			Total Determined		
	P	O	T	P	O	T	P	O	T	P	O	T	P	O	T	P	O	T	P	O	T	P	O	T			
Department of Education, Science and Training	2	3	5	14.3	3	17	20	57.1	3	7	10	28.6	0	0	0	2	14	16	8	27	35						
<b>EMPLOYMENT AND WORKPLACE RELATIONS</b>																											
Australian Industrial Registry	0	0	0	0	0	2	2	100	0	0	0	0	0	0	0	0	0	0	0	2	2						
Comcare	4	1	5	55.6	0	3	3	33.3	0	1	1	11.1	0	1	1	0	0	0	4	5	9						
Department of Employment and Workplace Relations	72	8	80	70.8	15	10	25	22.1	1	7	8	7.08	0	2	2	21	8	29	88	25	113						
Office of the Australian Building and Construction Commissioner	0	0	0	0	0	1	1	50	0	1	1	50	0	0	0	0	0	0	0	2	2						
Office of Workplace Services	0	0	0	0	5	1	6	66.7	1	2	3	33.3	0	0	0	3	1	4	6	3	9						
Workplace Authority	0	2	2	50	0	0	0	0	0	2	2	50	0	0	0	0	0	0	0	4	4						
<b>ENVIRONMENT AND WATER RESOURCES</b>																											
Bureau of Meteorology	0	0	0	0	0	1	1	100	0	0	0	0	0	0	0	0	0	0	0	1	1						

Action on Request

Appendix B: Action on request — [P = Personal, O = Other, T = Total]

AGENCY	Granted in Full			% of Total			Granted in Part			% of Total			Access Refused			% of Total			Transferred in Whole			Withdrawn			Total Determined		
	P	O	T	P	O	T	P	O	T	P	O	T	P	O	T	P	O	T	P	O	T	P	O	T			
Department of the Environment and Water Resources	0	7	7	53.9	0	3	3	23.1	0	3	3	0	3	3	0	0	0	0	0	0	0	0	9	9	0	13	13
Great Barrier Reef Marine Park Authority	0	1	1	25	0	1	1	25	0	2	2	0	0	0	0	0	0	0	0	0	0	0	0	0	0	4	4
Sydney Harbour Federation Trust	0	0	0	0	0	0	0	0	0	0	0	0	0	0	0	0	0	0	0	0	0	1	1	0	0	0	0
<b>FAMILIES, COMMUNITY SERVICES AND INDIGENOUS AFFAIRS</b>																											
Department of Families, Community Services and Indigenous Affairs	0	4	4	18.2	2	8	10	45.5	0	8	8	0	8	8	1	4	5	0	0	0	0	0	0	0	2	20	22
Office of the Registrar of Aboriginal & Torres Strait Islander Corps	0	1	1	50	0	1	1	50	0	0	0	0	0	0	0	0	0	0	0	0	0	0	0	0	0	2	2
Social Security Appeals Tribunal	0	0	0	0	3	0	3	100	0	0	0	0	0	0	0	0	0	0	0	0	0	0	0	0	3	0	3
<b>FINANCE AND ADMINISTRATION</b>																											
Australian Electoral Commission	5	1	6	50	0	5	5	41.7	1	0	1	0	0	1	0	2	2	0	0	0	0	0	2	2	6	6	12

Action on Request

Appendix B: Action on request — [P = Personal, O = Other, T = Total]

AGENCY	Granted in Full			% of Total			Granted in Part			% of Total			Access Refused			% of Total			Transferred in Whole			Withdrawn			Total Determined								
	P	O	T	P	O	T	P	O	T	P	O	T	P	O	T	P	O	T	P	O	T	P	O	T									
Commissioner for Superannuation	0	0	0	0	0	0	0	0	0	0	0	0	0	0	1	0	1	100	0	0	0	0	0	0	0	0	0	0	0	0	0	0	1
CSS Scheme (ARIA)	54	0	54	93.1	2	0	2	3.45	2	0	2	3.45	2	0	2	0	2	3.45	0	0	0	0	0	0	0	0	0	0	58	0	58		
Department of Finance and Administration	5	2	7	50	0	3	3	21.4	2	2	4	28.6	0	0	0	0	0	0	0	0	0	0	11	11	0	0	0	7	7	14	0	14	
PSS Scheme (ARIA)	28	0	28	93.3	2	0	2	6.67	0	0	0	0	0	0	0	0	0	0	1	0	1	0	0	0	0	0	30	0	30	0	30		
<b>FOREIGN AFFAIRS AND TRADE</b>																																	
Australian Trade Commission (Austrade)	0	1	1	100	0	0	0	0	0	0	0	0	0	0	0	0	0	0	0	0	0	0	0	3	3	0	0	1	1	0	1		
Department of Foreign Affairs and Trade	18	5	23	27.4	22	19	41	48.8	10	10	20	23.8	0	1	1	7	11	18	0	1	1	0	0	0	0	0	0	50	34	84	0	84	
Minister for Foreign Affairs	0	0	0	0	0	0	0	0	0	0	0	0	0	0	0	0	0	0	0	0	1	1	0	0	0	0	0	0	0	0	0	0	
<b>HEALTH AND AGEING</b>																																	
Australian Commission on Safety and Quality in Health Care	0	0	0	0	1	0	1	100	0	0	0	0	0	0	0	0	0	0	0	0	0	0	0	0	0	0	0	1	0	1	0	1	

Action on Request

Appendix B: Action on request — [P = Personal, O = Other, T = Total]

AGENCY	Granted in Full			% of Total			Granted in Part			% of Total			Access Refused			% of Total			Transferred in Whole			Withdrawn			Total Determined		
	P	O	T	P	O	T	P	O	T	P	O	T	P	O	T	P	O	T	P	O	T	P	O	T			
Australian Community Pharmacy Authority	0	0	0	0	0	2	2	2	100	0	0	0	0	0	0	0	0	0	0	0	0	0	2	2	2		
Department of Health and Ageing	3	29	32	32.7	5	37	42	42.9	2	22	24	24.5	0	0	0	4	38	42	10	88	98						
Food Standards Australia New Zealand	0	2	2	25	0	5	5	62.5	0	1	1	12.5	0	0	0	0	0	0	0	0	8	8	8	8			
National Blood Authority	0	0	0	0	0	1	1	100	0	0	0	0	0	0	0	0	1	1	0	1	1	0	1	1			
National Health and Medical Research Council	0	2	2	66.7	0	0	0	0	0	0	1	33.3	0	0	0	0	1	1	0	3	3	0	3	3			
Private Health Insurance Administration Council	0	1	1	100	0	0	0	0	0	0	0	0	0	0	0	0	0	0	0	1	1	0	1	1			
<b>HUMAN SERVICES</b>																											
Centrelink	9695	1	9696	83.2	1393	5	1398	12	553	3	556	4.77	3	3	6	298	2	300	11641	9	11650						
Department of Human Services	55	0	55	16.8	243	4	247	75.5	24	1	25	7.65	3	0	3	39	2	41	322	5	327						
Medicare Australia	0	0	0	0	9	0	9	75	1	2	3	25	0	1	1	1	0	1	10	2	12						

**Appendix B: Action on request — [P = Personal, O = Other, T = Total]**

AGENCY	Granted in Full			Granted in Part			Access Refused			Transferred in Whole			Withdrawn			Total Determined				
	P	O	T	P	O	T	P	O	T	P	O	T	P	O	T	P	O	T		
<b>IMMIGRATION AND CITIZENSHIP</b>																				
Department of Immigration and Citizenship	8192	1194	9386	1482	493	1975	16.8	310	105	415	3.52	2	1	3	327	87	414	9984	1792	11776
Indigenous Business Australia	0	0	0	0	0	0	0	1	0	1	100	0	0	0	0	0	0	1	0	1
Indigenous Land Corporation	0	0	0	0	0	0	0	0	2	2	100	0	0	0	0	0	0	0	2	2
Migration Review Tribunal	88	0	88	62	0	62	39.7	6	0	6	3.85	33	0	33	86	0	86	156	0	156
Refugee Review Tribunal	218	0	218	145	0	145	39.4	5	0	5	1.36	46	0	46	14	0	14	368	0	368
<b>INDUSTRY, TOURISM AND RESOURCES</b>																				
Department of Industry, Tourism and Resources	1	1	2	0	3	3	30	1	4	5	50	0	0	0	0	16	16	2	8	10
Designs Office	0	0	0	0	0	0	0	0	1	1	100	0	0	0	0	0	0	0	1	1
Tourism Australia	2	0	2	3	0	3	60	0	0	0	0	0	0	0	0	0	0	5	0	5

Appendix B: Action on request — [P = Personal, O = Other, T = Total]

AGENCY	Granted in Full			% of Total			Granted in Part			% of Total			Access Refused			% of Total			Transferred in Whole			Withdrawn			Total Determined		
	P	O	T	P	O	T	P	O	T	P	O	T	P	O	T	P	O	T	P	O	T	P	O	T			
Trade Marks Office	0	560	560	87.1	0	82	82	12.8	0	1	1	0.16	0	0	0	0	0	0	0	0	0	18	18	0	643	643	
<b>PRIME MINISTER AND CABINET</b>																											
Australian Public Service Commission	0	0	0	0	0	0	0	0	0	1	1	100	0	0	0	0	0	0	0	0	0	0	0	0	1	1	
Commonwealth Ombudsman	0	0	0	0	26	26	100	0	0	0	0	0	2	2	2	0	0	0	0	0	0	1	1	26	0	26	
Department of the Prime Minister and Cabinet	1	5	6	37.5	0	6	6	37.5	1	3	4	25	0	6	6	1	10	11	2	14	16	2	14	2	14	16	
Merit Protection Commissioner	1	0	1	50	1	1	50	0	0	0	0	0	0	0	0	0	0	0	0	0	0	0	0	2	0	2	
Official Secretary to the Governor-General	0	0	0	0	0	0	0	0	1	1	100	0	0	0	0	0	0	0	0	0	0	0	0	0	1	1	
Prime Minister	0	2	2	25	0	0	0	0	0	6	6	75	0	0	0	0	2	2	0	8	8	0	2	0	8	8	
<b>TRANSPORT AND REGIONAL SERVICES</b>																											
Airservices Australia	1	0	1	12.5	4	1	5	62.5	1	1	2	25	0	0	0	2	2	0	6	8	8	2	2	6	2	8	

Action on Request

Appendix B: Action on request — [P = Personal, O = Other, T = Total]

AGENCY	Granted in Full			% of Total			Granted in Part			% of Total			Access Refused			% of Total			Transferred in Whole			Withdrawn			Total Determined		
	P	O	T	P	O	T	P	O	T	P	O	T	P	O	T	P	O	T	P	O	T	P	O	T			
Australian Maritime Safety Authority	0	1	1	12.5	1	4	5	62.5	0	2	2	25	0	0	0	0	1	1	1	7	8						
Civil Aviation Safety Authority	26	1	27	65.9	7	0	7	17.1	5	2	7	17.1	0	0	0	4	0	4	38	3	41						
Department of Transport and Regional Services	0	7	7	26.9	0	10	10	38.5	0	9	9	34.6	0	1	1	3	8	11	0	26	26						
National Capital Authority	0	3	3	100	0	0	0	0	0	0	0	0	0	0	0	0	3	3	0	3	3						
<b>TREASURY</b>																											
Australian Competition and Consumer Commission	0	4	4	20	0	12	12	60	0	4	4	20	0	2	2	0	8	8	0	20	20						
Australian Prudential Regulation Authority	0	0	0	0	0	2	2	50	0	2	2	50	0	0	0	0	2	2	0	4	4						
Australian Securities and Investments Commission	1	15	16	22.5	5	11	16	22.5	11	28	39	54.9	0	0	0	5	9	14	17	54	71						
Australian Taxation Office	26	139	165	22.2	47	444	491	65.9	6	83	89	12	0	1	1	10	54	64	79	666	745						
Department of the Treasury	0	4	4	23.5	0	9	9	52.9	0	4	4	23.5	0	5	5	0	10	10	0	17	17						

Action on Request

Appendix B: Action on request — [P = Personal, O = Other, T = Total]

AGENCY	Granted in Full			% of Total			Granted in Part			% of Total			Access Refused			% of Total			Transferred in Whole			Withdrawn			Total Determined		
	P	O	T	P	O	T	P	O	T	P	O	T	P	O	T	P	O	T	P	O	T	P	O	T			
National Competition Council	0	0	0	0	0	0	0	0	0	0	0	0	0	0	0	0	0	0	0	0	0	0	0	0			
Reserve Bank of Australia	1	2	3	75	0	0	0	0	0	0	0	0	0	1	1	25	0	0	0	0	0	0	0	0			
Superannuation Complaints Tribunal	0	1	1	100	0	0	0	0	0	0	0	0	0	0	0	0	0	0	0	0	0	0	0	1			
<b>VETERANS' AFFAIRS</b>																											
Australian War Memorial	0	0	0	0	0	0	0	0	0	0	0	0	0	1	1	100	0	0	0	0	0	0	0	0			
Department of Veterans' Affairs	6725	4	6729	98.4	54	2	56	0.82	51	1	52	200	0	200	166	1	167	6830	7	6837	0	0	0	0			
Minister for Veterans' Affairs	0	0	0	0	0	0	0	0	0	0	0	0	0	0	0	0	0	0	0	0	0	0	0	0			
Veterans' Review Board	2	0	2	100	0	0	0	0	0	0	0	0	0	0	0	0	0	0	0	0	0	0	0	2			
<b>TOTAL</b>	25432	2099	27531	80.6	3766	1362	5128	15	1081	418	1499	301	39	340	1040	411	1451	30279	3879	34158	0	0	0	0			

Response Time

Appendix C: Response Time — [P = Personal, O = Other, T = Total]

AGENCY	Requests Determined	0-30 Days			31-60 Days With Consultation			31-60 Days Without Consultation			61-90 Days			Over 90 Days		
		P	O	T	P	O	T	P	O	T	P	O	T	P	O	T
<b>AGRICULTURE, FISHERIES AND FORESTRY</b>																
Australian Fisheries Management Authority	11	5	2	7	0	3	3	0	1	1	0	0	0	0	0	0
Australian Pesticides and Veterinary Medicines Authority	9	0	2	2	0	7	7	0	0	0	0	0	0	0	0	0
Department of Agriculture, Fisheries and Forestry	25	0	13	13	0	9	9	0	1	1	0	1	0	1	0	1
Sugar Research and Development Corporation	1	0	0	0	0	1	1	0	0	0	0	0	0	0	0	0
Wheat Export Authority	2	0	0	0	0	2	2	0	0	0	0	0	0	0	0	0
<b>ATTORNEY-GENERAL'S</b>																
Attorney-General's Department	55	14	23	37	2	1	3	2	4	6	0	2	0	0	7	7
Australian Crime Commission	2	0	1	1	0	0	0	1	0	1	0	0	0	0	0	0
Australian Customs Service	43	13	14	27	1	5	6	5	4	9	0	0	0	0	1	1
Australian Federal Police	164	94	25	119	13	7	20	18	4	22	2	1	3	0	0	0
Australian Institute of Criminology	1	0	0	0	0	0	0	0	0	0	0	0	0	0	1	1

Response Time

Appendix C: Response Time — [P = Personal, O = Other, T = Total]

AGENCY	Requests Determined	0-30 Days			31-60 Days With Consultation			31-60 Days Without Consultation			61-90 Days			Over 90 Days		
		P	O	T	P	O	T	P	O	T	P	O	T	P	O	T
Australian Law Reform Commission	2	0	2	2	0	0	0	0	0	0	0	0	0	0	0	0
Australian Transaction Reports and Analysis Centre (AUSTRAC)	43	32	1	33	1	0	1	2	0	2	0	0	0	0	7	7
Crimtrac	1	1	0	1	0	0	0	0	0	0	0	0	0	0	0	0
Director of Public Prosecutions	7	5	0	5	0	0	0	1	0	1	0	1	0	0	0	0
Family Court of Australia	3	1	1	2	0	1	1	0	0	0	0	0	0	0	0	0
Federal Court of Australia	5	2	1	3	2	0	2	0	0	0	0	0	0	0	0	0
Federal Magistrates Court	3	2	1	3	0	0	0	0	0	0	0	0	0	0	0	0
High Court of Australia	2	0	1	1	0	1	1	0	0	0	0	0	0	0	0	0
Human Rights and Equal Opportunity Commission	18	15	0	15	0	0	0	2	0	2	1	0	1	0	0	0
Insolvency and Trustee Service Australia	11	10	0	10	0	0	0	0	0	0	0	1	1	0	0	0
Office of the Federal Privacy Commissioner	14	13	0	13	0	0	0	0	0	0	1	0	1	0	0	0

Response Time

Appendix C: Response Time — [P = Personal, O = Other, T = Total]

AGENCY	Requests Determined	0-30 Days			31-60 Days With Consultation			31-60 Days Without Consultation			61-90 Days			Over 90 Days		
		P	O	T	P	O	T	P	O	T	P	O	T	P	O	T
<b>COMMUNICATIONS, INFORMATION TECHNOLOGY AND THE ARTS</b>																
Australia Council for the Arts	1	0	1	1	0	0	0	0	0	0	0	0	0	0	0	0
Australian Broadcasting Corporation	8	0	7	7	0	1	1	0	0	0	0	0	0	0	0	0
Australian Communications and Media Authority	25	0	8	8	0	17	17	0	0	0	0	0	0	0	0	0
Australian Film Commission	1	0	0	0	0	1	1	0	0	0	0	0	0	0	0	0
Australian Postal Corporation	58	26	18	44	4	2	6	2	2	4	4	0	4	0	0	0
Australian Sports Anti-Doping Authority	4	2	0	2	0	1	1	0	1	1	0	1	0	0	0	0
Australian Sports Commission	1	0	0	0	0	1	1	0	0	0	0	0	0	0	0	0
Department of Communications, Information Technology and the Arts	20	0	5	5	0	14	14	0	1	1	0	1	0	0	0	0
Minister for Communications, Information Technology and the Arts	3	0	1	1	0	2	2	0	0	0	0	0	0	0	0	0
National Museum of Australia	1	0	1	1	0	0	0	0	0	0	0	0	0	0	0	0
Special Broadcasting Service Corporation	1	0	0	0	0	0	0	0	0	0	0	1	1	0	0	0

Response Time

Appendix C: Response Time — [P = Personal, O = Other, T = Total]

AGENCY	Requests Determined	0-30 Days			31-60 Days With Consultation			31-60 Days Without Consultation			61-90 Days			Over 90 Days		
		P	O	T	P	O	T	P	O	T	P	O	T	P	O	T
Telstra Corporation Limited	43	14	20	34	2	1	3	2	2	4	2	0	2	0	0	0
<b>DEFENCE</b>																
Defence Force Retirement and Death Benefits Authority	27	27	0	27	0	0	0	0	0	0	0	0	0	0	0	0
Defence Housing Australia	2	1	1	2	0	0	0	0	0	0	0	0	0	0	0	0
Department of Defence	153	28	7	35	0	0	0	38	9	47	18	3	21	28	22	50
Military Superannuation and Benefits Board of Trustees No.1	47	45	2	47	0	0	0	0	0	0	0	0	0	0	0	0
<b>EDUCATION, SCIENCE AND TRAINING</b>																
Australian National University	5	2	1	3	1	1	2	0	0	0	0	0	0	0	0	0
Australian Nuclear Science and Technology Organisation	1	0	0	0	0	0	0	1	0	1	0	0	0	0	0	0
Australian Research Council	1	1	0	1	0	0	0	0	0	0	0	0	0	0	0	0
Commonwealth Scientific and Industrial Research Organisation (CSIRO)	8	2	5	7	1	0	1	0	0	0	0	0	0	0	0	0

**Appendix C: Response Time — [P = Personal, O = Other, T = Total]**

AGENCY	Requests Determined	0-30 Days			31-60 Days With Consultation			31-60 Days Without Consultation			61-90 Days			Over 90 Days		
		P	O	T	P	O	T	P	O	T	P	O	T	P	O	T
Department of Education, Science and Training	35	5	10	15	3	10	13	0	2	2	0	3	3	0	2	2
<b>EMPLOYMENT AND WORKPLACE RELATIONS</b>																
Australian Industrial Registry	2	0	1	1	0	0	0	0	0	0	0	0	0	0	1	1
Comcare	9	3	5	8	0	0	0	0	0	0	1	0	1	0	0	0
Department of Employment and Workplace Relations	113	68	13	81	20	12	32	0	0	0	0	0	0	0	0	0
Office of the Australian Building and Construction Commissioner	2	0	1	1	0	1	1	0	0	0	0	0	0	0	0	0
Office of Workplace Services	9	3	2	5	2	1	3	1	0	1	0	0	0	0	0	0
Workplace Authority	4	0	2	2	0	2	2	0	0	0	0	0	0	0	0	0
<b>ENVIRONMENT AND WATER RESOURCES</b>																
Bureau of Meteorology	1	0	0	0	0	1	1	0	0	0	0	0	0	0	0	0
Department of the Environment and Water Resources	13	0	7	7	0	3	3	0	1	1	0	2	2	0	0	0

Appendix C: Response Time — [P = Personal, O = Other, T = Total]

AGENCY	Requests Determined	0-30 Days			31-60 Days With Consultation			31-60 Days Without Consultation			61-90 Days			Over 90 Days		
		P	O	T	P	O	T	P	O	T	P	O	T	P	O	T
Great Barrier Reef Marine Park Authority	4	0	1	1	0	0	0	0	1	1	0	1	0	1	0	1
<b>FAMILIES, COMMUNITY SERVICES AND INDIGENOUS AFFAIRS</b>																
Department of Families, Community Services and Indigenous Affairs	22	1	6	7	0	0	0	0	5	5	0	3	1	6	7	
Office of the Registrar of Aboriginal & Torres Strait Islander Corp'ns	2	0	2	2	0	0	0	0	0	0	0	0	0	0	0	
Social Security Appeals Tribunal	3	2	0	2	1	0	1	0	0	0	0	0	0	0	0	
<b>FINANCE AND ADMINISTRATION</b>																
Australian Electoral Commission	12	5	3	8	0	0	0	0	1	1	0	1	1	1	2	
Commissioner for Superannuation	1	1	0	1	0	0	0	0	0	0	0	0	0	0	0	
CSS Scheme (ARIA)	58	58	0	58	0	0	0	0	0	0	0	0	0	0	0	
Department of Finance and Administration	14	3	2	5	2	2	4	2	2	4	0	1	0	0	0	
PSS Scheme (ARIA)	30	30	0	30	0	0	0	0	0	0	0	0	0	0	0	

Appendix C: Response Time — [P = Personal, O = Other, T = Total]

AGENCY	Requests Determined	0-30 Days			31-60 Days With Consultation			31-60 Days Without Consultation			61-90 Days			Over 90 Days		
		P	O	T	P	O	T	P	O	T	P	O	T	P	O	T
<b>FOREIGN AFFAIRS AND TRADE</b>																
Australian Trade Commission (Austrade)	1	0	1	1	0	0	0	0	0	0	0	0	0	0	0	0
Department of Foreign Affairs and Trade	84	33	13	46	3	2	5	6	7	13	6	8	14	2	4	6
<b>HEALTH AND AGEING</b>																
Australian Commission on Safety and Quality in Health Care	1	0	0	0	0	0	0	1	0	1	0	0	0	0	0	0
Australian Community Pharmacy Authority	2	0	0	0	0	1	1	0	1	1	0	0	0	0	0	0
Department of Health and Ageing	98	7	43	50	2	32	34	0	10	10	1	3	4	0	0	0
Food Standards Australia New Zealand	8	0	3	3	0	0	0	0	0	0	0	4	4	0	1	1
National Blood Authority	1	0	0	0	0	1	1	0	0	0	0	0	0	0	0	0
National Health and Medical Research Council	3	0	2	2	0	1	1	0	0	0	0	0	0	0	0	0
Private Health Insurance Administration Council	1	0	1	1	0	0	0	0	0	0	0	0	0	0	0	0

Response Time

**Appendix C: Response Time — [P = Personal, O = Other, T = Total]**

AGENCY	Requests Determined	0-30 Days			31-60 Days With Consultation			31-60 Days Without Consultation			61-90 Days			Over 90 Days		
		P	O	T	P	O	T	P	O	T	P	O	T	P	O	T
<b>HUMAN SERVICES</b>																
Centrelink	11650	11305	8	11313	52	1	53	240	0	240	37	0	37	7	0	7
Department of Human Services	327	174	2	176	28	0	28	24	1	25	40	2	42	56	0	56
Medicare Australia	12	3	2	5	5	0	5	1	0	1	1	0	1	0	0	0
<b>IMMIGRATION AND CITIZENSHIP</b>																
Department of Immigration and Citizenship	11776	5200	846	6046	1133	103	1236	941	145	1086	1072	162	1234	1638	536	2174
Indigenous Business Australia	1	1	0	1	0	0	0	0	0	0	0	0	0	0	0	0
Indigenous Land Corporation	2	0	2	2	0	0	0	0	0	0	0	0	0	0	0	0
Migration Review Tribunal	156	118	0	118	0	0	0	24	0	24	7	0	7	7	0	7
Refugee Review Tribunal	368	311	0	311	0	0	0	39	0	39	7	0	7	11	0	11

Response Time

Appendix C: Response Time — [P = Personal, O = Other, T = Total]

AGENCY	Requests Determined	0-30 Days			31-60 Days With Consultation			31-60 Days Without Consultation			61-90 Days			Over 90 Days		
		P	O	T	P	O	T	P	O	T	P	O	T	P	O	T
<b>INDUSTRY, TOURISM AND RESOURCES</b>																
Department of Industry, Tourism and Resources	10	2	7	9	0	0	0	0	0	0	0	0	0	0	1	1
Designs Office	1	0	1	1	0	0	0	0	0	0	0	0	0	0	0	0
Tourism Australia	5	5	0	5	0	0	0	0	0	0	0	0	0	0	0	0
Trade Marks Office	643	0	523	523	0	86	86	0	15	15	0	19	19	0	0	0
<b>PRIME MINISTER AND CABINET</b>																
Australian Public Service Commission	1	0	1	1	0	0	0	0	0	0	0	0	0	0	0	0
Commonwealth Ombudsman	26	21	0	21	0	0	0	5	0	5	0	0	0	0	0	0
Department of the Prime Minister and Cabinet	16	1	3	4	0	0	0	0	4	4	0	3	3	1	4	5
Merit Protection Commissioner	2	1	0	1	1	0	1	0	0	0	0	0	0	0	0	0
Official Secretary to the Governor-General	1	0	1	1	0	0	0	0	0	0	0	0	0	0	0	0

Response Time

**Appendix C: Response Time — [P = Personal, O = Other, T = Total]**

AGENCY	Requests Determined	0-30 Days			31-60 Days With Consultation			31-60 Days Without Consultation			61-90 Days			Over 90 Days		
		P	O	T	P	O	T	P	O	T	P	O	T	P	O	T
Prime Minister	8	0	2	2	0	1	1	0	1	1	0	3	3	0	1	1
<b>TRANSPORT AND REGIONAL SERVICES</b>																
Airservices Australia	8	4	2	6	0	0	0	2	0	2	0	0	0	0	0	0
Australian Maritime Safety Authority	8	1	5	6	0	0	0	0	1	1	0	1	1	0	0	0
Civil Aviation Safety Authority	41	37	3	40	1	0	1	0	0	0	0	0	0	0	0	0
Department of Transport and Regional Services	26	0	9	9	0	1	1	0	5	5	0	5	5	0	6	6
National Capital Authority	3	0	2	2	0	0	0	0	0	0	0	0	0	0	1	1
<b>TREASURY</b>																
Australian Competition and Consumer Commission	20	0	7	7	0	12	12	0	0	0	0	1	1	0	0	0
Australian Prudential Regulation Authority	4	0	4	4	0	0	0	0	0	0	0	0	0	0	0	0

Response Time

**Appendix C: Response Time — [P = Personal, O = Other, T = Total]**

AGENCY	Requests Determined	0-30 Days			31-60 Days With Consultation			31-60 Days Without Consultation			61-90 Days			Over 90 Days		
		P	O	T	P	O	T	P	O	T	P	O	T	P	O	T
Australian Securities and Investments Commission	71	15	42	57	0	9	9	2	2	4	0	1	1	0	0	0
Australian Taxation Office	745	46	246	292	0	2	2	23	256	279	6	111	117	4	51	55
Department of the Treasury	17	0	16	16	0	0	0	0	0	0	0	0	0	0	1	1
Reserve Bank of Australia	4	1	3	4	0	0	0	0	0	0	0	0	0	0	0	0
Superannuation Complaints Tribunal	1	0	1	1	0	0	0	0	0	0	0	0	0	0	0	0
<b>VETERANS' AFFAIRS</b>																
Australian War Memorial	1	0	0	0	0	0	0	0	1	1	0	0	0	0	0	0
Department of Veterans' Affairs	6837	6505	5	6510	42	1	43	257	1	258	22	0	22	4	0	4
Veterans' Review Board	2	2	0	2	0	0	0	0	0	0	0	0	0	0	0	0
<b>TOTAL</b>	<b>34158</b>	24327	2025	26352	1322	363	1685	1642	491	2133	1228	344	1572	1760	656	2416

Fees and Charges Notified and Collected

Appendix D: Fees and Charges Notified and Collected — [P = Personal, O = Other, T = Total]

AGENCY	Requests Received			Requests Where Charges Notified			Total Charges Notified (\$)			Total Charges Collected (\$)			Fees Collected Initial Processing (\$)			Internal Review (\$)			Total Fees Collected (\$)			
	P	O	T	P	O	T	P	O	T	P	O	T	P	O	T	P	O	T	P	O	T	
<b>AGRICULTURE, FISHERIES AND FORESTRY</b>																						
Australian Fisheries Management Authority	13	0	30	0	0	0	30	30	60	0	30	60	60	90	150	60	40	40	0	60	130	190
Australian Pesticides and Veterinary Medicines Authority	13	0	12	0	9733	9733	0	5148	5148	0	440	440	0	440	440	0	200	200	0	0	640	640
Department of Agriculture, Fisheries and Forestry	38	0	25	0	50432	50432	0	7582	7582	0	1110	1110	0	1110	1110	0	40	40	0	0	1150	1150
Land and Water Australia	1	0	0	0	0	0	0	0	0	0	0	0	0	0	0	0	0	0	0	0	0	0
Minister for Fisheries, Forestry and Conservation	1	0	0	0	0	0	0	0	0	0	0	0	0	0	0	0	0	0	0	0	0	0
Sugar Research and Development Corporation	1	0	0	0	0	0	0	0	0	0	0	0	0	0	0	0	0	0	0	0	0	0
Wheat Export Authority	0	0	0	0	0	0	0	0	0	0	0	0	0	70	70	0	0	0	0	0	70	70
<b>ATTORNEY-GENERAL'S</b>																						
Administrative Appeals Tribunal	1	0	1	0	31	31	0	0	0	0	0	0	0	0	0	0	0	0	0	0	0	0

Fees and Charges Notified and Collected

Appendix D: Fees and Charges Notified and Collected — [P = Personal, O = Other, T = Total]

AGENCY	Requests Received			Requests Where Charges Notified			Total Charges Notified (\$)			Total Charges Collected (\$)			Fees Collected Initial Processing (\$)			Internal Review (\$)			Total Fees Collected (\$)		
	P	O	T	P	O	T	P	O	T	P	O	T	P	O	T	P	O	T	P	O	T
Attorney-General's Department	59	8	14	22	517	2795	3312	262	1481	1743	390	800	1190	0	80	80	390	880	1270		
Australian Crime Commission	2	0	0	0	0	0	0	0	0	0	30	30	60	0	40	40	30	70	100		
Australian Customs Service	38	9	19	28	821	8364	9185	525	3581	4106	300	690	990	120	40	160	420	730	1150		
Australian Federal Police	194	48	26	74	13883	17864	31747	3943	3725	7668	1905	761	2666	120	0	120	2025	761	2786		
Australian Law Reform Commission	2	0	1	1	0	145	145	0	145	145	0	30	30	0	0	0	0	30	30		
Australian Transaction Reports and Analysis Centre (AUSTRAC)	62	1	0	1	232	0	232	58	0	58	1140	0	1140	0	0	0	1140	0	1140		
Crimtrac	1	0	0	0	0	0	0	0	0	0	30	0	30	0	0	0	30	0	30		
Director of Public Prosecutions	7	0	0	0	0	0	0	0	0	0	30	0	30	0	0	0	30	0	30		
Family Court of Australia	3	0	0	0	0	0	0	0	0	0	0	30	30	0	0	0	0	30	30		
Federal Court of Australia	5	1	1	2	207	95	302	0	95	95	120	0	120	0	0	0	120	0	120		
Federal Magistrates Court	3	1	0	1	30	0	30	30	0	30	30	0	30	0	0	0	30	0	30		

Fees and Charges Notified and Collected

Appendix D: Fees and Charges Notified and Collected — [P = Personal, O = Other, T = Total]

AGENCY	Requests Received	Requests Where Charges Notified			Total Charges Notified (\$)			Total Charges Collected (\$)			Fees Collected Initial Processing (\$)			Internal Review (\$)			Total Fees Collected (\$)						
		P	O	T	P	O	T	P	O	T	P	O	T	P	O	T	P	O	T				
High Court of Australia	2	0	1	1	0	875	875	0	875	875	0	60	60	0	0	0	0	0	60	60	0	0	0
Human Rights and Equal Opportunity Commission	17	0	0	0	0	0	0	0	0	0	180	0	180	0	0	0	0	0	180	0	180	0	180
Insolvency and Trustee Service Australia	12	0	0	0	0	0	0	0	0	0	90	90	180	0	0	0	0	0	90	90	90	0	180
Office of the Federal Privacy Commissioner	14	0	0	0	0	0	0	0	0	0	300	0	300	0	30	30	0	0	330	0	330	0	330
<b>COMMUNICATIONS, INFORMATION TECHNOLOGY AND THE ARTS</b>																							
Australia Council for the Arts	2	0	2	2	0	1755	1755	0	115	115	0	115	115	0	0	0	0	0	0	115	0	0	115
Australian Broadcasting Corporation	10	0	0	0	0	0	0	0	0	0	0	300	300	0	0	0	0	0	0	460	0	0	460
Australian Communications and Media Authority	38	0	11	11	0	26173	26173	0	1575	1575	0	1020	1020	0	85	85	0	0	0	1105	0	0	1105
Australian Film Commission	1	0	0	0	0	0	0	0	0	0	0	30	30	0	0	0	0	0	0	30	0	0	30
Australian Postal Corporation	61	0	1	1	0	250	250	0	0	0	330	270	600	80	120	200	80	410	390	800	410	390	800

Fees and Charges Notified and Collected

Appendix D: Fees and Charges Notified and Collected — [P = Personal, O = Other, T = Total]

AGENCY	Requests Received	Requests Where Charges Notified			Total Charges Notified (\$)			Total Charges Collected (\$)			Fees Collected Initial Processing (\$)			Internal Review (\$)			Total Fees Collected (\$)		
		P	O	T	P	O	T	P	O	T	P	O	T	P	O	T	P	O	T
Australian Sports Anti-Doping Authority	6	0	1	1	0	213	213	0	213	213	60	90	150	0	0	0	60	90	150
Australian Sports Commission	2	0	0	0	0	0	0	0	0	0	0	60	60	0	0	0	0	60	60
Department of Communications, Information Technology and the Arts	29	1	10	11	0	58709	58709	0	2567	2567	30	720	750	0	160	160	30	880	910
Minister for Communications, Information Technology and the Arts	3	0	3	3	0	846	846	0	292	292	0	60	60	0	0	0	0	60	60
National Gallery of Australia	1	0	0	0	0	0	0	0	0	0	0	0	0	0	0	0	0	0	0
National Library of Australia	1	0	1	1	0	2939	2939	0	734	734	0	30	30	0	0	0	0	30	30
National Museum of Australia	1	0	0	0	0	0	0	0	0	0	0	30	30	0	0	0	0	30	30
Special Broadcasting Service Corporation	3	0	1	1	0	187	187	0	187	187	0	60	60	0	0	0	0	60	60
Telstra Corporation Limited	55	0	0	0	0	0	0	0	0	0	390	360	750	0	0	0	390	360	750

Fees and Charges Notified and Collected

Appendix D: Fees and Charges Notified and Collected — [P = Personal, O = Other, T = Total]

AGENCY	Requests Received	Requests Where Charges Notified			Total Charges Notified (\$)			Total Charges Collected (\$)			Fees Collected Initial Processing (\$)			Internal Review (\$)			Total Fees Collected (\$)				
		P	O	T	P	O	T	P	O	T	P	O	T	P	O	T	P	O	T		
<b>DEFENCE</b>																					
Defence Force Retirement and Death Benefits Authority	26	0	0	0	0	0	0	0	0	0	0	0	0	0	0	0	0	0	0	0	0
Defence Housing Australia	2	0	0	0	0	0	0	0	0	0	0	50	50	0	0	0	0	0	0	50	50
Department of Defence	183	24	49	73	11818	37327	49145	3134	10624	13758	1350	1710	3060	80	160	240	1430	1870	3300	1870	3300
Military Superannuation and Benefits Board of Trustees No.1	50	0	0	0	0	0	0	0	0	0	0	0	0	0	0	0	0	0	0	0	0
<b>EDUCATION, SCIENCE AND TRAINING</b>																					
Australian National University	5	0	1	1	0	98	98	0	98	98	30	60	90	0	0	0	30	60	90	30	90
Australian Nuclear Science and Technology Organisation	1	0	0	0	0	0	0	0	0	0	0	0	0	0	0	0	0	0	0	0	0
Australian Research Council	1	1	0	1	115	0	115	145	0	145	30	0	30	0	0	0	30	0	30	0	30
Commonwealth Scientific and Industrial Research Organisation (CSIRO)	8	0	0	0	0	0	0	0	0	0	0	0	0	0	0	0	0	0	0	0	0

Fees and Charges Notified and Collected

**Appendix D: Fees and Charges Notified and Collected — [P = Personal, O = Other, T = Total]**

AGENCY	Requests Received		Requests Where Charges Notified			Total Charges Notified (\$)			Total Charges Collected (\$)			Fees Collected Initial Processing (\$)			Internal Review (\$)			Total Fees Collected (\$)		
	P	O	P	O	T	P	O	T	P	O	T	P	O	T	P	O	T	P	O	T
Department of Education, Science and Training	46		4	27	31	213	212292	212505	73	5584	5657	120	1050	1170	80	200	280	200	1250	1450
<b>EMPLOYMENT AND WORKPLACE RELATIONS</b>																				
Australian Industrial Registry	1		0	2	2	0	4133	4133	0	2350	2350	0	30	30	0	0	0	0	30	30
Comcare	11		0	3	3	0	361	361	0	170	170	90	210	300	0	0	0	90	210	300
Department of Employment and Workplace Relations	146		102	21	123	12061	378405	390466	6371	3665	10036	2820	960	3780	0	40	40	2820	1000	3820
Office of the Australian Building and Construction Commissioner	1		0	0	0	0	0	0	0	0	0	0	60	60	0	0	0	0	60	60
Office of Workplace Services	16		11	3	14	2519	493	3012	67	113	180	360	120	480	0	0	0	360	120	480
Workplace Authority	8		0	0	0	0	0	0	0	0	0	0	150	150	0	0	0	0	150	150

Fees and Charges Notified and Collected

Appendix D: Fees and Charges Notified and Collected — [P = Personal, O = Other, T = Total]

AGENCY	Requests Received	Requests Where Charges Notified			Total Charges Notified (\$)			Total Charges Collected (\$)			Fees Collected Initial Processing (\$)			Internal Review (\$)			Total Fees Collected (\$)				
		P	O	T	P	O	T	P	O	T	P	O	T	P	O	T	P	O	T		
<b>ENVIRONMENT AND WATER RESOURCES</b>																					
Bureau of Meteorology	1	0	0	0	0	0	0	0	0	0	0	0	30	30	0	0	0	0	0	30	30
Department of the Environment and Water Resources	33	0	20	20	0	5265	5265	0	1334	1334	0	870	870	0	120	120	0	0	0	990	990
Great Barrier Reef Marine Park Authority	3	0	2	2	0	123	123	0	123	123	0	90	90	0	0	0	0	0	0	90	90
Sydney Harbour Federation Trust	1	0	0	0	0	0	0	0	0	0	0	30	30	0	0	0	0	0	0	30	30
<b>FAMILY, COMMUNITY SERVICES AND INDIGENOUS AFFAIRS</b>																					
Department of Families, Community Services and Indigenous Affairs	23	1	11	12	3283	10194	13477	0	1035	1035	0	480	510	0	120	120	0	30	30	600	630
Minister for Families, Community Services and Indigenous Affairs	1	0	0	0	0	0	0	0	0	0	0	30	30	0	0	0	0	30	30	0	30
Office of the Registrar of Aboriginal & Torres Strait Islander Corp'ns	2	0	1	1	0	61	61	0	0	0	0	30	30	0	0	0	0	0	0	30	30
Social Security Appeals Tribunal	4	0	0	0	0	0	0	0	0	0	0	60	60	0	0	0	0	60	60	0	60

Fees and Charges Notified and Collected

**Appendix D: Fees and Charges Notified and Collected — [P = Personal, O = Other, T = Total]**

AGENCY	Requests Received		Requests Where Charges Notified		Total Charges Notified (\$)		Total Charges Collected (\$)		Fees Collected Initial Processing (\$)		Internal Review (\$)		Total Fees Collected (\$)	
	P	O	P	T	P	O	P	O	P	O	P	O	P	O
<b>FINANCE AND ADMINISTRATION</b>														
Australian Electoral Commission	17	0	7	7	0	28251	0	972	115	270	0	40	115	310
Commissioner for Superannuation	1	0	0	0	0	0	0	0	0	0	40	0	40	0
CSS Scheme (ARIA)	56	0	0	0	0	0	0	0	0	0	0	0	0	0
Department of Finance and Administration	32	1	12	13	822	30520	234	2825	270	490	0	80	270	570
PSS Scheme (ARIA)	30	0	0	0	0	0	0	0	30	0	0	0	30	0
<b>FOREIGN AFFAIRS AND TRADE</b>														
Australian Trade Commission (Austrade)	3	0	0	0	0	84	0	84	0	90	0	0	0	90
Department of Foreign Affairs and Trade	105	4	22	26	26334	26853	0	2508	90	870	120	280	210	1150
Minister for Foreign Affairs	1	0	0	0	0	0	0	0	0	30	0	0	0	30

Fees and Charges Notified and Collected

Appendix D: Fees and Charges Notified and Collected — [P = Personal, O = Other, T = Total]

AGENCY	Requests Received			Requests Where Charges Notified			Total Charges Notified (\$)			Total Charges Collected (\$)			Fees Collected Initial Processing (\$)			Internal Review (\$)			Total Fees Collected (\$)			
	P	O	T	P	O	T	P	O	T	P	O	T	P	O	T	P	O	T	P	O	T	
<b>HEALTH AND AGEING</b>																						
Australian Commission on Safety and Quality in Health Care	1	0	1	506	0	506	506	0	506	0	506	0	0	0	0	0	0	0	0	0	0	0
Australian Community Pharmacy Authority	3	0	3	0	1137	1137	0	655	655	0	90	90	0	0	0	0	0	0	0	0	90	90
Department of Health and Ageing	149	10	93	5736	109638	115374	1735	29986	31721	450	3780	4230	0	160	160	450	3940	4390	0	0	0	0
Food Standards Australia New Zealand	9	0	0	0	0	0	0	0	0	0	0	0	0	0	0	0	0	0	0	0	0	0
National Blood Authority	1	0	0	0	3264	3264	0	282	282	0	60	60	0	0	0	0	60	60	0	0	0	0
National Health and Medical Research Council	3	0	0	0	0	0	0	189	189	0	90	90	0	0	0	0	90	90	0	0	0	0
Private Health Insurance Administration Council	1	0	0	0	0	0	0	0	0	0	0	0	0	0	0	0	0	0	0	0	0	0
<b>HUMAN SERVICES</b>																						
Centrelink	12074	3	4	7	108	19848	19956	36	421	457	150	270	420	0	0	150	270	420	0	0	0	0

Fees and Charges Notified and Collected

Appendix D: Fees and Charges Notified and Collected — [P = Personal, O = Other, T = Total]

AGENCY	Requests Received	Requests Where Charges Notified			Total Charges Notified (\$)			Total Charges Collected (\$)			Fees Collected Initial Processing (\$)			Internal Review (\$)			Total Fees Collected (\$)		
		P	O	T	P	O	T	P	O	T	P	O	T	P	O	T	P	O	T
Department of Human Services	333	699	128	827	6021	49176	55197	828	232	1060	2460	240	2700	0	0	0	2460	240	2700
Medicare Australia	13	8	1	9	1035	16198	17233	894	43	937	270	120	390	80	0	80	350	120	470
<b>IMMIGRATION AND CITIZENSHIP</b>																			
Department of Immigration and Citizenship	14917	0	0	0	0	0	0	0	0	0	20200	33600	53800	280	1400	1680	20480	35000	55480
Indigenous Business Australia	1	0	0	0	0	0	0	0	0	0	0	0	0	0	0	0	0	0	0
Indigenous Land Corporation	2	0	1	1	0	775	775	0	0	0	0	30	30	0	0	0	0	30	30
Migration Review Tribunal	259	0	0	0	0	0	0	0	0	0	0	0	0	40	0	40	40	0	40
Refugee Review Tribunal	408	0	0	0	0	0	0	0	0	0	0	0	0	0	0	0	0	0	0

Fees and Charges Notified and Collected

**Appendix D: Fees and Charges Notified and Collected — [P = Personal, O = Other, T = Total]**

AGENCY	Requests Received		Requests Where Charges Notified			Total Charges Notified (\$)			Total Charges Collected (\$)			Fees Collected Initial Processing (\$)			Internal Review (\$)			Total Fees Collected (\$)			
	P	O	P	O	T	P	O	T	P	O	T	P	O	T	P	O	T	P	O	T	
<b>INDUSTRY, TOURISM AND RESOURCES</b>																					
Department of Industry, Tourism and Resources	21	0	11	0	9941	0	2665	2665	30	390	420	0	40	40	30	430	460				
Designs Office	1	0	0	0	0	0	0	0	0	30	30	0	0	0	0	30	30				
Tourism Australia	6	5	0	1268	0	336	0	336	60	30	90	0	0	0	60	30	90				
Trade Marks Office	702	0	682	0	33525	0	30569	30569	0	21150	21150	0	40	40	0	21190	21190				
<b>PRIME MINISTER AND CABINET</b>																					
Australian Public Service Commission	1	0	0	0	0	0	0	0	0	0	0	0	0	0	0	0	0				
Commonwealth Ombudsman	34	0	0	0	0	0	0	0	212	1	213	0	0	0	212	1	213				
Department of the Prime Minister and Cabinet	46	1	20	83	8585	0	1656	1656	120	870	990	0	40	40	120	910	1030				
Merit Protection Commissioner	2	0	0	0	0	0	0	0	60	0	60	0	0	0	60	0	60				

Fees and Charges Notified and Collected

**Appendix D: Fees and Charges Notified and Collected — [P = Personal, O = Other, T = Total]**

AGENCY	Requests Received	Requests Where Charges Notified			Total Charges Notified (\$)			Total Charges Collected (\$)			Fees Collected Initial Processing (\$)			Internal Review (\$)			Total Fees Collected (\$)		
		P	O	T	P	O	T	P	O	T	P	O	T	P	O	T	P	O	T
Official Secretary to the Governor-General	1	0	0	0	0	0	0	0	0	0	0	0	0	0	0	0	0	0	0
Prime Minister	19	0	7	7	0	3548	3548	0	320	320	0	420	420	0	0	0	0	0	420
<b>TRANSPORT AND REGIONAL SERVICES</b>																			
Airservices Australia	11	0	1	1	0	0	0	0	0	0	30	30	60	0	0	0	30	30	60
Australian Maritime Safety Authority	7	1	4	5	96	1660	1756	96	1660	1756	30	380	410	0	80	80	30	460	490
Civil Aviation Safety Authority	46	7	0	7	1838	0	1838	1088	0	1088	1050	300	1350	30	0	30	1080	300	1380
Department of Transport and Regional Services	39	0	27	27	0	40311	40311	215	4283	4498	60	990	1050	0	120	120	60	1110	1170
National Capital Authority	4	0	3	3	0	6073	6073	0	502	502	0	120	120	0	0	0	0	120	120

Fees and Charges Notified and Collected

**Appendix D: Fees and Charges Notified and Collected — [P = Personal, O = Other, T = Total]**

AGENCY	Requests Received	Requests Where Charges Notified			Total Charges Notified (\$)			Total Charges Collected (\$)			Fees Collected Initial Processing (\$)			Internal Review (\$)			Total Fees Collected (\$)				
		P	O	T	P	O	T	P	O	T	P	O	T	P	O	T	P	O	T		
<b>TREASURY</b>																					
Australian Bureau of Statistics	1	0	0	0	0	0	0	0	0	0	0	30	30	0	0	0	0	0	0	30	30
Australian Competition and Consumer Commission	30	0	26	26	0	95791	95791	0	16652	16652	0	930	930	0	80	80	0	80	0	1010	1010
Australian Prudential Regulation Authority	9	0	3	3	0	330	330	0	330	330	0	210	210	0	40	40	0	40	0	250	250
Australian Securities and Investments Commission	80	7	29	36	5671	6413	12084	827	5586	6413	450	1860	2310	40	280	320	490	2140	2630	2630	
Australian Taxation Office	847	42	420	462	4092	73411	77503	5039	44214	49253	1770	18437	20207	80	1000	1080	1850	19437	21287	21287	
Department of the Treasury	26	0	12	12	0	4656	4656	0	4651	4651	0	660	660	0	180	180	0	840	840	840	
National Competition Council	1	0	0	0	0	0	0	0	0	0	0	10	10	0	0	0	0	10	10	10	
Reserve Bank of Australia	4	0	0	0	0	0	0	0	0	0	0	90	90	0	0	0	0	90	90	90	
Superannuation Complaints Tribunal	1	0	0	0	0	0	0	0	0	0	0	0	0	0	0	0	0	0	0	0	

Fees and Charges Notified and Collected

Appendix D: Fees and Charges Notified and Collected — [P = Personal, O = Other, T = Total]

AGENCY	Requests Received			Requests Where Charges Notified			Total Charges Notified (\$)			Total Charges Collected (\$)			Fees Collected Initial Processing (\$)			Internal Review (\$)			Total Fees Collected (\$)				
	P	O	T	P	O	T	P	O	T	P	O	T	P	O	T	P	O	T	P	O	T		
<b>VETERANS' AFFAIRS</b>																							
Australian War Memorial	1	0	1	0	121	121	0	121	121	0	121	0	30	30	0	0	0	0	0	0	0	30	
Department of Veterans' Affairs	7150	153	5	6909	1924	8833	8107	1266	9373	9120	210	9330	80	0	80	0	0	0	0	0	9200	210	9410
Minister for Veterans' Affairs	1	0	0	0	0	0	0	0	0	0	0	0	0	0	0	0	0	0	0	0	0	0	0
Veterans' Review Board	2	0	0	0	0	0	0	0	0	30	0	30	0	0	0	0	0	0	0	0	30	0	30
<b>TOTAL</b>	38787	1154	1822	106218	1402191	1508409	34579	205879	240458	47392	100574	147966	1300	5465	6765	48692	106039	154731					

Appendix E: Internal Review - Applications and Results — [P = Personal, O = Other, T = Total]

AGENCY	Applications			% of Total Applications	Decisions Affirmed			Access Granted in Full			Partial Access Granted			Access Granted after Deferment			Access Granted in Another Form			Charges Reduced			Withdrawn Without Concession		
	P	O	T		P	O	T	P	O	T	P	O	T	P	O	T	P	O	T	P	O	T	P	O	T
<b>AGRICULTURE, FISHERIES AND FORESTRY</b>																									
Australian Fisheries Management Authority	0	1	1	0.28	0	0	0	0	0	0	0	1	0	0	0	0	0	0	0	0	0	0	0	0	0
Australian Pesticides and Veterinary Medicines Authority	0	4	4	1.13	0	1	1	0	0	0	0	0	0	0	0	0	0	0	0	0	0	0	0	0	0
<b>ATTORNEY-GENERAL/S</b>																									
Attorney-General's Department	2	7	9	2.54	2	3	5	0	0	0	0	2	0	0	0	0	0	0	0	0	0	0	0	0	0
Australian Crime Commission	0	2	2	0.57	0	1	1	0	0	0	0	1	0	0	0	0	0	0	0	0	0	0	0	0	0
Australian Customs Service	4	1	5	1.41	2	0	2	0	0	0	2	0	0	0	0	0	0	0	0	1	0	1	0	0	0
Australian Federal Police	5	3	8	2.26	1	2	3	0	0	0	3	0	0	0	0	0	0	0	0	0	0	0	0	0	0
Australian Transaction Reports and Analysis Centre (AUSTRAC)	0	0	0	0.00	0	0	0	0	0	0	0	0	0	0	0	0	0	0	0	0	0	0	2	0	2
Federal Court of Australia	3	0	3	0.85	0	0	0	0	0	0	3	0	0	0	0	0	0	0	0	0	0	0	0	0	0
Human Rights and Equal Opportunity Commission	2	0	2	0.57	1	0	1	0	0	0	1	0	0	0	0	0	0	0	0	0	0	0	0	0	0

Appendix E: Internal Review - Applications and Results — [P = Personal, O = Other, T = Total]

AGENCY	Applications			% of Total Applications	Decisions Affirmed			Access Granted in Full			Partial Access Granted			Access Granted after Deferment			Access Granted in Another Form			Charges Reduced			Withdrawn Without Concession		
	P	O	T		P	O	T	P	O	T	P	O	T	P	O	T	P	O	T	P	O	T	P	O	T
<b>COMMUNICATIONS, INFORMATION TECHNOLOGY AND THE ARTS</b>																									
Australian Broadcasting Corporation	0	4	4	1.13	0	0	0	0	0	0	4	4	0	0	0	0	0	0	0	0	0	0	0	0	0
Australian Communications and Media Authority	0	3	3	0.85	0	0	0	0	0	0	1	1	0	0	0	0	0	0	0	0	0	0	0	0	0
Australian Postal Corporation	5	4	9	2.54	2	0	2	2	3	0	4	4	0	0	0	0	0	0	0	0	0	0	0	0	0
Department of Communications, Information Technology and the Arts	0	7	7	1.98	0	7	7	0	0	0	0	0	0	0	0	0	0	0	0	0	0	0	0	0	0
National Archives of Australia	0	1	1	0.28	0	0	0	0	0	0	0	0	0	0	0	0	0	0	0	0	0	1	1	0	1
Telstra Corporation Limited	1	2	3	0.85	2	0	2	0	0	0	0	0	0	0	0	0	0	0	0	0	0	0	0	0	0
<b>DEFENCE</b>																									
Department of Defence	4	4	8	2.26	2	1	3	0	0	1	2	3	0	0	0	0	0	0	0	0	0	0	0	0	0
<b>EDUCATION, SCIENCE AND TRAINING</b>																									
Department of Education, Science and Training	4	5	9	2.54	3	1	4	0	1	0	3	3	0	0	0	0	0	0	0	0	0	0	0	5	5

Appendix E: Internal Review - Applications and Results — [P = Personal, O = Other, T = Total]

AGENCY	Applications			% of Total Applications	Decisions Affirmed			Access Granted in Full			Partial Access Granted			Access Granted after Deferment			Access Granted in Another Form			Charges Reduced			Withdrawn Without Concession		
	P	O	T		P	O	T	P	O	T	P	O	T	P	O	T	P	O	T	P	O	T	P	O	T
<b>EMPLOYMENT AND WORKPLACE RELATIONS</b>																									
Department of Employment and Workplace Relations	1	1	2	0.57	0	1	1	0	0	0	0	0	0	0	0	0	0	0	0	0	0	0	0	0	0
<b>ENVIRONMENT AND WATER RESOURCES</b>																									
Department of the Environment and Water Resources	0	3	3	0.85	0	1	1	0	1	1	0	0	0	0	0	0	0	0	0	0	0	0	0	1	1
<b>FAMILY, COMMUNITY SERVICES AND INDIGENOUS AFFAIRS</b>																									
Department of Families, Community Services and Indigenous Affairs	0	3	3	0.85	0	3	3	0	0	0	0	0	0	0	0	0	0	0	0	0	0	0	0	0	0
Social Security Appeals Tribunal	1	0	1	0.28	1	0	1	0	0	0	0	0	0	0	0	0	0	0	0	0	0	0	0	0	0
<b>FINANCE AND ADMINISTRATION</b>																									
Australian Electoral Commission	0	1	1	0.28	0	0	0	0	0	0	0	1	1	0	0	0	0	0	0	0	0	0	0	0	0

Appendix E: Internal Review - Applications and Results — [P = Personal, O = Other, T = Total]

AGENCY	Applications			% of Total Applications	Decisions Affirmed			Access Granted in Full			Partial Access Granted			Access Granted after Deferment			Access Granted in Another Form			Charges Reduced			Withdrawn Without Concession		
	P	O	T		P	O	T	P	O	T	P	O	T	P	O	T	P	O	T	P	O	T	P	O	T
Commissioner for Superannuation	0	1	1	0.28	0	0	0	1	1	0	0	0	0	0	0	0	0	0	0	0	0	0	0	0	
CSS Scheme (ARIA)	1	0	1	0.28	0	0	0	0	0	0	0	0	0	0	0	0	0	0	0	0	0	0	0	0	
Department of Finance and Administration	0	3	3	0.85	0	2	2	0	0	0	2	2	0	0	0	0	0	0	0	0	0	0	0	0	
<b>FOREIGN AFFAIRS AND TRADE</b>																									
Department of Foreign Affairs and Trade	3	7	10	2.82	1	5	6	2	2	1	3	4	0	0	0	0	2	2	0	0	0	0	0	0	
<b>HEALTH AND AGEING</b>																									
Australian Community Pharmacy Authority	0	1	1	0.28	0	0	0	0	0	0	0	0	0	0	0	0	0	0	0	0	0	0	0	0	
Department of Health and Ageing	0	9	9	2.54	0	7	7	0	0	0	1	1	0	0	0	0	0	0	0	1	1	0	1	1	
Food Standards Australia New Zealand	0	1	1	0.28	0	1	1	0	0	0	0	0	0	0	0	0	0	0	0	0	0	0	0	0	

Appendix E: Internal Review - Applications and Results — [P = Personal, O = Other, T = Total]

AGENCY	Applications			% of Total Applications	Decisions Affirmed			Access Granted in Full			Partial Access Granted			Access Granted after Deferment			Access Granted in Another Form			Charges Reduced			Withdrawn Without Concession		
	P	O	T		P	O	T	P	O	T	P	O	T	P	O	T	P	O	T	P	O	T	P	O	T
<b>HUMAN SERVICES</b>																									
Centrelink	85	0	85	24.01	32	0	32	14	0	14	38	0	38	0	0	0	0	0	0	0	0	0	0	0	0
Department of Human Services	8	0	8	2.26	1	0	1	2	0	2	3	0	3	0	0	0	0	0	0	0	0	0	0	1	1
Medicare Australia	2	0	2	0.57	1	0	1	0	0	0	1	0	1	0	0	0	0	0	0	0	0	0	0	0	0
<b>IMMIGRATION AND CITIZENSHIP</b>																									
Department of Immigration and Citizenship	41	12	53	14.97	16	4	20	4	2	6	25	5	30	0	0	0	0	0	0	0	0	84	68	152	0
Indigenous Business Australia	4	1	5	1.41	0	1	1	0	0	0	0	0	0	0	0	0	0	0	0	0	0	0	0	0	0
Indigenous Land Corporation	0	2	2	0.57	0	2	2	0	0	0	0	0	0	0	0	0	0	0	0	0	0	0	0	0	0
Migration Review Tribunal	1	0	1	0.28	1	0	1	0	0	0	1	0	1	0	0	0	0	0	0	0	0	1	0	1	0
Refugee Review Tribunal	3	0	3	0.85	2	0	2	0	0	0	0	0	0	0	0	0	0	0	0	0	0	0	0	0	0

Appendix E: Internal Review - Applications and Results — [P = Personal, O = Other, T = Total]

AGENCY	Applications			% of Total Applications	Decisions Affirmed			Access Granted in Full			Partial Access Granted			Access Granted after Deferment			Access Granted in Another Form			Charges Reduced			Withdrawn Without Concession		
	P	O	T		P	O	T	P	O	T	P	O	T	P	O	T	P	O	T	P	O	T	P	O	T
<b>INDUSTRY, TOURISM AND RESOURCES</b>																									
Department of Industry, Tourism and Resources	0	1	1	0.28	0	0	0	0	0	0	1	1	0	0	0	0	0	0	0	0	0	0	0	0	0
Trade Marks Office	0	5	5	1.41	0	1	1	0	0	0	1	1	0	0	0	0	0	0	0	0	0	0	0	0	0
<b>PRIME MINISTER AND CABINET</b>																									
Australian Public Service Commission	0	1	1	0.28	0	1	1	0	0	0	0	0	0	0	0	0	0	0	0	0	0	0	0	0	0
Commonwealth Ombudsman	1	0	1	0.28	0	0	0	1	0	1	0	0	0	0	0	0	0	0	0	0	0	0	0	0	0
Department of the Prime Minister and Cabinet	0	1	1	0.28	0	2	2	0	0	0	0	0	0	0	0	0	0	0	0	0	0	0	0	0	0
<b>TRANSPORT AND REGIONAL SERVICES</b>																									
Airservices Australia	0	1	1	0.28	0	0	0	0	0	0	1	1	0	0	0	0	0	0	0	0	0	0	0	0	0
Australian Maritime Safety Authority	0	2	2	0.57	0	0	0	0	0	0	1	1	0	0	0	0	0	0	0	0	0	0	0	0	0

Appendix E: Internal Review - Applications and Results — [P = Personal, O = Other, T = Total]

AGENCY	Applications			% of Total Applications	Decisions Affirmed			Access Granted in Full			Partial Access Granted			Access Granted after Deferment			Access Granted in Another Form			Charges Reduced			Withdrawn Without Concession		
	P	O	T		P	O	T	P	O	T	P	O	T	P	O	T	P	O	T	P	O	T	P	O	T
Civil Aviation Safety Authority	0	0	0	0.00	0	1	1	0	0	0	0	0	0	0	0	0	0	0	0	0	0	3	0	3	
Department of Transport and Regional Services	0	3	3	0.85	0	2	2	0	0	0	0	2	2	0	0	0	0	0	0	0	0	0	1	1	
<b>TREASURY</b>																									
Australian Competition and Consumer Commission	0	4	4	1.13	0	3	3	0	0	0	0	0	0	0	0	0	0	0	0	0	0	0	1	1	
Australian Prudential Regulation Authority	0	1	1	0.28	0	1	1	0	0	0	0	0	0	0	0	0	0	0	0	0	0	0	0	0	
Australian Securities and Investments Commission	1	7	8	2.26	0	5	5	0	0	0	2	1	3	0	0	0	0	0	0	0	0	0	0	0	
Australian Taxation Office	6	34	40	11.30	2	7	9	1	3	4	1	10	11	0	0	0	0	0	0	0	0	0	0	0	
Department of the Treasury	0	3	3	0.85	0	1	1	0	0	0	0	2	2	0	0	0	0	0	0	0	0	0	0	0	
<b>VETERANS' AFFAIRS</b>																									
Department of Veterans' Affairs	10	0	10	2.82	6	0	6	2	0	2	2	0	2	0	0	0	0	0	2	0	2	0	0	0	
<b>TOTAL</b>	198	156	354	100	78	67	145	27	10	37	84	49	133	0	0	0	0	2	4	2	6	91	78	169	

AAT Review - Applications and Results

**Appendix F: AAT Review - Applications and Results\* — [P = Personal, O = Other, T = Total]**

\*Note: Zero statistics recorded for 'Access Granted in Full', 'Withdrawn Full Concession', 'Access Granted in Another Form' and 'Charges Reduced'.

AGENCY	Applications			% of Total Applications	Decisions Affirmed			Partial Access Granted			Withdrawn Without Concession			Withdrawn Part Concession			Delay Internal Review (ss55(3))			Decided No Jurisdiction			Delay Primary (ss56(1))		
	P	O	T		P	O	T	P	O	T	P	O	T	P	O	T	P	O	T	P	O	T	P	O	T
<b>ATTORNEY-GENERAL'S</b>																									
Attorney-General's Department	0	0	0	0	1	0	1	0	0	0	0	0	0	0	0	0	0	0	0	0	0	0	0	0	0
Australian Customs Service	0	0	0	0	1	0	1	1	0	1	0	0	0	0	0	0	0	0	0	0	0	0	0	0	0
Federal Court of Australia	4	0	4	7.14	0	0	0	0	0	1	0	1	0	0	0	0	0	0	0	0	0	0	0	0	0
High Court of Australia	0	1	1	1.79	0	0	0	0	0	0	0	0	0	0	0	0	0	0	0	0	0	0	0	0	0
Human Rights and Equal Opportunity Commission	2	0	2	3.57	0	0	0	0	0	0	1	1	0	0	0	0	0	0	0	0	0	0	0	0	0
<b>COMMUNICATIONS, INFORMATION TECHNOLOGY AND THE ARTS</b>																									
Australian Postal Corporation	2	1	3	5.36	0	0	0	0	0	0	0	0	0	0	0	0	0	0	0	0	0	0	0	0	0
Department of Communications, Information Technology and the Arts	0	4	4	7.14	0	0	0	0	0	0	0	0	0	0	0	0	0	0	0	0	0	0	0	0	0

AAT Review - Applications and Results

**Appendix F: AAT Review - Applications and Results\* — [P = Personal, O = Other, T = Total]**

\*Note: Zero statistics recorded for 'Access Granted in Full', 'Withdrawn Full Concession', 'Access Granted in Another Form' and 'Charges Reduced'.

AGENCY	Applications			% of Total Applications	Decisions Affirmed			Partial Access Granted			Withdrawn Without Concession			Withdrawn Part Concession			Delay Internal Review (ss55(3))			Decided No Jurisdiction			Delay Primary (ss56(1))		
	P	O	T		P	O	T	P	O	T	P	O	T	P	O	T	P	O	T	P	O	T	P	O	T
<b>DEFENCE</b>																									
Department of Defence	1	0	1	1.79	0	0	0	0	0	0	0	0	0	0	0	0	0	0	0	0	0	0	0	0	0
<b>EDUCATION, SCIENCE AND TRAINING</b>																									
Australian Research Council	0	0	0	0	0	0	0	1	1	0	0	0	0	0	0	0	0	0	0	0	0	0	0	0	0
Department of Education, Science and Training	1	1	2	3.57	0	0	0	0	0	0	0	0	0	0	0	0	0	0	0	0	0	0	0	0	0
<b>EMPLOYMENT AND WORKPLACE RELATIONS</b>																									
Department of Employment and Workplace Relations	0	1	1	1.79	0	1	1	0	0	0	0	0	0	0	0	0	0	0	0	0	0	0	0	0	0
<b>ENVIRONMENT AND WATER RESOURCES</b>																									
Department of the Environment and Water Resources	0	2	2	3.57	0	0	0	0	0	0	0	0	0	1	1	0	0	0	0	0	0	0	0	0	0

AAT Review - Applications and Results

**Appendix F: AAT Review - Applications and Results\* — [P = Personal, O = Other, T = Total]**

\*Note: Zero statistics recorded for 'Access Granted in Full', 'Withdrawn Full Concession', 'Access Granted in Another Form' and 'Charges Reduced'.

AGENCY	Applications			% of Total Applications	Decisions Affirmed			Partial Access Granted			Withdrawn Without Concession			Withdrawn Part Concession			Delay Internal Review (ss55(3))			Decided No Jurisdiction			Delay Primary (ss56(1))		
	P	O	T		P	O	T	P	O	T	P	O	T	P	O	T	P	O	T	P	O	T	P	O	T
<b>FAMILY, COMMUNITY SERVICES AND INDIGENOUS AFFAIRS</b>																									
Department of Families, Community Services and Indigenous Affairs	0	2	2	3.57	0	0	0	0	0	0	0	0	0	0	0	0	0	0	0	0	0	0	0	0	0
<b>FINANCE AND ADMINISTRATION</b>																									
Department of Finance and Administration	1	1	2	3.57	0	0	0	0	0	0	0	0	0	0	0	0	0	0	0	0	0	0	0	0	0
<b>HEALTH AND AGEING</b>																									
Department of Health and Ageing	0	4	4	7.14	1	0	1	0	0	0	0	0	0	0	0	0	0	0	0	0	0	0	0	0	0
<b>HUMAN SERVICES</b>																									
Centrelink	8	0	8	14.29	8	0	8	0	0	0	4	0	4	1	0	1	2	0	2	0	0	0	1	0	1
Department of Human Services	4	0	4	7.14	1	0	1	0	0	0	15	0	15	0	0	0	4	0	4	0	2	3	0	3	3

AAT Review - Applications and Results

**Appendix F: AAT Review - Applications and Results\* — [P = Personal, O = Other, T = Total]**

\*Note: Zero statistics recorded for 'Access Granted in Full', 'Withdrawn Full Concession', 'Access Granted in Another Form' and 'Charges Reduced'.

AGENCY	Applications			% of Total Applications	Decisions Affirmed			Partial Access Granted			Withdrawn Without Concession			Withdrawn Part Concession			Delay Internal Review (ss55(3))			Decided No Jurisdiction			Delay Primary (ss56(1))			
	P	O	T		P	O	T	P	O	T	P	O	T	P	O	T	P	O	T	P	O	T	P	O	T	
<b>IMMIGRATION AND CITIZENSHIP</b>																										
Department of Immigration and Citizenship	1	0	1	1.79	0	0	0	0	0	0	0	0	0	0	0	0	0	0	0	0	0	0	0	0	0	
<b>INDUSTRY, TOURISM AND RESOURCES</b>																										
Trade Marks Office	0	1	1	1.79	0	0	0	0	0	0	0	0	0	0	0	0	0	0	0	0	0	0	0	0	0	
<b>TRANSPORT AND REGIONAL SERVICES</b>																										
Airservices Australia	0	1	1	1.79	0	0	0	0	0	0	0	0	0	0	0	0	0	0	0	0	0	0	0	0	0	
Department of Transport and Regional Services	0	0	0	0	0	0	0	0	0	0	0	0	0	0	0	0	0	0	0	0	0	0	0	0	0	
<b>TREASURY</b>																										
Australian Competition and Consumer Commission	0	2	2	3.57	0	0	0	0	0	0	0	0	0	0	0	0	0	0	0	0	0	0	0	0	0	

AAT Review - Applications and Results

**Appendix F: AAT Review - Applications and Results\* — [P = Personal, O = Other, T = Total]**

\*Note: Zero statistics recorded for 'Access Granted in Full', 'Withdrawn Full Concession', 'Access Granted in Another Form' and 'Charges Reduced'.

AGENCY	Applications			% of Total Applications	Decisions Affirmed			Partial Access Granted			Withdrawn Without Concession			Withdrawn Part Concession			Delay Internal Review (ss55(3))			Decided No Jurisdiction			Delay Primary (ss56(1))		
	P	O	T		P	O	T	P	O	T	P	O	T	P	O	T	P	O	T	P	O	T	P	O	T
Australian Securities and Investments Commission	0	1	1	1.79	0	0	0	0	0	1	0	1	0	0	0	0	0	0	0	0	0	0	0	0	0
Australian Taxation Office	0	4	4	7.14	0	1	1	0	1	0	1	1	0	0	0	0	0	0	0	0	0	0	2	2	0
Department of the Treasury	0	4	4	7.14	0	0	0	1	1	0	3	3	0	0	0	0	0	0	0	0	0	0	0	0	0
<b>VETERANS' AFFAIRS</b>																									
Department of Veterans' Affairs	2	0	2	3.57	0	0	0	0	0	0	0	0	0	0	0	0	0	0	0	0	0	0	0	0	0
<b>TOTAL</b>	26	30	56	100	12	2	14	1	3	4	21	6	27	1	2	3	6	1	7	0	2	4	2	6	0

## AAT Review - Applications

### Appendix G: AAT Review - Applications\*

\*Note: This information is supplied by the Administrative Appeals Tribunal

AGENCY	Total Applications	% of Applications
Australian Taxation Office	32	26.67
Centrelink	13	10.83
Child Support Agency	11	9.17
Department of Immigration and Citizenship/Minister for Immigration and Citizenship	11	9.17
Department of Communications, Information Technology and the Arts	4	3.33
Department of Health and Ageing	4	3.33
Human Rights and Equal Opportunity Commission	4	3.33
Australian Competition and Consumer Commission	3	2.50
Australian Postal Corporation	3	2.50
Department of Defence	3	2.50
Department of Finance and Administration	3	2.50
Department of Veterans' Affairs	3	2.50
Federal Court of Australia	3	2.50
Indigenous Business Australia	3	2.50
The Treasury	3	2.50
Department of Education, Science and Training	2	1.67
Department of Families, Community Services and Indigenous Affairs	2	1.67
Department of the Environment and Water Resources	2	1.67
Airservices Australia	1	0.83
Australian Maritime Safety Authority	1	0.83
Australian Securities and Investments Commission	1	0.83
ComSuper	1	0.83
Department of Agriculture, Fisheries and Forestry	1	0.83
Department of Employment and Workplace Relations	1	0.83
High Court of Australia	1	0.83
IP Australia	1	0.83
Medicare Australia	1	0.83
Migration Review Tribunal	1	0.83
Telstra Corporation Limited	1	0.83
<b>TOTAL</b>	<b>120</b>	<b>100</b>

Amendment of Personal Records - Primary Request Result

**Appendix H: Amendment of Personal Records - Primary Request Result**

<b>AGENCY</b>	<b>s48 Requests Received</b>	<b>Primary Requests Granted - Altered</b>	<b>Primary Requests Granted - Notated</b>	<b>Primary Requests Granted - Altered &amp; Notated</b>	<b>Primary Requests Refused</b>
Australian Federal Police	2	0	1	0	1
Australian National University	1	0	0	0	1
Australian Postal Corporation	1	0	1	0	0
Australian Taxation Office	1	0	0	0	1
Centrelink	32	3	8	5	14
Commonwealth Ombudsman	1	0	1	0	0
Department of Defence	17	6	2	0	5
Department of Employment and Workplace Relations	2	0	0	1	1
Department of Human Services	3	0	1	0	1
Department of Immigration and Citizenship	1317	519	64	185	524
Department of Veterans' Affairs	1	0	1	0	0
Social Security Appeals Tribunal	1	0	0	0	1
<b>TOTAL</b>	<b>1379</b>	<b>528</b>	<b>79</b>	<b>191</b>	<b>549</b>

Note: The number of requests determined (1347) differs from the number of requests received (1379). This is due to timing differences of requests received and requests determined among other reporting difficulties.

Response Time - Amendment of Personal Records - Primary Requests

**Appendix I: Response Time - Amendment of Personal Records - Primary Requests**

<b>AGENCY</b>	<b>s48 Requests</b>	<b>0-30 Days</b>	<b>31-60 Days</b>	<b>Over 60 Days</b>
Australia Council for the Arts	0	4	0	0
Australian Federal Police	2	1	1	0
Australian Maritime Safety Authority	0	0	1	1
Australian National University	1	1	0	0
Australian Postal Corporation	1	1	0	0
Australian Taxation Office	1	1	0	0
Centrelink	32	25	5	0
Civil Aviation Safety Authority	0	13	0	0
Commonwealth Ombudsman	1	1	0	0
Department of Defence	17	4	7	4
Department of Employment and Workplace Relations	2	2	0	0
Department of Human Services	3	2	1	0
Department of Immigration and Citizenship	1317	207	190	966
Department of Veterans' Affairs	1	0	0	1
Indigenous Business Australia	0	5	0	0
Indigenous Land Corporation	0	2	0	0
Social Security Appeals Tribunal	1	1	0	0
<b>TOTAL</b>	<b>1379</b>	<b>270</b>	<b>205</b>	<b>972</b>

Note: The number of requests responded to in the reporting year by an agency often differs from the number of requests received. This is due to timing so that requests received in one reporting year are responded to in the following reporting year.

Amendment of Personal Records - Internal Review Result

**Appendix J: Amendment of Personal Records - Internal Review Result**

<b>AGENCY</b>	<b>s48 Requests</b>	<b>Internal Review Requests</b>	<b>Granted - Alter</b>	<b>Granted - Notate</b>	<b>Granted - Alter &amp; Notate</b>	<b>Total Granted</b>	<b>Refused</b>
Australian Federal Police	2	0	0	0	0	0	0
Australian National University	1	0	0	0	0	0	0
Australian Postal Corporation	1	1	0	0	0	0	0
Australian Taxation Office	1	0	0	0	0	0	0
Centrelink	32	4	1	0	1	2	1
Commonwealth Ombudsman	1	0	0	0	0	0	0
Department of Defence	17	1	0	0	0	0	0
Department of Employment and Workplace Relations	2	0	0	0	0	0	0
Department of Health and Ageing	0	0	2	0	0	2	0
Department of Human Services	3	6	0	1	0	1	0
Department of Immigration and Citizenship	1317	54	25	3	6	34	15
Department of Veterans' Affairs	1	0	0	0	0	0	0
Indigenous Business Australia	0	3	0	0	0	0	1
Indigenous Land Corporation	0	2	0	0	0	0	2
Social Security Appeals Tribunal	1	0	0	0	0	0	0
<b>TOTAL</b>	<b>1379</b>	<b>71</b>	<b>28</b>	<b>4</b>	<b>7</b>	<b>39</b>	<b>19</b>

Amendment of Personal Records - AAT Review Result

**Appendix K: Amendment of Personal Records - AAT Review Result**

<b>AGENCY</b>	<b>s48 Requests</b>	<b>AAT Reviews</b>	<b>Granted - Alter</b>	<b>Granted - Notate</b>	<b>Granted - Alter &amp; Notate</b>	<b>Total Granted</b>	<b>Refused</b>
Australian Federal Police	2	0	0	0	0	0	0
Australian National University	1	0	0	0	0	0	0
Australian Postal Corporation	1	0	0	0	0	0	0
Australian Research Council	0	1	0	0	0	0	0
Australian Taxation Office	1	0	0	0	0	0	0
Centrelink	32	0	0	0	0	0	0
Commonwealth Ombudsman	1	0	0	0	0	0	0
Department of Defence	17	0	1	0	0	1	0
Department of Employment and Workplace Relations	2	0	0	0	0	0	0
Department of Human Services	3	1	0	0	0	0	0
Department of Immigration and Citizenship	1317	0	0	0	0	0	0
Department of Veterans' Affairs	1	0	0	0	0	0	0
Social Security Appeals Tribunal	1	0	0	0	0	0	0
<b>TOTALS</b>	<b>1379</b>	<b>2</b>	<b>1</b>	<b>0</b>	<b>0</b>	<b>1</b>	<b>0</b>

Summary of Costs of FOI Reported by Agencies

**Appendix L: Summary of All Costs of FOI Reported by Agencies**

AGENCY	Requests Received	Staff-Years	Salary Costs (plus 60% Related Costs)	Non-Labour Costs	Average Staff-Days per Request	Average Cost per Request	TOTAL COSTS
Department of Immigration and Citizenship	14917	50.6	\$4,597,208	\$162,459	0.90	\$319	\$4,759,667
Centrelink	12074	32.67	\$2,910,591	\$191,475	0.72	\$257	\$3,102,066
Australian Taxation Office	847	15.61	\$1,416,264	\$1,626,495	4.90	\$3,592	\$3,042,759
Department of Human Services	333	12.84	\$1,294,181	\$222,735	10.26	\$4,555	\$1,516,916
Department of Veterans' Affairs	7150	14.95	\$1,304,252	\$90,801	0.56	\$195	\$1,395,053
Department of Defence	183	10.4	\$951,770	\$276,846	15.12	\$6,714	\$1,228,616
Australian Federal Police	194	9.5	\$1,025,302	\$97,535	13.03	\$5,788	\$1,122,837
Department of Foreign Affairs and Trade	105	9.01	\$958,890	\$84,570	22.83	\$9,938	\$1,043,460
Department of Health and Ageing	149	5.58	\$535,240	\$242,706	9.96	\$5,221	\$777,946
Department of Employment and Workplace Relations	146	4.16	\$398,744	\$170,743	7.58	\$3,901	\$569,487
Department of the Prime Minister and Cabinet	46	2.45	\$245,170	\$149,197	14.17	\$8,573	\$394,367
Department of the Treasury	26	1.55	\$166,475	\$166,682	15.86	\$12,814	\$333,157
Australian Postal Corporation	61	3.15	\$284,256	\$47,528	13.74	\$5,439	\$331,784
Trade Marks Office	702	3.08	\$287,786	\$33,436	1.17	\$458	\$321,222
Department of Education, Science and Training	46	2.56	\$254,983	\$52,996	14.80	\$6,695	\$307,979
Department of Families, Community Services and Indigenous Affairs	23	1.7	\$148,175	\$157,062	19.66	\$13,271	\$305,237
Department of Finance and Administration	32	2.7	\$264,509	\$33,124	22.44	\$9,301	\$297,633
Attorney-General's Department	59	3	\$270,720	\$13,105	13.53	\$4,811	\$283,825
Australian Transaction Reports and Analysis Centre (AUSTRAC)	62	2.21	\$250,665	\$373	9.48	\$4,049	\$251,038
Australian Pesticides and Veterinary Medicines Authority	13	2.53	\$235,401	\$8,785	51.77	\$18,784	\$244,186
Department of Agriculture, Fisheries and Forestry	38	1.48	\$146,189	\$91,356	10.36	\$6,251	\$237,545
Department of Transport and Regional Services	39	2.28	\$232,976	\$4,280	15.55	\$6,083	\$237,256

Summary of Costs of FOI Reported by Agencies

**Appendix L: Summary of All Costs of FOI Reported by Agencies**

AGENCY	Requests Received	Staff-Years	Salary Costs (plus 60% Related Costs)	Non-Labour Costs	Average Staff-Days per Request	Average Cost per Request	TOTAL COSTS
Australian Securities and Investments Commission	80	1.91	\$207,939	\$24,180	6.35	\$2,901	\$232,119
Department of the Environment and Water Resources	33	1.89	\$221,565	\$2,485	15.23	\$6,789	\$224,050
Medicare Australia	13	1.99	\$215,295	\$8,570	40.72	\$17,220	\$223,865
Australian Competition and Consumer Commission	30	1.81	\$184,076	\$35,111	16.05	\$7,306	\$219,187
Commonwealth Ombudsman	34	1.54	\$180,139	\$8,786	12.05	\$5,557	\$188,925
Department of Industry, Tourism and Resources	21	1.52	\$159,071	\$15,500	19.25	\$8,313	\$174,571
Department of Communications, Information Technology and the Arts	29	0.75	\$85,096	\$63,490	6.88	\$5,124	\$148,586
Australian Customs Service	38	1.48	\$138,517	\$6,196	10.36	\$3,808	\$144,713
Indigenous Business Australia	1	0	\$0	\$113,066	0.00	\$113,066	\$113,066
Australian Research Council	1	0.5	\$79,784	\$16,508	133.00	\$96,292	\$96,292
Civil Aviation Safety Authority	46	1.03	\$94,307	\$1,750	5.96	\$2,088	\$96,057
Australian Communications and Media Authority	38	0.72	\$62,220	\$150	5.04	\$1,641	\$62,370
Tourism Australia	6	0.35	\$52,710	\$7,100	15.52	\$9,968	\$59,810
Refugee Review Tribunal	408	0.35	\$30,561	\$26,135	0.23	\$139	\$56,696
Prime Minister	19	0.57	\$52,655	\$0	7.98	\$2,771	\$52,655
Commonwealth Scientific and Industrial Research Organisation (CSIRO)	8	0.5	\$45,120	\$430	16.63	\$5,694	\$45,550
Airservices Australia	11	0.41	\$38,359	\$5,822	9.91	\$4,016	\$44,181
Military Superannuation and Benefits Board of Trustees No.1	50	0.37	\$36,135	\$3,431	1.97	\$791	\$39,566
Defence Force Retirement and Death Benefits Authority	26	0.27	\$26,326	\$3,113	2.76	\$1,132	\$29,439
Australian Fisheries Management Authority	13	0.09	\$11,987	\$15,962	1.84	\$2,150	\$27,949
Australian Prudential Regulation Authority	9	0.25	\$26,850	\$301	7.39	\$3,017	\$27,151
Office of Workplace Services	16	0.18	\$25,176	\$1,670	2.99	\$1,678	\$26,846

Summary of Costs of FOI Reported by Agencies

**Appendix L: Summary of All Costs of FOI Reported by Agencies**

AGENCY	Requests Received	Staff-Years	Salary Costs (plus 60% Related Costs)	Non-Labour Costs	Average Staff-Days per Request	Average Cost per Request	TOTAL COSTS
Migration Review Tribunal	259	0.18	\$15,751	\$10,212	0.18	\$100	\$25,963
Federal Court of Australia	5	0.09	\$14,845	\$10,062	4.79	\$4,981	\$24,907
PSS Scheme (ARIA)	30	0.23	\$21,932	\$2,159	2.04	\$803	\$24,091
Crimtrac	1	0.05	\$4,904	\$18,887	13.30	\$23,791	\$23,791
Commissioner for Superannuation	1	0.24	\$22,658	\$260	63.84	\$22,918	\$22,918
Australian Electoral Commission	17	0.18	\$21,671	\$1,205	2.82	\$1,346	\$22,876
Director of Public Prosecutions	7	0.18	\$21,893	\$558	6.84	\$3,207	\$22,451
National Library of Australia	1	0.04	\$5,147	\$16,962	10.64	\$22,109	\$22,109
Office of the Federal Privacy Commissioner	14	0.2	\$20,337	\$1,095	3.80	\$1,531	\$21,432
Insolvency and Trustee Service Australia	12	0.15	\$17,106	\$2,100	3.32	\$1,600	\$19,206
CSS Scheme (ARIA)	56	0.15	\$14,321	\$2,526	0.71	\$301	\$16,847
Australian Industrial Registry	1	0.07	\$9,063	\$6,984	18.62	\$16,047	\$16,047
Food Standards Australia New Zealand	9	0.16	\$15,583	\$240	4.73	\$1,758	\$15,823
Australian Film Commission	1	0.06	\$6,951	\$8,762	15.96	\$15,713	\$15,713
Australian Broadcasting Corporation	10	0.1	\$14,571	\$10	2.66	\$1,458	\$14,581
Workplace Authority	8	0.12	\$14,328	\$0	3.99	\$1,791	\$14,328
Great Barrier Reef Marine Park Authority	3	0.12	\$12,404	\$855	10.64	\$4,420	\$13,259
Australian Crime Commission	2	0.03	\$2,707	\$8,353	3.99	\$5,530	\$11,060
National Capital Authority	4	0.11	\$10,319	\$350	7.32	\$2,667	\$10,669
Australian Sports Commission	2	0.1	\$9,024	\$15	13.30	\$4,520	\$9,039
Australian Community Pharmacy Authority	3	0.07	\$7,892	\$85	6.21	\$2,659	\$7,977
Australian Sports Anti-Doping Authority	6	0.05	\$4,512	\$3,423	2.22	\$1,323	\$7,935

Summary of Costs of FOI Reported by Agencies

**Appendix L: Summary of All Costs of FOI Reported by Agencies**

AGENCY	Requests Received	Staff Years	Salary Costs (plus 60% Related Costs)	Non-Labour Costs	Average Staff-Days per Request	Average Cost per Request	TOTAL COSTS
Social Security Appeals Tribunal	4	0.06	\$5,414	\$2,244	3.99	\$1,915	\$7,658
Human Rights and Equal Opportunity Commission	17	0.06	\$6,061	\$1,086	0.94	\$420	\$7,147
Comcare	11	0.06	\$6,598	\$357	1.45	\$632	\$6,955
Australian Commission for Law Enforcement Integrity	0	0.04	\$4,754	\$1,650	0.00	\$0	\$6,404
High Court of Australia	2	0.05	\$5,480	\$0	6.65	\$2,740	\$5,480
Australian Trade Commission (Austrade)	3	0.04	\$4,970	\$509	3.55	\$1,826	\$5,479
Special Broadcasting Service Corporation	3	0.06	\$5,238	\$83	5.32	\$1,774	\$5,321
Australia Council for the Arts	2	0.02	\$2,197	\$2,520	2.66	\$2,359	\$4,717
Australian Law Reform Commission	2	0.04	\$4,577	\$27	5.32	\$2,302	\$4,604
Office of the Australian Building and Construction Commissioner	1	0.01	\$902	\$3,360	2.66	\$4,262	\$4,262
Australian Nuclear Science and Technology Organisation	1	0.03	\$4,244	\$7	7.98	\$4,251	\$4,251
Wheat Export Authority	0	0.03	\$4,244	\$0	0.00	\$0	\$4,244
Australian Maritime Safety Authority	7	0.04	\$4,002	\$211	1.52	\$602	\$4,213
National Health and Medical Research Council	3	0.03	\$4,067	\$7	2.66	\$1,358	\$4,074
Australian War Memorial	1	0.02	\$2,950	\$1,119	5.32	\$4,069	\$4,069
Minister for Families, Community Services and Indigenous Affairs	1	0.02	\$2,950	\$987	5.32	\$3,937	\$3,937
Defence Housing Australia	2	0.02	\$2,197	\$1,050	2.66	\$1,624	\$3,247
National Archives of Australia	0	0.03	\$3,100	\$23	0.00	\$0	\$3,123
Office of Parliamentary Counsel	0	0.02	\$2,950	\$0	0.00	\$0	\$2,950
Merit Protection Commissioner	2	0.02	\$2,589	\$173	2.66	\$1,381	\$2,762
Grains Research and Development Corporation	0	0.02	\$2,197	\$300	0.00	\$0	\$2,497
Official Secretary to the Governor-General	1	0.02	\$2,197	\$5	5.32	\$2,202	\$2,202

Summary of Costs of FOI Reported by Agencies

**Appendix L: Summary of All Costs of FOI Reported by Agencies**

AGENCY	Requests Received	Staff-Years	Salary Costs (plus 60% Related Costs)	Non-Labour Costs	Average Staff-Days per Request	Average Cost per Request	TOTAL COSTS
Australian Bureau of Statistics	1	0.02	\$2,197	\$1	5.32	\$2,198	\$2,198
Australian National University	5	0.02	\$1,805	\$165	1.06	\$394	\$1,970
Sugar Research and Development Corporation	1	0.01	\$902	\$950	2.66	\$1,852	\$1,852
National Museum of Australia	1	0	\$0	\$1,768	0.00	\$1,768	\$1,768
Australian Public Service Commission	1	0.01	\$1,295	\$4	2.66	\$1,299	\$1,299
Federal Magistrates Court	3	0.01	\$902	\$200	0.89	\$367	\$1,102
Superannuation Complaints Tribunal	1	0.01	\$902	\$50	2.66	\$952	\$952
Veterans' Review Board	2	0.01	\$902	\$32	1.33	\$467	\$934
Family Court of Australia	3	0.01	\$902	\$6	0.89	\$303	\$908
Cotton Research and Development Corporation	0	0.01	\$902	\$0	0.00	\$0	\$902
National Blood Authority	1	0.01	\$902	\$0	2.66	\$902	\$902
Sydney Harbour Federation Trust	1	0.01	\$902	\$0	2.66	\$902	\$902
Indigenous Land Corporation	2	0	\$0	\$88	0.00	\$44	\$88
Reserve Bank of Australia	4	0	\$0	\$55	0.00	\$14	\$55
National Competition Council	1	0	\$0	\$23	0.00	\$23	\$23
Private Health Insurance Administration Council	1	0	\$0	\$15	0.00	\$15	\$15
RAAF Veterans' Residence Trust Fund	0	0	\$0	\$5	0.00	\$0	\$5
Office of the Registrar of Aboriginal & Torres Strait Islander Corp'ns	2	0	\$0	\$1	0.00	\$1	\$1
5 Central Committees established under Tradesmen's Rights Act 1946	0	0	\$0	\$0	0.00	\$0	\$0
Aboriginal Hostels Limited	0	0	\$0	\$0	0.00	\$0	\$0
Aboriginals Benefit Account Advisory Committee	0	0	\$0	\$0	0.00	\$0	\$0
Acute Care Advisory Committee	0	0	\$0	\$0	0.00	\$0	\$0

Summary of Costs of FOI Reported by Agencies

**Appendix L: Summary of All Costs of FOI Reported by Agencies**

AGENCY	Requests Received	Staff-Years	Salary Costs (plus 60% Related Costs)	Non-Labour Costs	Average Staff-Days per Request	Average Cost per Request	TOTAL COSTS
Administrative Appeals Tribunal	1	0	\$0	\$0	0.00	\$0	\$0
Administrative Review Council	0	0	\$0	\$0	0.00	\$0	\$0
Aged Care Commissioner of Complaints	0	0	\$0	\$0	0.00	\$0	\$0
Aged Care Planning Advisory Committees	0	0	\$0	\$0	0.00	\$0	\$0
Albury-Wodonga Development Corporation	0	0	\$0	\$0	0.00	\$0	\$0
Anglo-Australian Telescope Board	0	0	\$0	\$0	0.00	\$0	\$0
Army & Air Force Canteen Service Board T/A Frontline Defence Services	0	0	\$0	\$0	0.00	\$0	\$0
Attorney-General	0	0	\$0	\$0	0.00	\$0	\$0
Australian Accounting Standards Board	0	0	\$0	\$0	0.00	\$0	\$0
Australian Centre for International Agricultural Research	0	0	\$0	\$0	0.00	\$0	\$0
Australian Commission on Safety and Quality in Health Care	1	0	\$0	\$0	0.00	\$0	\$0
Australian Competition Tribunal	0	0	\$0	\$0	0.00	\$0	\$0
Australian Drug Evaluation Committee	0	0	\$0	\$0	0.00	\$0	\$0
Australian Film, Television and Radio School	0	0	\$0	\$0	0.00	\$0	\$0
Australian Hearing	0	0	\$0	\$0	0.00	\$0	\$0
Australian Institute of Aboriginal and Torres Strait Islander Studies	0	0	\$0	\$0	0.00	\$0	\$0
Australian Institute of Criminology	0	0	\$0	\$0	0.00	\$0	\$0
Australian Institute of Family Studies	0	0	\$0	\$0	0.00	\$0	\$0
Australian Institute of Health and Welfare	0	0	\$0	\$0	0.00	\$0	\$0
Australian Institute of Marine Science	0	0	\$0	\$0	0.00	\$0	\$0
Australian Landcare Council	0	0	\$0	\$0	0.00	\$0	\$0
Australian Maritime College	0	0	\$0	\$0	0.00	\$0	\$0

Summary of Costs of FOI Reported by Agencies

**Appendix L: Summary of All Costs of FOI Reported by Agencies**

AGENCY	Requests Received	Staff-Years	Salary Costs (plus 60% Related Costs)	Non-Labour Costs	Average Staff-Days per Request	Average Cost per Request	TOTAL COSTS
Australian Military Forces Relief Trust Fund	0	0	\$0	\$0	0.00	\$0	\$0
Australian National Maritime Museum	0	0	\$0	\$0	0.00	\$0	\$0
Australian Office of Financial Management	0	0	\$0	\$0	0.00	\$0	\$0
Australian Radiation Protection and Nuclear Safety Agency	0	0	\$0	\$0	0.00	\$0	\$0
Australian Statistics Advisory Council	0	0	\$0	\$0	0.00	\$0	\$0
Australian Wine and Brandy Corporation	0	0	\$0	\$0	0.00	\$0	\$0
Bureau of Meteorology	1	0	\$0	\$0	0.00	\$0	\$0
Classification Board	0	0	\$0	\$0	0.00	\$0	\$0
Classification Review Board	0	0	\$0	\$0	0.00	\$0	\$0
Coal Mining Industry (Long Service Leave Funding) Corporation	0	0	\$0	\$0	0.00	\$0	\$0
Commonwealth Grants Commission	0	0	\$0	\$0	0.00	\$0	\$0
Companies Auditors and Liquidators Disciplinary Board	0	0	\$0	\$0	0.00	\$0	\$0
Complementary Medicines Evaluation Committee	0	0	\$0	\$0	0.00	\$0	\$0
Copyright Tribunal of Australia	0	0	\$0	\$0	0.00	\$0	\$0
Corporations and Markets Advisory Committee	0	0	\$0	\$0	0.00	\$0	\$0
Criminology Research Council	0	0	\$0	\$0	0.00	\$0	\$0
Dairy Adjustment Authority	0	0	\$0	\$0	0.00	\$0	\$0
Defence Force Discipline Appeal Tribunal	0	0	\$0	\$0	0.00	\$0	\$0
Defence Force Remuneration Tribunal	0	0	\$0	\$0	0.00	\$0	\$0
Designs Office	1	0	\$0	\$0	0.00	\$0	\$0
Director Of National Parks	0	0	\$0	\$0	0.00	\$0	\$0
Equal Opportunity for Women in the Workplace Agency	0	0	\$0	\$0	0.00	\$0	\$0

Summary of Costs of FOI Reported by Agencies

**Appendix L: Summary of All Costs of FOI Reported by Agencies**

AGENCY	Requests Received	Staff-Years	Salary Costs (plus 60% Related Costs)	Non-Labour Costs	Average Staff-Days per Request	Average Cost per Request	TOTAL COSTS
Export Finance and Insurance Corporation	0	0	\$0	\$0	0.00	\$0	\$0
Family Law Council	0	0	\$0	\$0	0.00	\$0	\$0
Federal Police Disciplinary Tribunal	0	0	\$0	\$0	0.00	\$0	\$0
Financial Reporting Council	0	0	\$0	\$0	0.00	\$0	\$0
Fisheries Research and Development Corporation	0	0	\$0	\$0	0.00	\$0	\$0
Forest and Wood Products Council	0	0	\$0	\$0	0.00	\$0	\$0
Forest and Wood Products Research and Development Corporation	0	0	\$0	\$0	0.00	\$0	\$0
Future Fund Management Agency	0	0	\$0	\$0	0.00	\$0	\$0
Gene Technology Regulator	0	0	\$0	\$0	0.00	\$0	\$0
General Practice Recognition Appeal Committee	0	0	\$0	\$0	0.00	\$0	\$0
General Practice Recognition Eligibility Committee	0	0	\$0	\$0	0.00	\$0	\$0
Grape and Wine Research and Development Corporation	0	0	\$0	\$0	0.00	\$0	\$0
Inspector-General of Taxation	0	0	\$0	\$0	0.00	\$0	\$0
Land and Water Australia	1	0	\$0	\$0	0.00	\$0	\$0
Medical Benefits (Dental Practitioners) Advisory Committee	0	0	\$0	\$0	0.00	\$0	\$0
Medical Benefits (Dental Practitioners) Appeal Committee	0	0	\$0	\$0	0.00	\$0	\$0
Medical Device Evaluation Committee	0	0	\$0	\$0	0.00	\$0	\$0
Medical Training Review Panel	0	0	\$0	\$0	0.00	\$0	\$0
Medicare Benefits Advisory Committee	0	0	\$0	\$0	0.00	\$0	\$0
Medicare Participation Review Committees	0	0	\$0	\$0	0.00	\$0	\$0
Medicines Evaluation Committee	0	0	\$0	\$0	0.00	\$0	\$0
Military Rehabilitation and Compensation Commission	0	0	\$0	\$0	0.00	\$0	\$0

Summary of Costs of FOI Reported by Agencies

**Appendix L: Summary of All Costs of FOI Reported by Agencies**

AGENCY	Requests Received	Staff-Years	Salary Costs (plus 60% Related Costs)	Non-Labour Costs	Average Staff-Days per Request	Average Cost per Request	TOTAL COSTS
Minister for Ageing	0	0	\$0	\$0	0.00	\$0	\$0
Minister for Agriculture, Fisheries and Forestry	0	0	\$0	\$0	0.00	\$0	\$0
Minister for Communications, Information Technology and the Arts	3	0	\$0	\$0	0.00	\$0	\$0
Minister for Community Services	0	0	\$0	\$0	0.00	\$0	\$0
Minister for Defence	0	0	\$0	\$0	0.00	\$0	\$0
Minister for Education, Science and Training	0	0	\$0	\$0	0.00	\$0	\$0
Minister for Employment and Workplace Relations	0	0	\$0	\$0	0.00	\$0	\$0
Minister for Finance and Administration	0	0	\$0	\$0	0.00	\$0	\$0
Minister for Fisheries, Forestry and Conservation	1	0	\$0	\$0	0.00	\$0	\$0
Minister for Foreign Affairs	1	0	\$0	\$0	0.00	\$0	\$0
Minister for Health and Ageing	0	0	\$0	\$0	0.00	\$0	\$0
Minister for Human Services	0	0	\$0	\$0	0.00	\$0	\$0
Minister for Immigration and Citizenship	0	0	\$0	\$0	0.00	\$0	\$0
Minister for Industry, Tourism and Resources	0	0	\$0	\$0	0.00	\$0	\$0
Minister for Justice and Customs	0	0	\$0	\$0	0.00	\$0	\$0
Minister for Local Government, Territories and Roads	0	0	\$0	\$0	0.00	\$0	\$0
Minister for Revenue	0	0	\$0	\$0	0.00	\$0	\$0
Minister for Small Business and Tourism	0	0	\$0	\$0	0.00	\$0	\$0
Minister for the Arts and Sport	0	0	\$0	\$0	0.00	\$0	\$0
Minister for the Environment and Water Resources	0	0	\$0	\$0	0.00	\$0	\$0
Minister for Trade	0	0	\$0	\$0	0.00	\$0	\$0
Minister for Transport and Regional Services	0	0	\$0	\$0	0.00	\$0	\$0

Summary of Costs of FOI Reported by Agencies

**Appendix L: Summary of All Costs of FOI Reported by Agencies**

AGENCY	Requests Received	Staff-Years	Salary Costs (plus 60% Related Costs)	Non-Labour Costs	Average Staff-Days per Request	Average Cost per Request	TOTAL COSTS
Minister for Veterans' Affairs	1	0	\$0	\$0	0.00	\$0	\$0
Minister for Vocational and Further Education	0	0	\$0	\$0	0.00	\$0	\$0
Minister for Workforce Participation	0	0	\$0	\$0	0.00	\$0	\$0
Murray-Darling Basin Commission	0	0	\$0	\$0	0.00	\$0	\$0
National Drugs and Poisons Schedule Committee	0	0	\$0	\$0	0.00	\$0	\$0
National Gallery of Australia	1	0	\$0	\$0	0.00	\$0	\$0
National Industrial Chemicals Notification & Assessment Scheme	0	0	\$0	\$0	0.00	\$0	\$0
National Native Title Tribunal	0	0	\$0	\$0	0.00	\$0	\$0
National Pathology Accreditation Advisory Council	0	0	\$0	\$0	0.00	\$0	\$0
National Rural Advisory Council	0	0	\$0	\$0	0.00	\$0	\$0
NEPC Service Corporation	0	0	\$0	\$0	0.00	\$0	\$0
Office of Australian War Graves	0	0	\$0	\$0	0.00	\$0	\$0
Office of Film and Literature Classification	0	0	\$0	\$0	0.00	\$0	\$0
Office of the Renewable Energy Regulator	0	0	\$0	\$0	0.00	\$0	\$0
Offshore Minerals Joint Authority	0	0	\$0	\$0	0.00	\$0	\$0
Overseas Specialist Advisory Committees - All States/Territories	0	0	\$0	\$0	0.00	\$0	\$0
Parliamentary Secretary to Min. for Immigration and Citizenship	0	0	\$0	\$0	0.00	\$0	\$0
Parliamentary Secretary to the Min. for Agriculture, Fish. & Forestry	0	0	\$0	\$0	0.00	\$0	\$0
Parliamentary Secretary to the Min. for Industry, Tourism & Resources	0	0	\$0	\$0	0.00	\$0	\$0
Parliamentary Secretary to the Minister for Defence	0	0	\$0	\$0	0.00	\$0	\$0
Parliamentary Secretary to the Minister for Finance and Administration	0	0	\$0	\$0	0.00	\$0	\$0
Parliamentary Secretary to the Minister for Foreign Affairs	0	0	\$0	\$0	0.00	\$0	\$0

Summary of Costs of FOI Reported by Agencies

**Appendix L: Summary of All Costs of FOI Reported by Agencies**

AGENCY	Requests Received	Staff-Years	Salary Costs (plus 60% Related Costs)	Non-Labour Costs	Average Staff-Days per Request	Average Cost per Request	TOTAL COSTS
Parliamentary Secretary to the Minister for Health and Ageing	0	0	\$0	\$0	0.00	\$0	\$0
Parliamentary Secretary to the Prime Minister	0	0	\$0	\$0	0.00	\$0	\$0
Parliamentary Secretary to the Treasurer	0	0	\$0	\$0	0.00	\$0	\$0
Part'y Secretary to the Min. for the Environment & Water Resources	0	0	\$0	\$0	0.00	\$0	\$0
Part'y Secretary to the Minister for Education, Science and Training	0	0	\$0	\$0	0.00	\$0	\$0
Patent and Trade Marks Attorneys Disciplinary Tribunal	0	0	\$0	\$0	0.00	\$0	\$0
Patent Office	0	0	\$0	\$0	0.00	\$0	\$0
Pathology Services Table Committee	0	0	\$0	\$0	0.00	\$0	\$0
Pharmaceutical Benefits Advisory Committee	0	0	\$0	\$0	0.00	\$0	\$0
Pharmaceutical Benefits Remuneration Tribunal	0	0	\$0	\$0	0.00	\$0	\$0
Pharmaceutical Services Committees of Inquiry	0	0	\$0	\$0	0.00	\$0	\$0
Plant Breeder's Rights Advisory Committee	0	0	\$0	\$0	0.00	\$0	\$0
Private Health Insurance Ombudsman	0	0	\$0	\$0	0.00	\$0	\$0
Productivity Commission	0	0	\$0	\$0	0.00	\$0	\$0
Professional Services Review Scheme	0	0	\$0	\$0	0.00	\$0	\$0
Professional Standards Board for Patent and Trade Marks Attorneys	0	0	\$0	\$0	0.00	\$0	\$0
Public Lending Right Committee	0	0	\$0	\$0	0.00	\$0	\$0
RAN Central Canteens Fund	0	0	\$0	\$0	0.00	\$0	\$0
RAN Relief Trust Fund	0	0	\$0	\$0	0.00	\$0	\$0
Registration Committee	0	0	\$0	\$0	0.00	\$0	\$0
Remuneration Tribunal	0	0	\$0	\$0	0.00	\$0	\$0
Repatriation Commission	0	0	\$0	\$0	0.00	\$0	\$0

Summary of Costs of FOI Reported by Agencies

**Appendix L: Summary of All Costs of FOI Reported by Agencies**

AGENCY	Requests Received	Staff-Years	Salary Costs (plus 60% Related Costs)	Non-Labour Costs	Average Staff-Days per Request	Average Cost per Request	TOTAL COSTS
Repatriation Medical Authority	0	0	\$0	\$0	0.00	\$0	\$0
Royal Australian Air Force Welfare Trust Fund	0	0	\$0	\$0	0.00	\$0	\$0
Rural Industries Research and Development Corporation	0	0	\$0	\$0	0.00	\$0	\$0
Safety Rehabilitation and Compensation Committee	0	0	\$0	\$0	0.00	\$0	\$0
Seafarers Safety, Rehabilitation and Compensation Authority	0	0	\$0	\$0	0.00	\$0	\$0
Solicitor-General	0	0	\$0	\$0	0.00	\$0	\$0
Special Medical Review Council	0	0	\$0	\$0	0.00	\$0	\$0
Special Minister of State	0	0	\$0	\$0	0.00	\$0	\$0
Specialist Recognition Advisory Committees	0	0	\$0	\$0	0.00	\$0	\$0
Specialist Recognition Appeal Committees	0	0	\$0	\$0	0.00	\$0	\$0
Statutory Fishing Rights Allocation Review Panel	0	0	\$0	\$0	0.00	\$0	\$0
Tax Agents' Board (NSW)	0	0	\$0	\$0	0.00	\$0	\$0
Tax Agents' Board (QLD)	0	0	\$0	\$0	0.00	\$0	\$0
Tax Agents' Board (SA)	0	0	\$0	\$0	0.00	\$0	\$0
Tax Agents' Board (TAS)	0	0	\$0	\$0	0.00	\$0	\$0
Tax Agents' Board (VIC)	0	0	\$0	\$0	0.00	\$0	\$0
Tax Agents' Board (WA)	0	0	\$0	\$0	0.00	\$0	\$0
Therapeutic Goods Advertising Codes Council	0	0	\$0	\$0	0.00	\$0	\$0
Therapeutic Goods Committee	0	0	\$0	\$0	0.00	\$0	\$0
Therapeutic Goods Complaints Resolution Panel	0	0	\$0	\$0	0.00	\$0	\$0
Torres Strait Regional Authority	0	0	\$0	\$0	0.00	\$0	\$0
Treasurer	0	0	\$0	\$0	0.00	\$0	\$0
<b>TOTAL</b>	<b>38732*</b>	<b>216.04</b>	<b>\$20,537,949</b>	<b>\$4,398,229</b>	<b>1.48</b>	<b>\$644</b>	<b>\$24,936,178</b>

\*Note total requests in Appendix L is less than the total of all requests received shown in Appendix A. This is due to Telstra Corporation Limited becoming a non-reporting entity in November 2006. Telstra Corporation Limited reported the receipt of 55 requests up to November 2006, but FOI costs were not reported and consequently data for the agency is not included in Appendix L.

## Non-Labour Costs Reported by Agencies

### Appendix M: Non-Labour Costs Reported by Agencies

AGENCY	Photocopy \$	Printing \$	Purchase of Material \$	Postage \$	Telephone \$	Travel \$	Solicitors' Fees \$	Legal Counsel Fees \$	Applicants' Litigation Costs \$	Computer Time \$	Other \$	TOTAL \$
Australian Taxation Office	26,077	0	3,000	2,022	4,200	10,000	1,433,628	97,400	0	49,800	368	1,626,495
Department of Defence	11,000	0	4,420	824	500	5,975	243,806	0	0	832	9,489	276,846
Department of Health and Ageing	2,807	2,640	38,847	1,128	795	0	190,000	0	0	2,024	4,465	242,706
Department of Human Services	3,877	294	788	3,607	1,932	4,052	117,604	0	85,821	0	4,760	222,735
Centrelink	62,622	37,258	0	39,810	10,651	36,794	0	0	0	0	4,340	191,475
Department of Employment and Workplace Relations	3,295	0	44	1,500	1,915	712	133,974	0	0	23,483	5,820	170,743
Department of the Treasury	4,200	2,140	200	620	575	1,328	0	156,794	0	0	825	166,682
Department of Immigration and Citizenship	45,492	4,862	5,000	34,119	11,373	907	0	200	0	54,038	6,468	162,459
Department of Families, Community Services and Indigenous Affairs	375	0	0	86	80	1,471	149,413	5,637	0	0	0	157,062
Department of the Prime Minister and Cabinet	600	200	0	800	1,300	0	99,246	47,051	0	0	0	149,197
Indigenous Business Australia	0	0	0	0	0	0	113,066	0	0	0	0	113,066
Australian Federal Police	1,500	3,000	10,246	1,600	2,500	0	36,764	0	0	40,000	1,925	97,535
Department of Agriculture, Fisheries and Forestry	1,192	0	0	0	0	0	72,645	15,000	0	2,519	0	91,356
Department of Veterans' Affairs	47,841	95	0	20,239	4,333	10,125	0	0	0	100	8,068	90,801
Department of Foreign Affairs and Trade	7,301	0	700	1,108	4,392	180	19,473	27,491	0	0	23,925	84,570
Department of Communications, Information Technology and the Arts	814	38	30	676	645	0	4,877	51,548	0	0	4,862	63,490
Department of Education, Science and Training	5,940	484	3,032	264	673	0	32,105	10,498	0	0	0	52,996
Australian Postal Corporation	0	0	0	0	0	0	31,593	15,935	0	0	0	47,528
Australian Competition and Consumer Commission	2,337	476	0	429	240	170	4,652	12,150	0	2,717	11,940	35,111
Trade Marks Office	8,231	1,507	291	2,612	592	0	9,921	0	0	2,782	7,500	33,436

Non-Labour Costs Reported by Agencies

**Appendix M: Non-Labour Costs Reported by Agencies**

AGENCY	Photocopy \$	Printing \$	Purchase of Material \$	Postage \$	Telephone \$	Travel \$	Solicitors' Fees \$	Legal Counsel Fees \$	Applicants' Litigation Costs \$	Computer Time \$	Other \$	TOTAL \$
Department of Finance and Administration	500	500	0	80	80	0	24,464	0	0	7,500	0	33,124
Refugee Review Tribunal	3,124	0	962	1,845	129	0	0	0	0	0	20,075	26,135
Australian Securities and Investments Commission	4,261	116	45	309	150	5,365	0	7,564	0	6,370	0	24,180
Crimtrac	20	20	0	10	5	0	0	18,832	0	0	0	18,887
National Library of Australia	45	0	0	129	0	0	16,788	0	0	0	0	16,962
Australian Research Council	200	0	0	30	50	2,228	14,000	0	0	0	0	16,508
Australian Fisheries Management Authority	100	0	0	25	5	0	15,832	0	0	0	0	15,962
Department of Industry, Tourism and Resources	4,500	1,000	2,000	2,000	1,000	0	0	0	0	5,000	0	15,500
Attorney-General's Department	520	315	290	220	345	3,000	8,000	0	0	415	0	13,105
Migration Review Tribunal	153	0	440	955	84	0	0	0	0	0	8,580	10,212
Federal Court of Australia	200	60	0	10	20	0	9,772	0	0	0	0	10,062
Commonwealth Ombudsman	500	900	0	64	22	0	0	0	0	7,300	0	8,786
Australian Pesticides and Veterinary Medicines Authority	1,750	1,000	750	260	250	0	0	0	0	600	4,175	8,785
Australian Film Commission	75	0	0	8	5	0	7,849	0	0	0	825	8,762
Medicare Australia	937	1,874	85	163	935	280	0	0	0	3,896	400	8,570
Australian Crime Commission	0	0	0	0	0	0	8,353	0	0	0	0	8,353
Tourism Australia	10	10	0	30	0	0	7,000	0	0	50	0	7,100
Australian Industrial Registry	66	0	0	0	0	0	6,918	0	0	0	0	6,984
Australian Customs Service	351	140	0	459	100	850	0	0	0	1,768	2,528	6,196
Airservices Australia	611	0	172	220	88	0	0	0	0	4,731	0	5,822

Non-Labour Costs Reported by Agencies

**Appendix M: Non-Labour Costs Reported by Agencies**

AGENCY	Photocopy \$	Printing \$	Purchase of Material \$	Postage \$	Telephone \$	Travel \$	Solicitors' Fees \$	Legal Counsel Fees \$	Applicants' Litigation Costs \$	Computer Time \$	Other \$	TOTAL \$
Department of Transport and Regional Services	745	29	0	176	30	0	0	0	0	0	3,300	4,280
Military Superannuation and Benefits Board of Trustees No.1	321	0	0	235	25	0	0	0	0	50	2,800	3,431
Australian Sports Anti-Doping Authority	7	0	0	6	0	445	2,965	0	0	0	0	3,423
Office of the Australian Building and Construction Commissioner	20	20	0	20	0	0	3,300	0	0	0	0	3,360
Defence Force Retirement and Death Benefits Authority	153	0	0	115	15	0	0	0	0	30	2,800	3,113
CSS Scheme (ARIA)	316	0	0	110	200	0	250	0	0	0	1,650	2,526
Australia Council for the Arts	0	0	0	0	20	0	2,500	0	0	0	0	2,520
Department of the Environment and Water Resources	1,230	0	0	125	450	0	0	0	0	680	0	2,485
Social Security Appeals Tribunal	50	0	0	20	25	797	527	0	0	0	825	2,244
PSS Scheme (ARIA)	229	0	0	80	200	0	0	0	0	0	1,650	2,159
Insolvency and Trustee Service Australia	1,000	200	0	500	200	0	0	0	0	200	0	2,100
National Museum of Australia	0	0	0	0	0	0	0	1,768	0	0	0	1,768
Civil Aviation Safety Authority	600	0	0	350	200	0	0	0	0	600	0	1,750
Office of Workplace Services	182	0	0	54	20	0	589	0	0	0	825	1,670
Australian Commission for Law Enforcement Integrity	0	0	0	0	0	0	0	0	0	0	1,650	1,650
Australian Electoral Commission	100	5	0	90	10	0	1,000	0	0	0	0	1,205
Australian War Memorial	0	0	0	0	0	0	1,119	0	0	0	0	1,119
Office of the Federal Privacy Commissioner	200	20	0	75	100	0	0	0	0	700	0	1,095
Human Rights and Equal Opportunity Commission	346	0	0	500	100	0	0	0	0	40	100	1,086
Defence Housing Australia	50	0	0	0	0	0	1,000	0	0	0	0	1,050

Non-Labour Costs Reported by Agencies

**Appendix M: Non-Labour Costs Reported by Agencies**

AGENCY	Photocopy \$	Printing \$	Purchase of Material \$	Postage \$	Telephone \$	Travel \$	Solicitors' Fees \$	Legal Counsel Fees \$	Applicants' Litigation Costs \$	Computer Time \$	Other \$	TOTAL \$
Minister for Families, Community Services and Indigenous Affairs	3	0	0	1	0	0	983	0	0	0	0	987
Sugar Research and Development Corporation	0	0	0	0	0	0	950	0	0	0	0	950
Great Barrier Reef Marine Park Authority	200	150	0	50	50	0	0	0	0	0	405	855
Director of Public Prosecutions	250	43	0	56	44	0	0	0	0	165	0	558
Australian Trade Commission (Austrade)	100	100	100	9	100	0	0	0	0	100	0	509
Commonwealth Scientific and Industrial Research Organisation (CSIRO)	150	0	80	0	200	0	0	0	0	0	0	430
Australian Transaction Reports and Analysis Centre (AUSTRAC)	72	72	0	164	65	0	0	0	0	0	0	373
Comcare	100	100	0	10	7	0	0	0	0	140	0	357
National Capital Authority	300	0	0	20	30	0	0	0	0	0	0	350
Australian Prudential Regulation Authority	153	18	0	130	0	0	0	0	0	0	0	301
Grains Research and Development Corporation	50	50	0	0	0	0	0	0	0	200	0	300
Commissioner for Superannuation	5	0	0	5	0	0	250	0	0	0	0	260
Food Standards Australia New Zealand	130	60	0	35	15	0	0	0	0	0	0	240
Australian Maritime Safety Authority	25	0	60	19	0	0	0	0	0	107	0	211
Federal Magistrates Court	50	0	0	50	50	0	0	0	0	50	0	200
Merit Protection Commissioner	14	0	0	3	2	0	0	0	0	0	154	173
Australian National University	25	0	0	15	0	0	0	0	0	125	0	165
Australian Communications and Media Authority	50	0	0	50	0	0	0	0	0	50	0	150
Indigenous Land Corporation	1	1	0	1	0	0	80	0	0	5	0	88
Australian Community Pharmacy Authority	30	0	0	15	0	0	0	0	0	40	0	85

Non-Labour Costs Reported by Agencies

**Appendix M: Non-Labour Costs Reported by Agencies**

AGENCY	Photocopy \$	Printing \$	Purchase of Material \$	Postage \$	Telephone \$	Travel \$	Solicitors' Fees \$	Legal Counsel Fees \$	Applicants' Litigation Costs \$	Computer Time \$	Other \$	TOTAL \$
Special Broadcasting Service Corporation	12	29	0	32	10	0	0	0	0	0	0	83
Reserve Bank of Australia	40	0	0	15	0	0	0	0	0	0	0	55
Superannuation Complaints Tribunal	0	20	0	0	0	0	0	0	0	30	0	50
Veterans' Review Board	20	10	0	2	0	0	0	0	0	0	0	32
Australian Law Reform Commission	23	1	0	3	0	0	0	0	0	0	0	27
National Archives of Australia	1	0	0	20	2	0	0	0	0	0	0	23
National Competition Council	2	0	0	2	4	0	0	0	0	15	0	23
Australian Sports Commission	0	5	0	10	0	0	0	0	0	0	0	15
Private Health Insurance Administration Council	5	5	0	0	0	0	0	0	0	5	0	15
Australian Broadcasting Corporation	0	0	0	10	0	0	0	0	0	0	0	10
Australian Nuclear Science and Technology Organisation	0	0	0	2	5	0	0	0	0	0	0	7
National Health and Medical Research Council	0	0	0	6	1	0	0	0	0	0	0	7
Family Court of Australia	1	1	1	1	1	0	0	0	0	1	0	6
Official Secretary to the Governor-General	5	0	0	0	0	0	0	0	0	0	0	5
RAAF Veterans' Residence Trust Fund	2	0	0	3	0	0	0	0	0	0	0	5
Australian Public Service Commission	1	0	0	2	1	0	0	0	0	0	0	4
Australian Bureau of Statistics	0	0	0	1	0	0	0	0	0	0	0	1
Office of the Registrar of Aboriginal & Torres Strait Islander Corp'ns	1	0	0	0	0	0	0	0	0	0	0	1
5 Central Committees established under Tradesmen's Rights Act 1946	0	0	0	0	0	0	0	0	0	0	0	0
Aboriginal Hostels Limited	0	0	0	0	0	0	0	0	0	0	0	0

Non-Labour Costs Reported by Agencies

**Appendix M: Non-Labour Costs Reported by Agencies**

AGENCY	Photocopy \$	Printing \$	Purchase of Material \$	Postage \$	Telephone \$	Travel \$	Solicitors' Fees \$	Legal Counsel Fees \$	Applicants' Litigation Costs \$	Computer Time \$	Other \$	TOTAL \$
Aboriginals Benefit Account Advisory Committee	0	0	0	0	0	0	0	0	0	0	0	0
Acute Care Advisory Committee	0	0	0	0	0	0	0	0	0	0	0	0
Administrative Appeals Tribunal	0	0	0	0	0	0	0	0	0	0	0	0
Administrative Review Council	0	0	0	0	0	0	0	0	0	0	0	0
Aged Care Commissioner of Complaints	0	0	0	0	0	0	0	0	0	0	0	0
Aged Care Planning Advisory Committees	0	0	0	0	0	0	0	0	0	0	0	0
Albury-Wodonga Development Corporation	0	0	0	0	0	0	0	0	0	0	0	0
Anglo-Australian Telescope Board	0	0	0	0	0	0	0	0	0	0	0	0
Army & Air Force Canteen Service Board T/A Frontline Defence Services	0	0	0	0	0	0	0	0	0	0	0	0
Attorney-General	0	0	0	0	0	0	0	0	0	0	0	0
Australian Accounting Standards Board	0	0	0	0	0	0	0	0	0	0	0	0
Australian Centre for International Agricultural Research	0	0	0	0	0	0	0	0	0	0	0	0
Australian Commission on Safety and Quality in Health Care	0	0	0	0	0	0	0	0	0	0	0	0
Australian Competition Tribunal	0	0	0	0	0	0	0	0	0	0	0	0
Australian Drug Evaluation Committee	0	0	0	0	0	0	0	0	0	0	0	0
Australian Film, Television and Radio School	0	0	0	0	0	0	0	0	0	0	0	0
Australian Hearing	0	0	0	0	0	0	0	0	0	0	0	0
Australian Institute of Aboriginal and Torres Strait Islander Studies	0	0	0	0	0	0	0	0	0	0	0	0
Australian Institute of Criminology	0	0	0	0	0	0	0	0	0	0	0	0
Australian Institute of Family Studies	0	0	0	0	0	0	0	0	0	0	0	0

Non-Labour Costs Reported by Agencies

**Appendix M: Non-Labour Costs Reported by Agencies**

AGENCY	Photocopy \$	Printing \$	Purchase of Material \$	Postage \$	Telephone \$	Travel \$	Solicitors' Fees \$	Legal Counsel Fees \$	Applicants' Litigation Costs \$	Computer Time \$	Other \$	TOTAL \$
Australian Institute of Health and Welfare	0	0	0	0	0	0	0	0	0	0	0	0
Australian Institute of Marine Science	0	0	0	0	0	0	0	0	0	0	0	0
Australian Landcare Council	0	0	0	0	0	0	0	0	0	0	0	0
Australian Maritime College	0	0	0	0	0	0	0	0	0	0	0	0
Australian Military Forces Relief Trust Fund	0	0	0	0	0	0	0	0	0	0	0	0
Australian National Maritime Museum	0	0	0	0	0	0	0	0	0	0	0	0
Australian Office of Financial Management	0	0	0	0	0	0	0	0	0	0	0	0
Australian Radiation Protection and Nuclear Safety Agency	0	0	0	0	0	0	0	0	0	0	0	0
Australian Statistics Advisory Council	0	0	0	0	0	0	0	0	0	0	0	0
Australian Wine and Brandy Corporation	0	0	0	0	0	0	0	0	0	0	0	0
Bureau of Meteorology	0	0	0	0	0	0	0	0	0	0	0	0
Classification Board	0	0	0	0	0	0	0	0	0	0	0	0
Classification Review Board	0	0	0	0	0	0	0	0	0	0	0	0
Coal Mining Industry (Long Service Leave Funding) Corporation	0	0	0	0	0	0	0	0	0	0	0	0
Commonwealth Grants Commission	0	0	0	0	0	0	0	0	0	0	0	0
Companies Auditors and Liquidators Disciplinary Board	0	0	0	0	0	0	0	0	0	0	0	0
Complementary Medicines Evaluation Committee	0	0	0	0	0	0	0	0	0	0	0	0
Copyright Tribunal of Australia	0	0	0	0	0	0	0	0	0	0	0	0
Corporations and Markets Advisory Committee	0	0	0	0	0	0	0	0	0	0	0	0
Cotton Research and Development Corporation	0	0	0	0	0	0	0	0	0	0	0	0

Non-Labour Costs Reported by Agencies

**Appendix M: Non-Labour Costs Reported by Agencies**

AGENCY	Photocopy \$	Printing \$	Purchase of Material \$	Postage \$	Telephone \$	Travel \$	Solicitors' Fees \$	Legal Counsel Fees \$	Applicants' Litigation Costs \$	Computer Time \$	Other \$	TOTAL \$
Criminology Research Council	0	0	0	0	0	0	0	0	0	0	0	0
Dairy Adjustment Authority	0	0	0	0	0	0	0	0	0	0	0	0
Defence Force Discipline Appeal Tribunal	0	0	0	0	0	0	0	0	0	0	0	0
Defence Force Remuneration Tribunal	0	0	0	0	0	0	0	0	0	0	0	0
Designs Office	0	0	0	0	0	0	0	0	0	0	0	0
Director Of National Parks	0	0	0	0	0	0	0	0	0	0	0	0
Equal Opportunity for Women in the Workplace Agency	0	0	0	0	0	0	0	0	0	0	0	0
Export Finance and Insurance Corporation	0	0	0	0	0	0	0	0	0	0	0	0
Family Law Council	0	0	0	0	0	0	0	0	0	0	0	0
Federal Police Disciplinary Tribunal	0	0	0	0	0	0	0	0	0	0	0	0
Financial Reporting Council	0	0	0	0	0	0	0	0	0	0	0	0
Fisheries Research and Development Corporation	0	0	0	0	0	0	0	0	0	0	0	0
Forest and Wood Products Council	0	0	0	0	0	0	0	0	0	0	0	0
Forest and Wood Products Research and Development Corporation	0	0	0	0	0	0	0	0	0	0	0	0
Future Fund Management Agency	0	0	0	0	0	0	0	0	0	0	0	0
Gene Technology Regulator	0	0	0	0	0	0	0	0	0	0	0	0
General Practice Recognition Appeal Committee	0	0	0	0	0	0	0	0	0	0	0	0
General Practice Recognition Eligibility Committee	0	0	0	0	0	0	0	0	0	0	0	0
Grape and Wine Research and Development Corporation	0	0	0	0	0	0	0	0	0	0	0	0
High Court of Australia	0	0	0	0	0	0	0	0	0	0	0	0

Non-Labour Costs Reported by Agencies

**Appendix M: Non-Labour Costs Reported by Agencies**

AGENCY	Photocopy \$	Printing \$	Purchase of Material \$	Postage \$	Telephone \$	Travel \$	Solicitors' Fees \$	Legal Counsel Fees \$	Applicants' Litigation Costs \$	Computer Time \$	Other \$	TOTAL \$
Inspector-General of Taxation	0	0	0	0	0	0	0	0	0	0	0	0
Land and Water Australia	0	0	0	0	0	0	0	0	0	0	0	0
Medical Benefits (Dental Practitioners) Advisory Committee	0	0	0	0	0	0	0	0	0	0	0	0
Medical Benefits (Dental Practitioners) Appeal Committee	0	0	0	0	0	0	0	0	0	0	0	0
Medical Device Evaluation Committee	0	0	0	0	0	0	0	0	0	0	0	0
Medical Training Review Panel	0	0	0	0	0	0	0	0	0	0	0	0
Medicare Benefits Advisory Committee	0	0	0	0	0	0	0	0	0	0	0	0
Medicare Participation Review Committees	0	0	0	0	0	0	0	0	0	0	0	0
Medicines Evaluation Committee	0	0	0	0	0	0	0	0	0	0	0	0
Military Rehabilitation and Compensation Commission	0	0	0	0	0	0	0	0	0	0	0	0
Minister for Ageing	0	0	0	0	0	0	0	0	0	0	0	0
Minister for Agriculture, Fisheries and Forestry	0	0	0	0	0	0	0	0	0	0	0	0
Minister for Communications, Information Technology and the Arts	0	0	0	0	0	0	0	0	0	0	0	0
Minister for Community Services	0	0	0	0	0	0	0	0	0	0	0	0
Minister for Defence	0	0	0	0	0	0	0	0	0	0	0	0
Minister for Education, Science and Training	0	0	0	0	0	0	0	0	0	0	0	0
Minister for Employment and Workplace Relations	0	0	0	0	0	0	0	0	0	0	0	0
Minister for Finance and Administration	0	0	0	0	0	0	0	0	0	0	0	0
Minister for Fisheries, Forestry and Conservation	0	0	0	0	0	0	0	0	0	0	0	0
Minister for Foreign Affairs	0	0	0	0	0	0	0	0	0	0	0	0

Non-Labour Costs Reported by Agencies

**Appendix M: Non-Labour Costs Reported by Agencies**

AGENCY	Photocopy \$	Printing \$	Purchase of Material \$	Postage \$	Telephone \$	Travel \$	Solicitors' Fees \$	Legal Counsel Fees \$	Applicants' Litigation Costs \$	Computer Time \$	Other \$	TOTAL \$
Minister for Health and Ageing	0	0	0	0	0	0	0	0	0	0	0	0
Minister for Human Services	0	0	0	0	0	0	0	0	0	0	0	0
Minister for Immigration and Citizenship	0	0	0	0	0	0	0	0	0	0	0	0
Minister for Industry, Tourism and Resources	0	0	0	0	0	0	0	0	0	0	0	0
Minister for Justice and Customs	0	0	0	0	0	0	0	0	0	0	0	0
Minister for Local Government, Territories and Roads	0	0	0	0	0	0	0	0	0	0	0	0
Minister for Revenue	0	0	0	0	0	0	0	0	0	0	0	0
Minister for Small Business and Tourism	0	0	0	0	0	0	0	0	0	0	0	0
Minister for the Arts and Sport	0	0	0	0	0	0	0	0	0	0	0	0
Minister for the Environment and Water Resources	0	0	0	0	0	0	0	0	0	0	0	0
Minister for Trade	0	0	0	0	0	0	0	0	0	0	0	0
Minister for Transport and Regional Services	0	0	0	0	0	0	0	0	0	0	0	0
Minister for Veterans' Affairs	0	0	0	0	0	0	0	0	0	0	0	0
Minister for Vocational and Further Education	0	0	0	0	0	0	0	0	0	0	0	0
Minister for Workforce Participation	0	0	0	0	0	0	0	0	0	0	0	0
Murray-Darling Basin Commission	0	0	0	0	0	0	0	0	0	0	0	0
National Blood Authority	0	0	0	0	0	0	0	0	0	0	0	0
National Drugs and Poisons Schedule Committee	0	0	0	0	0	0	0	0	0	0	0	0
National Gallery of Australia	0	0	0	0	0	0	0	0	0	0	0	0
National Industrial Chemicals Notification & Assessment Scheme	0	0	0	0	0	0	0	0	0	0	0	0

Non-Labour Costs Reported by Agencies

**Appendix M: Non-Labour Costs Reported by Agencies**

AGENCY	Photocopy \$	Printing \$	Purchase of Material \$	Postage \$	Telephone \$	Travel \$	Solicitors' Fees \$	Legal Counsel Fees \$	Applicants' Litigation Costs \$	Computer Time \$	Other \$	TOTAL \$
National Native Title Tribunal	0	0	0	0	0	0	0	0	0	0	0	0
National Pathology Accreditation Advisory Council	0	0	0	0	0	0	0	0	0	0	0	0
National Rural Advisory Council	0	0	0	0	0	0	0	0	0	0	0	0
NEPC Service Corporation	0	0	0	0	0	0	0	0	0	0	0	0
Office of Australian War Graves	0	0	0	0	0	0	0	0	0	0	0	0
Office of Film and Literature Classification	0	0	0	0	0	0	0	0	0	0	0	0
Office of Parliamentary Counsel	0	0	0	0	0	0	0	0	0	0	0	0
Office of the Renewable Energy Regulator	0	0	0	0	0	0	0	0	0	0	0	0
Offshore Minerals Joint Authority	0	0	0	0	0	0	0	0	0	0	0	0
Overseas Specialist Advisory Committees - All States/Territories	0	0	0	0	0	0	0	0	0	0	0	0
Parliamentary Secretary to Min. for Immigration and Citizenship	0	0	0	0	0	0	0	0	0	0	0	0
Parliamentary Secretary to the Min. for Agriculture, Fish. & Forestry	0	0	0	0	0	0	0	0	0	0	0	0
Parliamentary Secretary to the Min. for Industry, Tourism & Resources	0	0	0	0	0	0	0	0	0	0	0	0
Parliamentary Secretary to the Minister for Defence	0	0	0	0	0	0	0	0	0	0	0	0
Parliamentary Secretary to the Minister for Finance and Administration	0	0	0	0	0	0	0	0	0	0	0	0
Parliamentary Secretary to the Minister for Foreign Affairs	0	0	0	0	0	0	0	0	0	0	0	0
Parliamentary Secretary to the Minister for Health and Ageing	0	0	0	0	0	0	0	0	0	0	0	0
Parliamentary Secretary to the Prime Minister	0	0	0	0	0	0	0	0	0	0	0	0
Parliamentary Secretary to the Treasurer	0	0	0	0	0	0	0	0	0	0	0	0
Part'y Secretary to the Min. for the Environment & Water Resources	0	0	0	0	0	0	0	0	0	0	0	0

Non-Labour Costs Reported by Agencies

**Appendix M: Non-Labour Costs Reported by Agencies**

AGENCY	Photocopy \$	Printing \$	Purchase of Material \$	Postage \$	Telephone \$	Travel \$	Solicitors' Fees \$	Legal Counsel Fees \$	Applicants' Litigation Costs \$	Computer Time \$	Other \$	TOTAL \$
Part'y Secretary to the Minister for Education, Science and Training	0	0	0	0	0	0	0	0	0	0	0	0
Patent and Trade Marks Attorneys Disciplinary Tribunal	0	0	0	0	0	0	0	0	0	0	0	0
Patent Office	0	0	0	0	0	0	0	0	0	0	0	0
Pathology Services Table Committee	0	0	0	0	0	0	0	0	0	0	0	0
Pharmaceutical Benefits Advisory Committee	0	0	0	0	0	0	0	0	0	0	0	0
Pharmaceutical Benefits Remuneration Tribunal	0	0	0	0	0	0	0	0	0	0	0	0
Pharmaceutical Services Committees of Inquiry	0	0	0	0	0	0	0	0	0	0	0	0
Plant Breeder's Rights Advisory Committee	0	0	0	0	0	0	0	0	0	0	0	0
Prime Minister	0	0	0	0	0	0	0	0	0	0	0	0
Private Health Insurance Ombudsman	0	0	0	0	0	0	0	0	0	0	0	0
Productivity Commission	0	0	0	0	0	0	0	0	0	0	0	0
Professional Services Review Scheme	0	0	0	0	0	0	0	0	0	0	0	0
Professional Standards Board for Patent and Trade Marks Attorneys	0	0	0	0	0	0	0	0	0	0	0	0
Public Lending Right Committee	0	0	0	0	0	0	0	0	0	0	0	0
RAN Central Canteens Fund	0	0	0	0	0	0	0	0	0	0	0	0
RAN Relief Trust Fund	0	0	0	0	0	0	0	0	0	0	0	0
Registration Committee	0	0	0	0	0	0	0	0	0	0	0	0
Remuneration Tribunal	0	0	0	0	0	0	0	0	0	0	0	0
Repatriation Commission	0	0	0	0	0	0	0	0	0	0	0	0
Repatriation Medical Authority	0	0	0	0	0	0	0	0	0	0	0	0

Non-Labour Costs Reported by Agencies

**Appendix M: Non-Labour Costs Reported by Agencies**

AGENCY	Photocopy \$	Printing \$	Purchase of Material \$	Postage \$	Telephone \$	Travel \$	Solicitors' Fees \$	Legal Counsel Fees \$	Applicants' Litigation Costs \$	Computer Time \$	Other \$	TOTAL \$
Royal Australian Air Force Welfare Trust Fund	0	0	0	0	0	0	0	0	0	0	0	0
Rural Industries Research and Development Corporation	0	0	0	0	0	0	0	0	0	0	0	0
Safety Rehabilitation and Compensation Committee	0	0	0	0	0	0	0	0	0	0	0	0
Seafarers Safety, Rehabilitation and Compensation Authority	0	0	0	0	0	0	0	0	0	0	0	0
Solicitor-General	0	0	0	0	0	0	0	0	0	0	0	0
Special Medical Review Council	0	0	0	0	0	0	0	0	0	0	0	0
Special Minister of State	0	0	0	0	0	0	0	0	0	0	0	0
Specialist Recognition Advisory Committees	0	0	0	0	0	0	0	0	0	0	0	0
Specialist Recognition Appeal Committees	0	0	0	0	0	0	0	0	0	0	0	0
Statutory Fishing Rights Allocation Review Panel	0	0	0	0	0	0	0	0	0	0	0	0
Sydney Harbour Federation Trust	0	0	0	0	0	0	0	0	0	0	0	0
Tax Agents' Board (NSW)	0	0	0	0	0	0	0	0	0	0	0	0
Tax Agents' Board (QLD)	0	0	0	0	0	0	0	0	0	0	0	0
Tax Agents' Board (SA)	0	0	0	0	0	0	0	0	0	0	0	0
Tax Agents' Board (TAS)	0	0	0	0	0	0	0	0	0	0	0	0
Tax Agents' Board (VIC)	0	0	0	0	0	0	0	0	0	0	0	0
Tax Agents' Board (WA)	0	0	0	0	0	0	0	0	0	0	0	0
Therapeutic Goods Advertising Codes Council	0	0	0	0	0	0	0	0	0	0	0	0
Therapeutic Goods Committee	0	0	0	0	0	0	0	0	0	0	0	0
Therapeutic Goods Complaints Resolution Panel	0	0	0	0	0	0	0	0	0	0	0	0

Non-Labour Costs Reported by Agencies

**Appendix M: Non-Labour Costs Reported by Agencies**

AGENCY	Photocopy \$	Printing \$	Purchase of Material \$	Postage \$	Telephone \$	Travel \$	Solicitors' Fees \$	Legal Counsel Fees \$	Applicants' Litigation Costs \$	Computer Time \$	Other \$	TOTAL \$
Torres Strait Regional Authority	0	0	0	0	0	0	0	0	0	0	0	0
Treasurer	0	0	0	0	0	0	0	0	0	0	0	0
Wheat Export Authority	0	0	0	0	0	0	0	0	0	0	0	0
Workplace Authority	0	0	0	0	0	0	0	0	0	0	0	0
<b>TOTALS</b>	<b>260,794</b>	<b>59,868</b>	<b>71,583</b>	<b>121,459</b>	<b>52,146</b>	<b>84,679</b>	<b>2,827,256</b>	<b>467,868</b>	<b>85,821</b>	<b>219,258</b>	<b>147,497</b>	<b>4,398,229</b>

## Appendix N: Agencies and Ministers Subject to the FOI Act as at 30 JUNE 2007\*

### AGRICULTURE, FISHERIES AND FORESTRY

Australian Fisheries Management Authority  
Australian Landcare Council  
Australian Pesticides and Veterinary Medicines Authority  
Australian Wine and Brandy Corporation  
Cotton Research and Development Corporation  
Dairy Adjustment Authority  
Department of Agriculture, Fisheries and Forestry  
Fisheries Research and Development Corporation  
Forest and Wood Products Council  
Forest and Wood Products Research and Development Corporation  
Grains Research and Development Corporation  
Grape and Wine Research and Development Corporation  
Land and Water Australia  
Minister for Agriculture, Fisheries and Forestry  
Minister for Fisheries, Forestry and Conservation  
Murray-Darling Basin Commission  
National Rural Advisory Council  
Parliamentary Secretary to the Minister for Agriculture, Fisheries & Forestry  
Rural Industries Research and Development Corporation  
Statutory Fishing Rights Allocation Review Panel  
Sugar Research and Development Corporation  
Wheat Export Authority

### ATTORNEY-GENERAL'S

Administrative Appeals Tribunal  
Administrative Review Council  
Attorney-General  
Attorney-General's Department  
Australian Commission for Law Enforcement Integrity  
Australian Crime Commission  
Australian Customs Service  
Australian Federal Police  
Australian Institute of Criminology  
Australian Law Reform Commission  
Australian Transaction Reports and Analysis Centre (AUSTRAC)  
Classification Board  
Classification Review Board  
Copyright Tribunal of Australia  
Criminology Research Council  
Crimtrac  
Defence Force Discipline Appeal Tribunal  
Director of Public Prosecutions  
Family Court of Australia  
Family Law Council  
Federal Court of Australia

### ATTORNEY-GENERAL'S (continued)

Federal Magistrates Court  
High Court of Australia  
Human Rights and Equal Opportunity Commission  
Insolvency and Trustee Service Australia  
Minister for Justice and Customs  
National Native Title Tribunal  
Office of Film and Literature Classification  
Office of Parliamentary Counsel  
Office of the Federal Privacy Commissioner  
Solicitor-General

### COMMUNICATIONS, INFORMATION TECHNOLOGY AND THE ARTS

Australia Council for the Arts  
Australian Broadcasting Corporation  
Australian Communications and Media Authority  
Australian Film Commission  
Australian Film, Television and Radio School  
Australian National Maritime Museum  
Australian Postal Corporation  
Australian Sports Anti-Doping Authority  
Australian Sports Commission  
Department of Communications, Information Technology and the Arts  
Minister for Communications, Information Technology and the Arts  
Minister for the Arts and Sport  
National Archives of Australia  
National Gallery of Australia  
National Library of Australia  
National Museum of Australia  
Public Lending Right Committee  
Special Broadcasting Service Corporation

### DEFENCE

Army & Air Force Canteen Service Board T/A Frontline Defence Services  
Australian Military Forces Relief Trust Fund  
Defence Force Retirement and Death Benefits Authority  
Defence Housing Australia  
Department of Defence  
Military Superannuation and Benefits Board of Trustees No.1  
Minister for Defence  
Parliamentary Secretary to the Minister for Defence  
RAAF Veterans' Residence Trust Fund  
RAN Central Canteens Fund  
RAN Relief Trust Fund  
Royal Australian Air Force Welfare Trust Fund

## Appendix N: Agencies and Ministers subject to the FOI Act as at 30 June 2007\*

### EDUCATION, SCIENCE AND TRAINING

Anglo-Australian Telescope Board  
Australian Institute of Marine Science  
Australian National University  
Australian Nuclear Science and Technology  
    Organisation  
Australian Research Council  
Commonwealth Scientific and Industrial Research  
    Organisation (CSIRO)  
Department of Education, Science and Training  
Minister for Education, Science and Training  
Minister for Vocational and Further Education  
Parliamentary Secretary to the Minister for Education,  
    Science and Training

### EMPLOYMENT AND WORKPLACE RELATIONS

5 Central Committees established under Tradesmen's  
    Rights Act 1946  
Australian Industrial Registry  
Coal Mining Industry (Long Service Leave Funding)  
    Corporation  
Comcare  
Defence Force Remuneration Tribunal  
Department of Employment and Workplace Relations  
Equal Opportunity for Women in the Workplace  
    Agency  
Minister for Employment and Workplace Relations  
Minister for Workforce Participation  
Office of the Australian Building and Construction  
    Commissioner  
Office of Workplace Services  
Remuneration Tribunal  
Safety Rehabilitation and Compensation Committee  
Seafarers Safety, Rehabilitation and Compensation  
    Authority  
Workplace Authority

### ENVIRONMENT AND WATER RESOURCES

Bureau of Meteorology  
Department of the Environment and Water Resources  
Director Of National Parks  
Great Barrier Reef Marine Park Authority  
Minister for the Environment and Water Resources  
NEPC Service Corporation  
Office of the Renewable Energy Regulator  
Parliamentary Secretary to the Minister for the  
    Environment and Water Resources  
Sydney Harbour Federation Trust

### FAMILY, COMMUNITY SERVICES AND INDIGENOUS AFFAIRS

Aboriginal Hostels Limited  
Aboriginals Benefit Account Advisory Committee  
Australian Institute of Family Studies  
Department of Families, Community Services and  
    Indigenous Affairs  
Minister for Community Services  
Minister for Families, Community Services and Indigenous  
    Affairs  
Office of the Registrar of Aboriginal & Torres Strait  
    Islander Corporations  
Social Security Appeals Tribunal

### FINANCE AND ADMINISTRATION

Australian Electoral Commission  
Commissioner for Superannuation  
Commonwealth Grants Commission  
CSS Scheme (ARIA)  
Department of Finance and Administration  
Future Fund Management Agency  
Minister for Finance and Administration  
Parliamentary Secretary to the Minister for Finance and  
    Administration  
PSS Scheme (ARIA)  
Special Minister of State

### FOREIGN AFFAIRS AND TRADE

Australian Centre for International Agricultural Research  
Australian Trade Commission (Austrade)  
Department of Foreign Affairs and Trade  
Export Finance and Insurance Corporation  
Minister for Foreign Affairs  
Minister for Trade  
Parliamentary Secretary to the Minister for Foreign Affairs

### HEALTH AND AGEING

Acute Care Advisory Committee  
Aged Care Commissioner of Complaints  
Aged Care Planning Advisory Committees  
Australian Community Pharmacy Authority  
Australian Drug Evaluation Committee  
Australian Institute of Health and Welfare  
Australian Radiation Protection and Nuclear Safety Agency  
Complementary Medicines Evaluation Committee  
Department of Health and Ageing  
Food Standards Australia New Zealand  
Gene Technology Regulator  
General Practice Recognition Appeal Committee  
General Practice Recognition Eligibility Committee

## Appendix N: Agencies and Ministers subject to the FOI Act as at 30 June 2007\*

### HEALTH AND AGEING (continued)

Medical Benefits (Dental Practitioners) Advisory Committee  
Medical Benefits (Dental Practitioners) Appeal Committee  
Medical Device Evaluation Committee  
Medical Training Review Panel  
Medicare Benefits Advisory Committee  
Medicare Participation Review Committees  
Medicines Evaluation Committee  
Minister for Ageing  
Minister for Health and Ageing  
National Blood Authority  
National Drugs and Poisons Schedule Committee  
National Health and Medical Research Council  
National Industrial Chemicals Notification and Assessment Scheme  
National Pathology Accreditation Advisory Council  
Overseas Specialist Advisory Committees - All States and Territories  
Parliamentary Secretary to the Minister for Health and Ageing  
Pathology Services Table Committee  
Pharmaceutical Benefits Advisory Committee  
Pharmaceutical Benefits Remuneration Tribunal  
Pharmaceutical Services Committees of Inquiry  
Private Health Insurance Administration Council  
Private Health Insurance Ombudsman  
Professional Services Review Scheme  
Registration Committee  
Specialist Recognition Advisory Committees  
Specialist Recognition Appeal Committees  
Therapeutic Goods Advertising Codes Council  
Therapeutic Goods Committee  
Therapeutic Goods Complaints Resolution Panel

### HUMAN SERVICES

Australian Hearing  
Centrelink  
Department of Human Services  
Medicare Australia  
Minister for Human Services

### IMMIGRATION AND CITIZENSHIP

Australian Institute of Aboriginal and Torres Strait Islander Studies  
Department of Immigration and Citizenship  
Indigenous Business Australia  
Indigenous Land Corporation  
Migration Review Tribunal

### IMMIGRATION AND CITIZENSHIP (continued)

Minister for Immigration and Citizenship  
Parliamentary Secretary to Minister for Immigration and Citizenship  
Refugee Review Tribunal  
Torres Strait Regional Authority

### INDUSTRY, TOURISM AND RESOURCES

Department of Industry, Tourism and Resources  
Designs Office  
Minister for Industry, Tourism and Resources  
Minister for Small Business and Tourism  
Offshore Minerals Joint Authority  
Parliamentary Secretary to the Minister for Industry, Tourism & Resources  
Patent and Trade Marks Attorneys Disciplinary Tribunal  
Patent Office  
Plant Breeder's Rights Advisory Committee  
Professional Standards Board for Patent and Trade Marks Attorneys  
Tourism Australia  
Trade Marks Office

### PRIME MINISTER AND CABINET

Australian Public Service Commission  
Commonwealth Ombudsman  
Department of the Prime Minister and Cabinet  
Merit Protection Commissioner  
Official Secretary to the Governor-General  
Parliamentary Secretary to the Prime Minister  
Prime Minister

### TRANSPORT AND REGIONAL SERVICES

Airservices Australia  
Albury-Wodonga Development Corporation  
Australian Maritime College  
Australian Maritime Safety Authority  
Civil Aviation Safety Authority  
Department of Transport and Regional Services  
Minister for Local Government, Territories and Roads  
Minister for Transport and Regional Services  
National Capital Authority

### TREASURY

Australian Accounting Standards Board  
Australian Bureau of Statistics  
Australian Competition and Consumer Commission  
Australian Competition Tribunal  
Australian Office of Financial Management

## **Appendix N: Agencies and Ministers subject to the FOI Act as at 30 June 2007\***

### **TREASURY (continued)**

Australian Prudential Regulation Authority  
Australian Securities and Investments Commission  
Australian Statistics Advisory Council  
Australian Taxation Office  
Companies Auditors and Liquidators Disciplinary Board  
Corporations and Markets Advisory Committee  
Department of the Treasury  
Financial Reporting Council  
Inspector-General of Taxation  
Minister for Revenue  
National Competition Council  
Parliamentary Secretary to the Treasurer  
Productivity Commission  
Reserve Bank of Australia  
Superannuation Complaints Tribunal  
Tax Agents' Board (NSW)  
Tax Agents' Board (QLD)  
Tax Agents' Board (SA)  
Tax Agents' Board (TAS)  
Tax Agents' Board (VIC)  
Tax Agents' Board (WA)  
Treasurer

### **VETERANS' AFFAIRS**

Australian War Memorial  
Department of Veterans' Affairs  
Military Rehabilitation and Compensation Commission  
Minister for Veterans' Affairs  
Office of Australian War Graves  
Repatriation Commission  
Repatriation Medical Authority  
Special Medical Review Council  
Veterans' Review Board

\* This list is based on information provided by agencies. It may contain omissions or inaccuracies and should not be relied on as an authoritative list.

Summary of FOI requests by type and processing costs - 2000-01 to 2006-07

**Appendix O - Summary of FOI requests by type and processing costs - 2000-01 to 2006-07**

<b>Items</b>	<b>2000-01</b>	<b>2001-02</b>	<b>2002-03</b>	<b>2003-04</b>	<b>2004-05</b>	<b>2005-06</b>	<b>2006-07</b>
<b>Personal Requests</b>							
%	89.67	89.87	91.90	91.19	91.04	84.64	86.76
Number	31,777	33,403	38,120	38,870	35,748	35,066	33,625
Change	N/A	1,626	4,717	750	-3,122	-682	-1,441
<b>Other Requests</b>							
%	10.33	10.13	8.10	8.81	8.96	15.36	13.32
Number	3,662	3,766	3,361	3,757	3,517	6,364	5,162
Change	N/A	104	-405	396	-240	2,847	-1,202
<b>Total Requests</b>							
%	100	100	100	100	100	100	100
Number	35,439	37,169	41,481	42,627	39,265	41,430	38,757
Change	N/A	1,730	4,312	1,146	-3,362	2,165	-2,673
<b>Costs</b>							
Average (\$)	407	468	444	474	582	601	644
Change (\$)	N/A	61	-24	30	108	19	43
Total (\$)	14.42m	17.39m	18.39m	20.19m	22.86m	24.90m	24.94m
Change (\$)	N/A	2.97m	1.00m	1.80m	2.67m	2.04m	0.04m

**NB** For the reasons set out in paragraph 3.7 of the report, pre 2006-07 total costs are no longer strictly comparable with post 2005-06 equivalents.

