



FREEDOM OF INFORMATION ACT 1982

ANNUAL REPORT 2009–2010

*Annual Report by the Minister for Privacy and Freedom of
Information to the Parliament on the Operation of the Act*

© Commonwealth of Australia 2010

ISSN 1030-6692

This work is copyright. Apart from any use as permitted under the *Copyright Act 1968*, no part may be reproduced by any process without prior written permission from the Commonwealth. Requests and inquiries concerning reproduction and rights should be addressed to the Commonwealth Copyright Administration, Attorney-General's Department, National Circuit, Barton ACT 2600 or posted at <http://www.ag.gov.au/cca>



MINISTER'S INTRODUCTION

This reporting year has been a significant one for FOI reform.

The *Freedom of Information (Removal of Conclusive Certificates and Other Measures) Act 2009*, which repealed the power to issue conclusive certificates in the FOI Act and the *Archives Act 1983*, commenced on 7 October 2009.

The year also saw the passage of the *Australian Information Commissioner Act 2010*, which commences on 1 November 2010, and the *Freedom of Information Amendment (Reform) Act 2010*, which substantially commences on the same date.

A key aspect of the reforms is the establishment of an Australian Information Commissioner and a Freedom of Information Commissioner as independent monitors to oversee and promote the FOI Act. The Commissioners will have wide ranging functions including reviewing FOI access decisions made by agencies and Ministers, investigating complaints about the handling of FOI requests and providing guidance and training on the operation of the FOI Act.

On 26 February 2010 Professor John McMillan AO was appointed as the Information Commissioner Designate. Professor McMillan will commence his term as the Australian Information Commissioner on 1 November 2010.

Other key features of the reforms include:

- a revised objects provision in the FOI Act which makes clear that the underlying rationale of the Act is to strengthen Australia's representative democracy through increasing participation in government processes and increasing the accountability of government;
- a new, single form of public interest test weighted towards disclosure; and
- the establishment of a new web-based information publication scheme, to commence on 1 May 2011, that will provide a framework for agencies to proactively disclose more information to the public.

The 2009–10 FOI annual report shows that 87.2 per cent of FOI requests are from people seeking access to documents containing personal information about either themselves or other people. The remaining 12.8 per cent of FOI requests are for documents containing other information, such as documents concerning policy development and government decision-making.

As the majority of FOI requests are for personal information, I am pleased to announce that under the revised regime of FOI fees and charges commencing on 1 November 2010, people seeking access to their own personal information will not be liable for any fees or charges whatsoever. For all other applications there will be no application fee and the first five hours of decision-making time will be free of charge.

The report also shows that in 2009–10:

- Australian Government agencies received 21,587 FOI access requests, which is a decrease of 21.7 per cent on the previous year's figure; and
- 92.5 per cent of access requests were granted in full or in part.

A significant factor in the decrease in overall request numbers to the Australian Government is due to Centrelink's request numbers decreasing by 5,752 from the previous year. Centrelink has streamlined processes to allow customers easier access to their own personal information, releasing outside the formal processes of the FOI Act, where appropriate.

The Government has undertaken the most significant overhaul of the FOI Act since its commencement in 1982 and intends that this will lead progressively to a more pro-disclosure culture within agencies.

A handwritten signature in black ink that reads "Brendan O'Connor". The signature is written in a cursive style and is positioned above the printed name.

BRENDAN O'CONNOR

31 October 2010

TABLE OF CONTENTS

MINISTER’S INTRODUCTION	iii
CHAPTER 1: ACTIVITY UNDER THE FOI ACT	1
Introduction	1
Requests received	1
Types of requests reported	1
Number of requests received	2
Breakdown of statistics: “personal” information and “other” information	2
Details of requests received	3
FOI access requests determined 2009–10	5
Time taken to respond to FOI access requests	8
Transfer of requests	10
Amendment of personal records	10
Response time for requests for amendment of personal records	11
Fees and charges	11
Fees	12
Charges	12
CHAPTER 2: REVIEW OF FOI DECISIONS	14
Introduction	14
Internal review	14
Administrative Appeals Tribunal	15
Ombudsman	17
CHAPTER 3: IMPACT OF FOI ON AGENCY RESOURCES	19
Introduction	19
Summary of total and average costs	19
Cost of FOI for 2009–10	20
Staff costs	20
Identified non-staff expenditure	22
Administration	23
Appeals	24
Cost comparison from 2000–01 to 2009–10	24
CHAPTER 4: ADMINISTRATION OF THE FOI ACT	25
Introduction	25
Co-ordination and administration of the FOI Act	25
Appointment of Information Commissioner Designate	25
Amendment to Fees and Charges Guidelines	25
New requirement for agencies to take contractual measures	26

TABLE OF CONTENTS

Measures to assist agencies to comply with the FOI Act	26
FOI website	26
FOI electronic discussion list	26
Measures to assist the public	26
FOI website	26
FOI Guidelines	27
FOI annual report	27
Section 8 statements	27
Section 9 statements	27
Monitoring FOI decision-making and workload	30
Extent of reporting	30
Frequency of reporting	31
Comments on statistical collection	31
CHAPTER 5: AMENDMENT OF THE FOI ACT AND REGULATIONS	32
Introduction	32
Amendment of the FOI Act	32
Amendment of the FOI Regulations	34
APPENDICES:	35
Appendix A: Request numbers	36
Appendix B: Action on requests	61
Appendix C: Response time	71
Appendix D: Fees and charges notified and collected	81
Appendix E: Internal review – applications and results	92
Appendix F: AAT review – applications and results	98
Appendix G: AAT review – applications	102
Appendix H: Amendment of personal records – primary request result	103
Appendix I: Response time – amendment of personal records – primary requests	104
Appendix J: Amendment of personal records – internal review result	105
Appendix K: Amendment of personal records – AAT review result	106
Appendix L: Summary of all costs of FOI reported by agencies	107
Appendix M: Non-labour costs reported by agencies	112
Appendix N: Agencies and Ministers subject to the FOI Act as at 1 July 2010	116
Appendix O: Summary of FOI requests by type – 2001–02 to 2009–10	120

CHAPTER 1

ACTIVITY UNDER THE FOI ACT

INTRODUCTION

1.1 This chapter examines the use made of the *Freedom of Information Act 1982* (Cth) (FOI Act) during the reporting year 1 July 2009 to 30 June 2010 and the responses by agencies to requests made under the FOI Act.

1.2 Subsection 93(3) of the FOI Act requires this report to include particulars of:

- the number of requests made;
- the number of decisions granting, partially granting or refusing access;
- the number and outcome of applications for internal review under section 54;
- the number and outcome of requests to amend personal records under section 48;
- the number and outcome of applications to the Administrative Appeals Tribunal; and
- fees and charges collected.

1.3 Commentary on the more significant statistics is contained in this chapter and chapters 2 and 3. Detailed statistical information for each agency receiving requests in the reporting period appears in Appendices A–M.

REQUESTS RECEIVED

Types of requests reported

1.4 Agencies are only required to supply information on “formal” requests; that is, those which meet the requirements of section 15 of the FOI Act. Accordingly, the figures for requests do not include applications which did not satisfy these requirements. Also, section 15A of the FOI Act states that, where an agency has established procedures for giving employees or former employees access to their personnel records, an employee or former employee must first use those procedures. An employee or former employee, if not satisfied with the result of using those procedures, or if not notified within 30 days of the outcome of using the non-FOI Act procedures, may then use the procedures under the FOI Act.

1.5 Where requests do not satisfy the requirements of section 15, agencies must assist the applicant in making a request which does satisfy the requirements (see subsection 15(3) of the FOI Act). Many agencies have a policy of satisfying routine requests for information outside the scope of the FOI Act. This is consistent with section 14 of the FOI Act, which makes it clear that the FOI Act is not intended as the sole means of access to documents held by government agencies. Indeed, the FOI Act sets a minimum standard, rather than a maximum standard, for access to information. Giving access to information outside the FOI Act, therefore, is consistent with the intention of the FOI Act to promote open government.

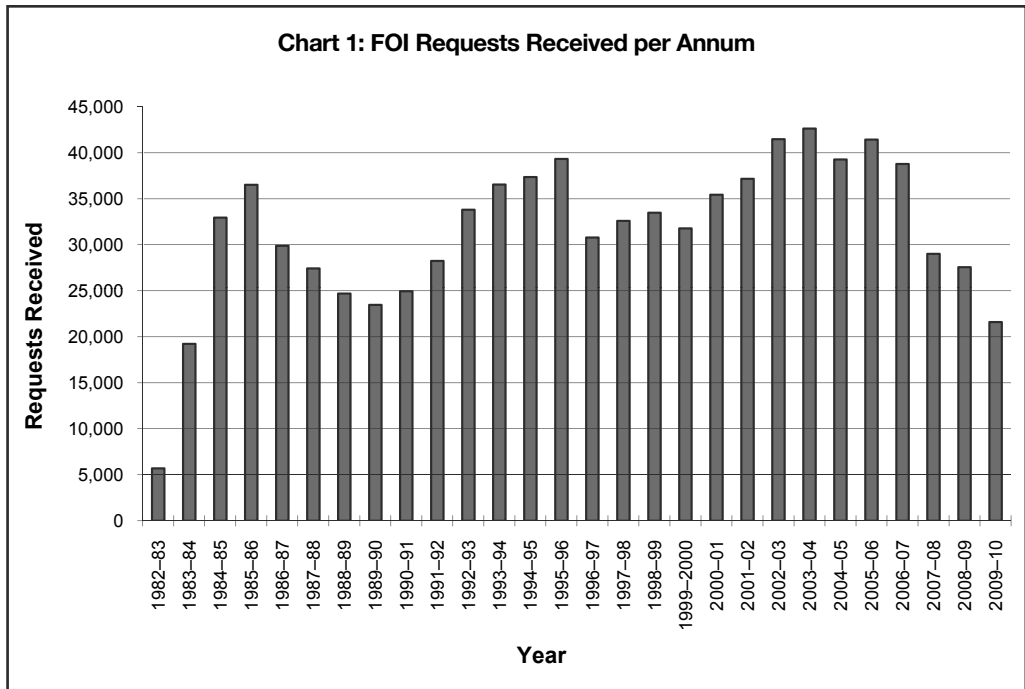
Number of requests received

1.6 In 2009–10 a total of 21,587 FOI access requests were received by agencies, a decrease of 5,974 requests (21.7%) from 2008–09. **Appendix A** provides details of requests received by agencies in 2009–10. **Table 1** provides a comparison of requests received in the last 4 years.

TABLE 1 – Total FOI Access Requests Received: 2006–07 to 2009–10

2006–07	2007–08	2008–09	2009–10
38,787	29,019	27,561	21,587

1.7 Between 1 December 1982 (the date of commencement of the FOI Act) and 30 June 2010, Commonwealth agencies received a total of 883,034 access requests. **Chart 1** shows the total number of requests for each year since the commencement of the Act in 1982. It should be noted that in 1982–83 the FOI Act operated for seven months only.

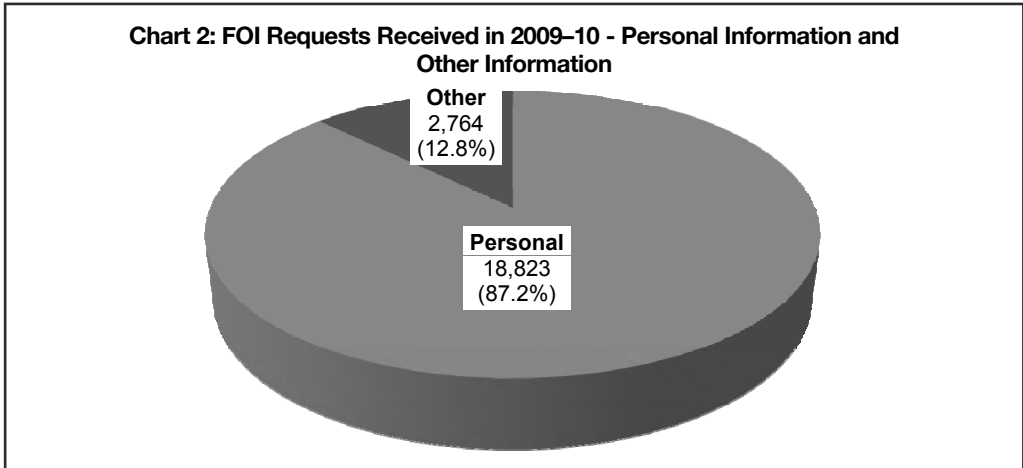


Breakdown of statistics: “personal” information and “other” information

1.8 Since 2000–01, FOI access requests received have been broken down into requests for documents containing “personal” information and requests for documents containing “other” information. A request for “personal” information means a request for documents which contains information about a person. A request for “other” information means a request for all other documents, such as documents concerning policy development and government

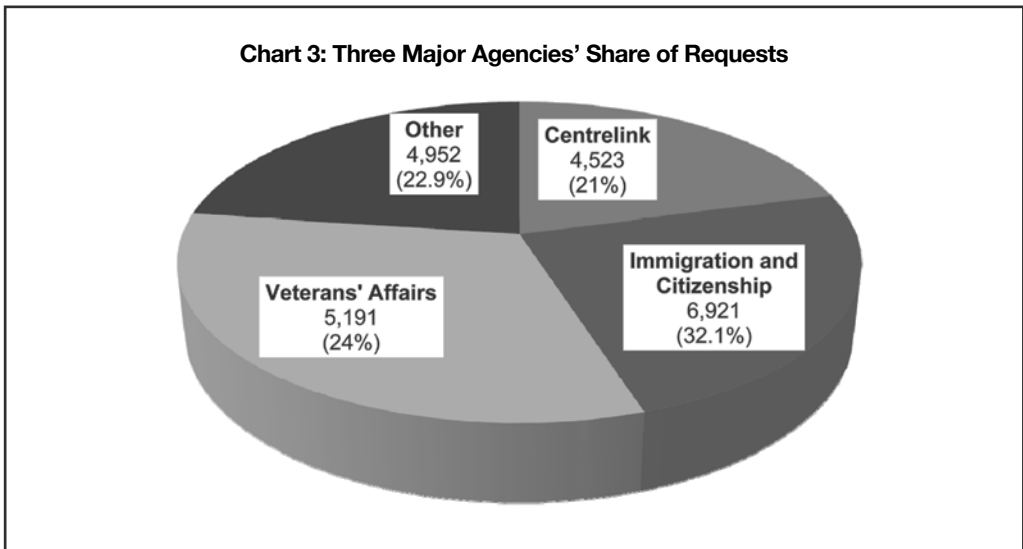
decision-making. **Appendix A** shows the number of requests for documents containing “personal” information and documents containing “other” information for each agency.

1.9 **Chart 2** shows the total number of “personal” and “other” requests received by agencies in 2009–10. It can be seen that the vast majority of requests (18,823 or 87.2%) are for documents containing “personal” information. The percentage of “personal” requests received as a total of all requests received has increased from 80% in 2008–09. **Appendix O** shows a breakdown of FOI requests by type (“personal” information and “other” information) from 2001–02 to 2009–10.



Details of requests received

1.10 Centrelink, the Department of Immigration and Citizenship (DIAC) and the Department of Veterans’ Affairs (DVA) continue to receive the majority of requests. Commonly, requests to these agencies are from clients seeking access to documents containing their own personal information. **Chart 3** shows these agencies’ share of the total number of requests received by all agencies in 2009–10.



1.11 DIAC received the largest number of requests in 2009–10. Requests to DIAC increased by 1,028 (17.4%) from 2008–09. Centrelink received 5,752 less requests (a fall of 56%), the Australian Taxation Office (ATO) received 552 less requests (a fall of 41%) and DVA received 779 less requests (a fall of 13%).

1.12 Centrelink's request numbers fell in 2009–10 because Centrelink streamlined processes to allow customers easier access to their own personal information, releasing outside the formal processes of the FOI Act, where appropriate. Current Centrelink policy is to provide customers with access to their own personal information. The ATO's request numbers fell primarily because the ATO made arrangements for standard information requested by liquidators to be available outside the FOI Act.

1.13 Agencies' share of requests fell sharply after the top three agencies. The top 20 agencies in 2009–10 which received the greatest number of requests are shown in **Table 2**, together with a comparison of requests received in the previous year. As the number of requests received varies from year to year, the Top 20 agencies listed for 2009–10 are not the same as those listed for the previous year.

TABLE 2 – Top 20 Agencies: Access Requests Received

AGENCY	2008–09			%	2009–10			%	Variation
	Personal	Other	Total		Personal	Other	Total		
Department of Immigration and Citizenship	3,432	2,461	5,893	21.38	6,641	280	6,921	32.06	1,028
Department of Veterans' Affairs	5,962	8	5,970	21.66	5,178	13	5,191	24.05	-779
Centrelink	10,253	22	10,275	37.28	4,507	16	4,523	20.95	-5,752
Australian Taxation Office	159	1,188	1,347	4.89	164	631	795	3.68	-552
Department of Human Services	450	19	469	1.7	489	11	500	2.32	31
Migration Review Tribunal	323	0	323	1.17	342	0	342	1.58	19
Refugee Review Tribunal	400	3	403	1.46	331	3	334	1.55	-69
Trade Marks Office	0	401	401	1.45	0	322	322	1.49	-79
Department of Education, Employment and Workplace Relations	167	48	215	0.78	223	67	290	1.34	75
Australian Federal Police	216	26	242	0.88	219	31	250	1.16	8
Department of Health and Ageing	1	226	227	0.82	1	219	220	1.02	-7
Department of Defence	90	63	153	0.56	112	95	207	0.96	54
Department of Foreign Affairs and Trade	63	26	89	0.32	78	37	115	0.53	26
Australian Securities and Investments Commission	8	68	76	0.28	16	79	95	0.44	19
Military Superannuation and Benefits Board of Trustees No. 1*	–	–	–	–	88	1	89	0.41	–
ComSuper	92	0	92	0.33	78	0	78	0.36	-14
Department of the Environment, Water, Heritage and the Arts*	–	–	–	–	2	74	76	0.35	–
Department of the Prime Minister and Cabinet	3	52	55	0.2	5	66	71	0.33	16
Attorney-General's Department	23	50	73	0.26	26	41	67	0.31	-6
Australian Transaction Reports and Analysis Centre (AUSTRAC)	32	18	50	0.18	47	12	59	0.27	9
Top 20	21,674[^]	4,880[^]	26,554[^]	96.33[^]	18,547	1,998	20,545	95.17	N/A
Remaining Agencies	359	648	1,007	3.67	276	766	1,042	4.83	N/A
TOTAL	22,033	5,528	27,561	100	18,823	2,764	21,587	100	N/A

*Denotes an agency not listed in the Top 20 agencies in 2008–09.

[^]This figure is the total for the Top 20 agencies in 2008–09. It is not the total of all agencies' figures in this column. The top 20 agencies in 2008–09 are different to the Top 20 agencies in 2009–10.

1.14 Of the 119 agencies receiving requests this year:

- 68 agencies (57.1%) received 10 or less requests;
- 27 agencies (22.7%) received 11–40 requests;
- 11 agencies (9.2%) received 41–100 requests;
- 10 agencies (8.4%) received 101–1,000 requests; and
- 3 agencies (2.5%) received more than 1,000 requests.

FOI ACCESS REQUESTS DETERMINED 2009–10

1.15 Based on the figures provided by agencies and reproduced in the Appendices, the number of requests in the year under report is as follows:

- on hand at the beginning of the year: **2,806**¹
- received: **21,587**²
- requiring determination: **24,393**³
- determined: **19,583**⁴
- withdrawn: **2,235**⁵
- transferred in whole: **695**⁶
- finalised in total: **22,513**⁷
- on hand at the end of the year: **1,880**⁸

1.16 **Table 3** shows FOI access decision-making in 2009–10 compared with the previous year, broken into requests for personal information, other requests and totals.

TABLE 3 – FOI Access Requests Determined

DECISION	2008–09			%	2009–10			%
	Personal	Other	Total		Personal	Other	Total	
Granted in Full	15,789	2,060	17,849	71	11,592	898	12,490	63.78
Granted in Part	3,763	1,997	5,760	22.91	4,490	1,130	5,620	28.7
Refused	927	603	1,530	6.09	1,059	414	1,473	7.52
TOTAL	20,479	4,660	25,139	100	17,141	2,442	19,583	100

¹ See “On Hand 1st July 2009” in Appendix A. The 2,806 figure reported is less than was reported as on hand at the end of the 2008–09 financial year. This reflects revised figures provided by agencies. The discrepancy in the transition between reporting periods occurs each year.

² See “Total Requests Received” in Appendix A.

³ The number of requests requiring determination is the sum of requests on hand at the beginning of the year and requests received.

⁴ See “Total Determined” in Appendix B. The number of requests determined is the sum of requests granted in full, requests granted in part and access refused.

⁵ See Total for “Withdrawn” in Appendix B.

⁶ See Total for “Transferred in Whole” in Appendix B.

⁷ See Total for “Requests Finalised” in Appendix A. The number of requests finalised in total is the sum of requests determined, withdrawn and transferred in whole – see Appendix B.

⁸ See Total for “On Hand 30th June 2010” in Appendix A. The number of requests on hand at the end of the year is the number of requests finalised in total subtracted from the number of requests requiring determination.

1.17 Table 3 shows that the percentage of determined requests “granted in full” decreased from 71% in 2008–09 to 63.78% in 2009–10. The percentage of requests “granted in part” increased from 22.91% to 28.7%. The percentage of requests refused increased from 6.09% to 7.52%. Note that in addition to the situation where a document is exempt, a request is categorised as “refused” in a number of technical situations such as where the documents sought do not exist or cannot be found. The number of requests granted in full or in part, or refused, for each agency is set out in **Appendix B**. The statistics in Appendix B contain a breakdown by category of “personal” information and “other” information.

1.18 **Table 4** lists the top 20 agencies in order of decisions made. The high grant rate for many of these agencies is to be expected because the majority of their requests are from clients seeking access to documents containing their own personal information.

TABLE 4 – Top 20 Agencies Requests Determined

AGENCY	Granted in Full	%	Granted in Part	%	Refused	%	Total
Department of Immigration and Citizenship	3,485	52.64	2,598	39.24	537	8.11	6,620
Department of Veterans' Affairs	4,570	99.15	28	0.61	11	0.24	4,609
Centrelink	2,788	62.18	1,343	29.95	353	7.87	4,484
Australian Taxation Office	274	37.43	355	48.5	103	14.07	732
Department of Human Services	129	36.65	197	55.97	26	7.39	352
Trade Marks Office	228	69.72	96	29.36	3	0.92	327
Refugee Review Tribunal	159	63.86	81	32.53	9	3.61	249
Department of Education, Employment and Workplace Relations	156	71.89	47	21.66	14	6.45	217
Australian Federal Police	30	15.96	119	63.3	39	20.74	188
Department of Defence	56	30.11	99	53.23	31	16.67	186
Department of Health and Ageing	22	12.72	70	40.46	81	46.82	173
Migration Review Tribunal	91	63.19	52	36.11	1	0.69	144
Military Superannuation and Benefits Board of Trustees No. 1	79	91.86	1	1.16	6	6.98	86
Department of Foreign Affairs and Trade	15	18.99	52	65.82	12	15.19	79
ComSuper	75	96.15	2	2.56	1	1.28	78
Australian Transaction Reports and Analysis Centre (AUSTRAC)	7	11.86	39	66.1	13	22.03	59
Australian Securities and Investments Commission	21	37.5	12	21.43	23	41.07	56
Australian Competition and Consumer Commission	12	25	23	47.92	13	27.08	48
Department of the Environment, Water, Heritage and the Arts	15	31.91	20	42.55	12	25.53	47
Department of Finance and Deregulation	17	42.5	16	40	7	17.5	40
Top 20	12,229	62.45	5,250	26.81	1,295	6.61	18,774
Remaining Agencies	261	1.33	370	1.89	178	0.91	809
TOTAL	12,490	63.78	5,620	28.70	1,473	7.52	19,583

1.19 **Table 5** lists the agencies which determined 10 or more requests and granted full access to more than 90% of those requests.

TABLE 5 – Agencies with Greater than 90% “Granted in Full” Rate

AGENCY	Requests Determined	Granted In Full	%
Department of Veterans’ Affairs	4,609	4,570	99
ComSuper	78	75	96
Military Superannuation and Benefits Board of Trustees No. 1	86	79	92

1.20 **Table 6** shows those agencies which determined 10 or more requests and granted full access to less than 50% of those requests.

TABLE 6 – Agencies with Less than 50% “Granted in Full” Rate

AGENCY	Requests Determined	Granted In Full	%
Commonwealth Ombudsman	20	0	0
Australian Prudential Regulation Authority	10	1	10
Department of Families, Housing, Community Services and Indigenous Affairs	34	4	12
Australian Transaction Reports and Analysis Centre (AUSTRAC)	59	7	12
Department of Health and Ageing	173	22	13
Australian National University	14	2	14
Fair Work Ombudsman	21	3	14
Department of Broadband, Communications and the Digital Economy	19	3	16
Australian Federal Police	188	30	16
Department of the Prime Minister and Cabinet	22	4	18
Department of Foreign Affairs and Trade	79	15	19
Australian Communications and Media Authority	15	3	20
Department of Climate Change and Energy Efficiency	14	3	21
Director of Public Prosecutions	13	3	23
Australian Broadcasting Corporation	12	3	25
Prime Minister	12	3	25
Department of Agriculture, Fisheries and Forestry	16	4	25
Attorney-General's Department	36	9	25
Australian Competition and Consumer Commission	48	12	25
Australian Maritime Safety Authority	27	7	26
Australian Customs and Border Protection Service	37	10	27
Department of the Treasury	37	11	30
Department of Defence	186	56	30
Department of the Environment, Water, Heritage and the Arts	47	15	32
Office of the Privacy Commissioner	17	6	35
Department of Human Services	352	129	37
Australian Taxation Office	732	274	37
Australian Securities and Investments Commission	56	21	38
Australian Postal Corporation	28	11	39
Dept of Infrastructure, Transport, Regional Development and Local Govt	24	10	42
Department of Finance and Deregulation	40	17	43
Civil Aviation Safety Authority	39	17	44
Department of Innovation, Industry, Science and Research	27	12	44
Australian Pesticides and Veterinary Medicines Authority	11	5	45
Airservices Australia	24	11	46

TIME TAKEN TO RESPOND TO FOI ACCESS REQUESTS

1.21 Where an agency or Minister receives a request which satisfies the requirements of section 15, they must comply by notifying the applicant of the decision on the request within 30 days of the day after the request is received. Where an agency or Minister is considering releasing a document which concerns a State Government, commercial organisation or private individual (third party), the agency or Minister is required to consult with the relevant third party in accordance with sections 26A, 27 or 27A of the FOI Act before making a final decision in respect of the release of that document. In such cases the 30 day processing time limit for the request may be extended by a further 30 days, providing a permissible response time of up to 60 days. If the time limit for the request is extended, the applicant must be informed.

1.22 In addition to consultation requirements, other factors which have caused response times to exceed 30 days are: (a) untimely transfers between agencies; and (b) agreement between an agency and an FOI applicant to a longer time limit.

1.23 The time taken by agencies to notify access decisions (to grant access in whole or in part or to refuse access) is set out in **Table 7**.

1.24 This report contains a breakdown showing response times of 31–60 days for decisions where consultation occurred in accordance with sections 26A, 27 or 27A of the FOI Act and response times of 31–60 days where no statutory consultation occurred (see paragraph 1.21 above for more information about statutory consultation).

1.25 **Appendix C** provides full details of response times for agencies, including a breakdown of response times for “personal” information and “other” information requests.

TABLE 7 – Response Times: FOI Access Requests

RESPONSE TIME	2008–09			%	2009–10			%
	Personal	Other	Total		Personal	Other	Total	
0–30 Days	18,197	2,741	20,938	83.29	14,379	1,078	15,457	78.93
31–60 Days With Consultation⁹	241	359	600	2.39	241	449	690	3.52
31–60 Days Without Consultation	1,578	1,078	2,656	10.57	1,575	484	2,059	10.51
61–90 Days	237	264	501	1.99	625	248	873	4.46
Over 90 Days	226	218	444	1.77	321	183	504	2.57
TOTAL	20,479	4,660	25,139	100	17,141	2,442	19,583	100

1.26 Table 7 shows that there has been a decrease in the percentage of requests responded to in the timeframe categories of “0–30 Days” and “31–60 Days Without Consultation” and an increase in the percentage of requests responded to in the other three timeframe categories. The total of 19,583 for 2009–10 corresponds with the total requests determined in Table 3.

⁹ See paragraphs 1.21 and 1.24 for further information about the meaning of the categories “31–60 Days With Consultation” and “31–60 Days Without Consultation”.

1.27 **Table 8** lists those agencies which notified 20 or more decisions on access within 31–60 days and the percentage which those decisions represent of the total number of requests determined by those agencies during the year. Table 8 shows that statutory consultation has occurred in some of those decisions. In decisions where statutory consultation has occurred, it is permissible for an agency to respond within 60 days of receipt of the request (see paragraph 1.21 above).

TABLE 8 – Agencies with 20 or More Requests Responded to Within 31–60 Days

AGENCY	Total Requests Determined	31–60 Days With Consultation	%*	31–60 Days Without Consultation	%*
Department of Immigration and Citizenship	6,620	0	0	1,149	17.36
Centrelink	4,484	27	0.6	248	5.53
Australian Taxation Office	732	5	0.68	230	31.42
Department of Veterans' Affairs	4,609	8	0.17	180	3.91
Department of Human Services	352	6	1.7	87	24.72
Department of Health and Ageing	173	41	23.7	24	13.87
Australian Federal Police	188	39	20.74	21	11.17
Department of Foreign Affairs and Trade	79	8	10.13	16	20.3
Department of Defence	186	21	11.29	12	6.45
Trade Marks Office	327	179	54.74	6	1.83
Dept of Education, Employment and Workplace Relations	217	127	58.53	0	0

*Number of requests responded to within 31–60 days, with and without consultation respectively, expressed as a percentage of the total number of requests determined by the agency.

1.28 **Table 9** lists those agencies which notified 10 or more decisions on access within the category of 61–90 days, and the percentage which those decisions represent of the total number of requests determined by those agencies during the year.

TABLE 9 – Agencies with 10 or More Requests Responded to Within 61–90 Days

AGENCY	Total Requests Determined	61–90 Days	%*
Department of Immigration and Citizenship	6,620	543	8.2
Australian Taxation Office	732	62	8.47
Department of Veterans' Affairs	4,609	45	0.98
Department of Health and Ageing	173	35	20.23
Department of Human Services	352	32	9.09
Centrelink	4,484	25	0.56
Trade Marks Office	327	25	7.65
Australian Federal Police	188	24	12.77
Department of Foreign Affairs and Trade	79	13	16.46
Department of Defence	186	11	5.91
Department of Families, Housing, Community Services and Indigenous Affairs	34	11	32.35
Department of the Environment, Water, Heritage and the Arts	47	11	23.4

*Number of requests responded to within 61–90 days, expressed as a percentage of the total number of requests determined by the agency.

1.29 **Table 10** lists those agencies which notified decisions on access beyond 90 days of the request being received and the percentage which those decisions represent of the total number of requests determined by those agencies during the year.

TABLE 10 – Response Time: Greater than 90 Days

AGENCY	Total Requests Determined	Greater than 90 Days	%*
Department of Immigration and Citizenship	6,620	254	3.84
Australian Taxation Office	732	66	9.02
Department of Human Services	352	30	8.52
Australian Competition and Consumer Commission	48	27	56.25
Department of Defence	186	25	13.44
Department of the Environment, Water, Heritage and the Arts	47	16	34.04
Department of Foreign Affairs and Trade	79	14	17.72
Department of Veterans' Affairs	4,609	14	0.3
Australian Federal Police	188	12	6.38
Department of Health and Ageing	173	12	6.94
Centrelink	4,484	6	0.13
Dept of Infrastructure, Transport, Regional Development and Local Govt	24	6	25
Australian Securities and Investments Commission	56	4	7.14
Department of Agriculture, Fisheries and Forestry	16	3	18.75
Department of Families, Housing, Community Services and Indigenous Affairs	34	3	8.82
Australian Transaction Reports and Analysis Centre (AUSTRAC)	59	2	3.39
Screen Australia	5	2	40
Department of Finance and Deregulation	40	2	5
Australian Customs and Border Protection Service	37	1	2.7
Australian Human Rights Commission	8	1	12.5
Director of Public Prosecutions	13	1	7.69
Department of Climate Change and Energy Efficiency	14	1	7.14
Minister for Environment Protection, Heritage and the Arts	1	1	100
Department of the Prime Minister and Cabinet	22	1	4.55

*Number of requests responded to after 90 days, expressed as a percentage of the total number of requests determined by the agency.

TRANSFER OF REQUESTS

1.30 Section 16 of the FOI Act provides that, as far as possible, the most appropriate agency will deal with an FOI request, regardless of which agency receives it. An agency can transfer a request when it does not hold the documents being sought, or when the subject matter of the request is more closely connected to the functions of another agency. Only 695 requests were transferred in whole during the year. It is possible to transfer part of a request to another agency. Statistics are not collected on the number of requests partially transferred.

AMENDMENT OF PERSONAL RECORDS

1.31 Section 48 of the FOI Act confers a right to request an agency or Minister to amend a document to which lawful access has been granted, where the applicant claims that information in the document:

- contains personal information about the applicant;
- is incomplete, incorrect, out of date or misleading; and
- has been used, is being used, or is available for use by the agency or Minister for an administrative purpose.

1.32 In 2009–10, 4,628 requests for amendment of personal records were received by 13 agencies, representing a decrease of 404 requests from the previous year. The Department of Immigration and Citizenship received 4,583 requests for amendment of personal records. **Appendices H, J and K** set out full details of agencies' determination of requests for

amendment of records. **Table 11** compares the pattern of decision-making for amendment of personal records for this reporting year with the previous reporting year.

TABLE 11 – Determination of FOI Requests for Amendment of Personal Records

DETERMINATION	2008–09	%	2009–10	%
Grant–Alter Record	3,148	69.2	3,577	76.2
Grant–Notate Record	243	5.3	340	7.2
Grant–Alter and Notate Record	471	10.4	108	2.3
Refused	686	15.1	669	14.3
TOTAL DETERMINED*	4,548	100	4,694	100

*The total number of requests determined differs from the total number of requests received (see paragraph 1.32 above) because not all requests are determined within the same reporting period.

RESPONSE TIME FOR REQUESTS FOR AMENDMENT OF PERSONAL RECORDS

1.33 An agency is required to notify an applicant of a decision on their request as soon as practicable but in any case not later than 30 days after the date the request is received. Agencies are asked to report how many requests they deal with in each of 3 specified time periods. **Table 12** summarises response times for all agencies receiving requests for amendment of personal records during the reporting period. Full details of agencies' response times for requests to amend personal records are in **Appendix I**.

TABLE 12 – Response Times: Amendment of Personal Records

RESPONSE TIME	Number of Requests	% of Total
0–30 Days	3,500	73
31–60 Days	769	16
Over 60 Days	541	11
TOTAL	4,810*	100

*The total number of requests in Table 12 differs from the total number of requests received (see paragraph 1.32 above) because not all requests are determined within the same reporting period.

FEES AND CHARGES

1.34 FOI fees and charges have not increased since November 1986. They are designed to ensure that users of the FOI Act make a contribution towards the costs of providing FOI access to documents. As paragraph 1.39 indicates, the amount of fees and charges collected represents a small percentage of the estimated costs of dealing with FOI requests. Fees and charges are not applicable where an applicant is seeking access to his or her own income support documents. Agencies have a general discretion to remit application fees and not to impose charges, but must take into account financial hardship and public interest factors. **Appendix D** sets out full details of fees and charges notified and collected by agencies.

1.35 **Table 13** shows the amounts collected by agencies which together collected 85% of all fees and charges revenue.

Fees

1.36 During the year a total of \$211,612 was collected in application fees for all initial applications and internal review applications. This is an increase of \$36,098 on the amount collected in 2008–09. The total amount of application fees collected in 2009–10 accounts for 41% of the total FOI revenue collected in 2009–10. In 2008–09 the total amount collected for application fees was 40% of the total FOI revenue.

1.37 Of the total amount of application fees collected in 2009–10, \$203,572 was for processing initial requests and \$8,040 for processing internal reviews. The corresponding figures for 2008–09 were \$165,226 and \$10,288 respectively.

Charges

1.38 Agencies notified a total of \$3,177,732 in charges, but exercising their discretion under section 29 of the FOI Act, collected only \$305,178 (10%) of those charges. Section 29 provides that where an agency decides that an applicant is liable to pay a charge for access to a document, the agency must make a preliminary assessment of the charge and notify the applicant of that charge in writing. The applicant then has the opportunity to withdraw the request, ask that the charge be reduced or not imposed, or agree to pay the charge as assessed. Where an applicant asks that the charge be reduced or not imposed, the agency must consider the applicant's reasons and may decide to reduce the charge or to not impose it.

TABLE 13 – Agencies which Together Collected 85% of all Fees and Charges

AGENCY	Number of Requests Received	Total Fees Collected (\$)	Charges Collected (\$)	Total Fees and Charges Collected (\$)
Department of Immigration and Citizenship	6,921	118,500	0	118,500
Department of Health and Ageing	220	6,620	82,452	89,072
Australian Taxation Office	795	17,562	17,325	34,887
Trade Marks Office	322	9,820	17,947	27,767
Department of Education, Employment and Workplace Relations	290	3,450	21,794	25,244
Department of the Environment, Water, Heritage and the Arts	76	2,000	22,450	24,450
Department of Defence	207	3,250	18,528	21,778
Australian Federal Police	250	6,353	11,016	17,369
Australian Competition and Consumer Commission	35	1,310	13,827	15,137
Department of Finance and Deregulation	54	1,030	12,921	13,951
Department of Veterans' Affairs	5,191	5,950	7,949	13,899
Department of the Treasury	53	1,500	11,138	12,638
Australian Securities and Investments Commission	95	3,320	5,013	8,333
Dept of Infrastructure, Transport, Regional Development and Local Govt	37	1,160	6,279	7,439
Australian Transaction Reports and Analysis Centre (AUSTRAC)	59	1,820	5,548	7,368
Department of Families, Housing, Community Services and Indigenous Affairs	40	870	5,959	6,829
Subtotal	14,645	184,515	260,146	444,661
Remaining Agencies	6,942	27,097	45,032	72,119
TOTAL	21,587	211,612	305,178	516,790

1.39 During the year under report:

- charges were notified in respect of 4,796 requests;
- the total amount of fees and charges collected (including fees for internal review) was \$516,790, an increase of \$78,732 (18%) on the amount collected in the previous reporting year; and
- the total amount of fees and charges collected represents 1.9% of the total cost of the FOI Act (see Chapter 3 and **Appendix L** for further information about the total cost of the FOI Act).

CHAPTER 2

REVIEW OF FOI DECISIONS

INTRODUCTION

2.1 Under the FOI Act, an applicant who is dissatisfied with the decision of an agency on his or her initial FOI request has several avenues for review or redress. The applicant can first seek internal review by the agency; then external merits review by the Administrative Appeals Tribunal (AAT); followed by appeals on possible errors of law to the Federal Court or High Court. In addition, an applicant may make a complaint at any time on matters of administration to the Commonwealth Ombudsman.

2.2 Third parties under the Commonwealth FOI Act, being State Governments (sections 26A and 33A), commercial organisations (sections 27 and 43) and private individuals (sections 27A and 41), have the same review rights as an FOI applicant in the event that an agency decides to release documents contrary to their submissions. Third parties may, however, choose to appeal directly to the AAT and are not required to first seek internal review.

2.3 Agencies are encouraged to delegate the authority to make initial decisions to the lowest practicable level. This allows agencies to deal with requests efficiently in the first instance and to conserve the time of their senior officers on FOI matters. The internal review procedure then allows an agency to reconsider its initial decision at a more senior level before recourse may be had to the AAT. Section 23 of the FOI Act permits the responsible Minister or the principal officer of an agency either to make decisions themselves or to authorise officers of the agency to make decisions.

2.4 Part VI of the FOI Act deals both with internal review and the right to seek external merits review of a variety of agency decisions at the AAT.

INTERNAL REVIEW

2.5 A person dissatisfied with an agency's decision on an application for access may apply to the agency for internal review of the decision (see section 54 of the FOI Act). Such a review is an entirely fresh decision. It is not appropriate for the internal review decision-maker to merely ratify what went before. Instead, the internal reviewer needs to consider matters anew, from the beginning and on their merits. Internal review is generally a prerequisite to AAT review. Subsection 54(2) requires that the internal review be conducted by a person other than the person who made the initial decision. If the initial decision-maker is the responsible Minister or the principal officer of the agency, internal review is not available and application for review must be made directly to the AAT.

2.6 In 2009–10, 389 requests were made for internal review of agency decisions on access requests. Of these requests, 224 were for review of decisions on requests for documents containing “personal” information and 165 were for review of decisions on requests for “other” information documents. **Appendix E** contains details of internal review applications and results as reported by agencies, broken down into the categories of “personal” information and “other” information.

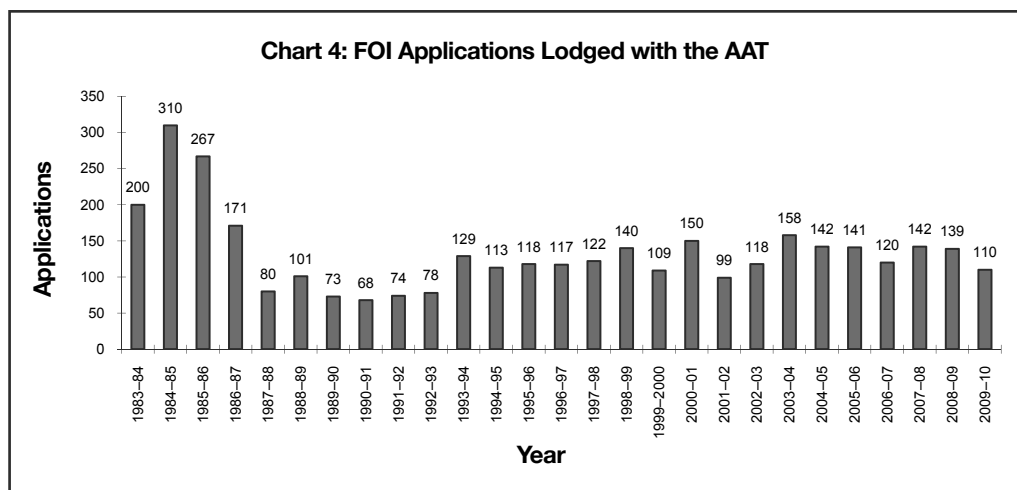
2.7 In this period, agencies made 367 decisions on internal review. Of these, 157 (42.8%) affirmed the original decision; 57 (15.5%) were granted in full and 153 (41.7%) resulted in some concession by agencies to applicants. 11 applications for internal review were withdrawn.

2.8 There were 70 requests for internal review of decisions concerning amendment of personal records, and 21 decisions resulted in concession by agencies (see **Appendix J**).

ADMINISTRATIVE APPEALS TRIBUNAL

2.9 In external merit reviews, the AAT considers the facts, law and policy aspects of the original decision afresh, and can make a new decision affirming, varying or setting aside the original decision. “*Merits review is characterised by the capacity for substitution of the decision of the reviewing person or body for that of the original decision maker*” (see Administrative Review Council, *Better Decisions: Review of Commonwealth Merits Review Tribunals*, 1995, page 9). Where, however, it is established that a document is an “exempt document” under the FOI Act, the AAT does not have power to decide that access to the document, so far as it contains exempt matter, is to be granted (see subsection 58(2) of the FOI Act). The AAT’s decisions are appealable, but only in relation to errors of law, to the Federal Court of Australia. The fee for an application to the AAT increases on each biennial anniversary of 1 July 1996 (based on a calculation related to Consumer Price Index figures). From 1 July 2010 the fee is \$777.

2.10 **Chart 4** shows the number of FOI applications recorded by the AAT since 1983–84. **Appendix F** contains applications and results as reported by agencies, broken down into the categories of requests for documents containing “personal” information and requests for documents containing “other” information. As in previous years, there is a considerable discrepancy between the number of applications reported by agencies (57 – see Appendix F) and that reported by the AAT (110 – see Appendix G). The possible reasons for this discrepancy were canvassed in detail at paragraph 4.7 of the 1994–95 FOI Annual Report. The AAT’s figures are accepted as a more accurate picture of the external appeals figures. **Appendix G** provides a breakdown of application numbers in AAT FOI matters as drawn from AAT case data.



2.11 **Table 14** shows a breakdown by State and Territory Registry of the status of applications to the AAT. This material has been provided by the AAT.

TABLE 14 – Appeals to the Administrative Appeals Tribunal: Breakdown by Registry

REGISTRY	Current at 30 June 2009	Lodged 2009–10	Finalised 2009–10	Current at 30 June 2010
NSW*	37	27	27	32
VIC*	48	40	65	28
QLD	13	9	13	9
SA	6	8	11	3
WA	4	5	5	4
TAS	1	3	2	2
ACT	6	18	15	9
NT	0	0	0	0
TOTAL	115	110	138	87

*After 30 June 2009 5 applications were transferred from NSW to Victoria and subsequently finalised in Victoria. These 5 applications are recorded against NSW in Column 2 in Table 14 and against Victoria in Column 4.

2.12 **Table 15** shows the outcome of decided applications to the AAT. This material has been provided by the AAT.

TABLE 15 – Outcome of Decided Applications to the Administrative Appeals Tribunal: 2009–10

BY CONSENT/WITHDRAWN	TOTAL	BY DECISION	TOTAL	OTHER	TOTAL
Affirmed	3	Affirmed	10	Fee not paid	1
Set Aside	5	Set Aside	3	Extension of time refused	1
Varied	3	Varied	28	Heard – no jurisdiction	3
Dismissed ¹⁰	5	Dismissed ¹¹	25		
Withdrawn ¹²	51				

OMBUDSMAN

2.13 The Commonwealth Ombudsman has a statutory role under the FOI Act to review complaints about the handling of FOI requests by Australian Government agencies, including decisions, delays, and refusal or failure to act.

2.14 During the year, the Ombudsman received 137 complaints and approaches about FOI matters and finalised 161 complaints and approaches. **Table 16** provides further details (this material has been provided by the Office of the Commonwealth Ombudsman).

TABLE 16 – Ombudsman FOI Complaints/Approaches Received and Finalised: 2009–10

AGENCY	Complaints/Approaches Received	Complaints/Approaches Finalised
Centrelink	40	42
Child Support Agency	14	16
Department of Immigration and Citizenship	9	10
Australian Federal Police	7	7
Department of Veterans' Affairs	6	10
Department of Defence	4	4
Dept of Foreign Affairs and Trade	4	3
Dept of Health and Ageing	4	4
Others	49	65
TOTAL	137	161

¹⁰ Applications dismissed by the consent of the parties under subsection 42A(1) of the *Administrative Appeals Tribunal Act 1975* (Cth).

¹¹ Applications dismissed under subsections 42A(2) (non-appearance), 42A(4) (non-reviewable), 42A(5) (failure to comply with a direction or proceed with an application) and 42B(1) (frivolous or vexatious) of the *Administrative Appeals Tribunal Act 1975* (Cth).

¹² Applications withdrawn by the applicant under subsection 42A(1A) of the *Administrative Appeals Tribunal Act 1975* (Cth).

2.15 In his annual report for 2009–10, the Ombudsman notes that 2009–10 is the last full year for which the Ombudsman is responsible for investigating actions taken by Australian Government agencies under the FOI Act. This is because the *Australian Information Commissioner Act 2010*, which substantially commences on 1 November 2010, creates the offices of the Australian Information Commissioner and the Freedom of Information Commissioner, who, together with the existing Privacy Commissioner, will be responsible for information access and related matters in the Commonwealth.

2.16 Of the complaints finalised about FOI requests, 120 were about access to personal documents and 41 about access to general documents. As with previous years, the majority of complaints were about delay, the remission and imposition of fees and charges, and decisions that were not well-explained.

2.17 The Ombudsman notes that complaints to the Ombudsman about delay can often be avoided if agencies better inform applicants about the progress of their request, and the reasons for the delay. The Ombudsman continues to encourage agencies to improve the level of contact with FOI applicants to decrease the need for the Ombudsman's involvement. In cases where the Ombudsman finds there has been a delay, the usual remedy is to speed up the processing of the request and provide an apology to the applicant. In some cases the Ombudsman has suggested that the agency provide additional resources to manage its processing of FOI requests, and appropriate staff training in the requirements under the FOI Act.

2.18 Subsection 15(3) of the FOI Act states that an agency must take reasonable steps to assist a person to make a valid request. In some complaints which were investigated by the Ombudsman, agencies did not meet their obligations under this provision. Some agencies did not assist an FOI applicant where an FOI request was invalid, or where the agency suggested that the request be dealt with informally outside the FOI Act.

CHAPTER 3

IMPACT OF FOI ON AGENCY RESOURCES

INTRODUCTION

3.1 This chapter is concerned with the impact on agency resources of the FOI Act, assessed from reports by agencies relating to the costs of administration of the legislation.

3.2 Summaries of FOI costs identified in 2009–10 are contained in **Appendices L and M**. For the purposes of calculating the costs of administering the FOI Act, agencies are required to provide an estimate of the staff-hours spent on FOI matters and estimates of non-staff costs directly attributable to FOI (such as photocopying). Agencies submit these estimates annually. Experience shows that agencies rarely keep exact records of hours spent by officers on FOI matters and other non-labour costs incurred.

SUMMARY OF TOTAL AND AVERAGE COSTS

3.3 The total reported cost attributable to the FOI Act in 2009–10 was \$27,484,129 which is a decrease of \$2,874,355 (or 9.5%) on the previous year, while total request numbers decreased by 21.7%. Total yearly FOI costs figures since the commencement of the FOI Act are shown in **Table 17**. For the reasons set out in paragraph 3.7 below, pre-2006–07 total costs are no longer strictly comparable with post-2005–06 equivalents. **Table 23** sets out the average cost per FOI request determined (which is the sum of FOI access requests granted in full, in part and refused) from 2000–2001 to 2009–10. The cost per request determined has increased from an average of \$1,208 in 2008–09 to \$1,403 in 2009–10 (16%).

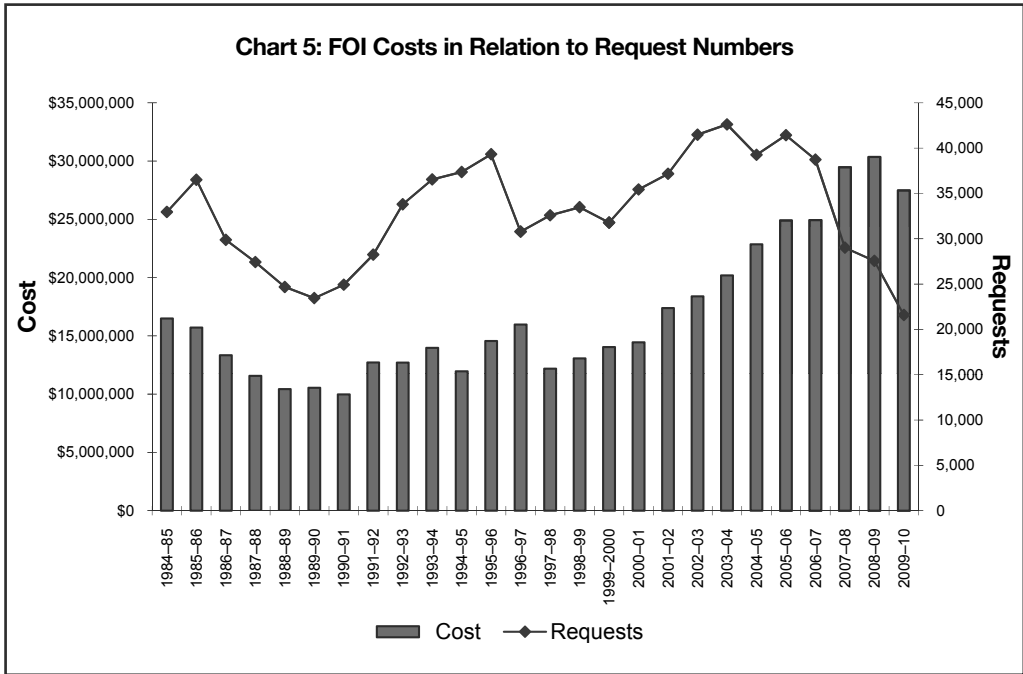
TABLE 17 – Comparative Total Yearly Cost of FOI¹³

Year	Total Cost	Year	Total Cost	Year	Total Cost
1982–83*	\$7,502,355	1992–93	\$12,702,329	2002–03	\$18,398,181
1983–84	\$15,106,511	1993–94	\$13,977,360	2003–04	\$20,189,136
1984–85	\$16,496,961	1994–95	\$11,955,482	2004–05	\$22,860,022
1985–86	\$15,711,889	1995–96	\$14,564,562	2005–06	\$24,903,771
1986–87	\$13,336,864	1996–97	\$15,972,950	2006–07	\$24,936,178
1987–88	\$11,506,931	1997–98	\$12,191,478	2007–08	\$29,474,653
1988–89	\$10,494,376	1998–99	\$13,066,029	2008–09	\$30,358,484
1989–90	\$10,373,321	1999–2000	\$14,035,394	2009–10	\$27,484,129
1990–91	\$9,921,772	2000–01	\$14,415,406		
1991–92	\$12,723,097	2001–02	\$17,387,088		

*Seven months only.

¹³ The “Total Cost” figures in Table 17 are nominal (ie costs are not adjusted in accordance with the Consumer Price Index).

3.4 **Chart 5** shows the relation of total costs to request numbers received for each year since 1984–85. For the reasons set out in paragraph 3.7 below, pre-2006–07 total costs are no longer strictly comparable with post-2005–06 equivalents.



COST OF FOI FOR 2009–10

Staff costs

3.5 All agencies are required to supply information about staff resources allocated to FOI. The information includes the number of staff who spent:

- (1) 75% to 100% of their time on FOI work; and
- (2) less than 75% of their time on such work.

This covers all facets of processing requests, including:

- search and retrieval;
- consultation with third parties;
- decision-making; and
- internal review.

In addition, non-access activities such as training and compiling section 8 and section 9 statements are included. Totals for FOI staffing for 2008–09 and 2009–10 are shown in **Table 18**.

TABLE 18 – Total FOI Staffing

STAFFING	2008–09	2009–10
Staff numbers: 75–100% time on FOI matters	211	217
Staff numbers: less than 75% time on FOI matters	2,138	2,297
TOTAL STAFF-YEARS¹⁴	241.94	202.14

3.6 Agencies provided estimates of the number of staff-hours spent on FOI to enable calculation of salary costs (and 60% related costs) directly attributable to FOI. A summary of staff costs is provided in **Table 19**, based on information provided by agencies and the median salary figures referred to below. As the level at which decisions and reviews are taken differs between agencies, the following median base annual salaries were applied:¹⁵

- **officers whose duties included FOI work** \$64,728¹⁶
- **other officers involved in processing requests**
 - Senior Executive Service officers (or equivalent) \$149,987¹⁷
 - APS Level 6 and Executive Levels (EL) 1–2 \$93,826¹⁸
 - Australian Public Service (APS) Levels 1–5 \$52,327¹⁹
- **Minister’s Office**
 - Minister and advisers \$117,127²⁰
 - Minister’s support staff \$52,327²¹

3.7 The change from using the average of the salary levels of the three agencies recording the highest total FOI costs in pre-2006–07 FOI Annual Reports to using APS Base Salary Median figures, and the inclusion of SES salary costs since 2006–07, means that tables, charts and appendices in FOI Annual Reports that contain pre-2006–07 salary cost components (eg Tables 17, 19, 21, 22 and 23; Chart 5 and Appendix L) are not strictly comparable with their post-2005–06 equivalents.

¹⁴ The “Total Staff-Years” figure is derived from the total number of hours worked by officers on FOI matters. See paragraph 3.6 and the “Staff Type” and “Staff-Years” columns in Table 19 for further information.

¹⁵ As the current salary levels differ among agencies, a decision was made to use the 2009 APS Remuneration Survey Median salary levels as at 31 December 2009 (see 2009 APS Remuneration Survey at <www.apsc.gov.au>).

¹⁶ This figure, taken from the 2009 APS Remuneration Survey, represents the APS 5 Base Salary Median, as at 31 December 2009.

¹⁷ This figure, taken from the 2009 APS Remuneration Survey, represents the SES 1 Base Salary Median, as at 31 December 2009.

¹⁸ This figure, taken from the 2009 APS Remuneration Survey, represents the EL 1 Base Salary Median, as at 31 December 2009.

¹⁹ This figure, taken from the 2009 APS Remuneration Survey, represents the APS 3 Base Salary Median, as at 31 December 2009.

²⁰ This figure, taken from the 2009 APS Remuneration Survey, represents the EL 2 Base Salary Median, as at 31 December 2009.

²¹ This figure, taken from the 2009 APS Remuneration Survey, represents the APS 3 Base Salary Median, as at 31 December 2009.

TABLE 19 – Estimated Staff Costs of Freedom of Information*

Staff Type	Staff-Years	Salary Costs (\$)	Related Costs (60%) (\$)	Total Staff Costs (\$)
Officers whose duties included FOI work	117.09	7,579,002	4,547,401	12,126,403
Other officers involved in processing requests:				
– SES	6.37	955,417	573,250	1,528,667
– APS Level 6 and Executive Levels 1–2	31.05	2,913,297	1,747,978	4,661,275
– APS Levels 1–5	47.14	2,466,695	1,480,017	3,946,712
Ministerial Staff:				
– Minister and advisers	0.31	36,309	21,786	58,095
– Minister’s support staff	0.17	8,896	5,337	14,233
TOTAL	202.14	13,959,616	8,375,769	22,335,385

*Figures in Table 19 have been rounded.

Identified non-staff expenditure

3.8 Non-staff costs directly attributable to FOI are summarised in **Table 20** with full agency details in **Appendix M**. Non-labour costs decreased by \$645,022 (or 11.1%) from 2008–09. Of the 11 categories in Table 20, 4 showed a small increase from 2008–09 and 5 showed a substantial decrease.

TABLE 20 – Identified Non-Staff Costs of Freedom of Information

ITEM	2008–09 (\$)	2009–10 (\$)	% change
Photocopying	371,580	303,271	-18.4%
Printing	63,893	66,313	3.8%
Purchase of material	25,748	26,076	1.3%
Postage	126,378	98,856	-21.8%
Telephone	56,894	59,982	5.4%
Travel	100,079	76,666	-23.4%
Solicitors’ fees	3,916,119	3,812,249	-2.7%
Legal counsel fees	811,052	480,182	-40.8%
Applicants’ litigation costs	0	0	0%
Training	187,296	188,735	0.8%
Other	133,595	35,282	-73.6%
TOTAL	5,792,634	5,147,612	-11.1%

Administration

3.9 **Appendix L** summarises the costs of all agencies that spent staff-hours on FOI matters or reported a non-labour cost. As in previous years, Appendix L reveals marked differences between agencies in the average staff-days per request received and the average cost per request received. The average staff-days per request received per agency ranged from 0.13 to 27.93, with the overall average being 2.5 (up from 2.34 in 2008–09). As in previous years, these statistics confirm that some of the large client service agencies handle high volumes of requests very quickly (because of the routine nature of many requests made to them) in contrast to the smaller, policy-orientated agencies which may deal with fewer, but more complex requests. The average cost per request ranged from \$88 to \$37,631.

3.10 **Table 21** lists the agencies which recorded an average cost of less than \$200 per request received in 2009–10.

TABLE 21 – Agencies with Average Cost per Request Received Less than \$200

AGENCY	Average Cost (\$)	Number of Requests Received
Migration Review Tribunal	88	342
Australian Radiation Protection and Nuclear Safety Agency	92	6
National Archives of Australia	93	3
Minister for Finance and Deregulation	94	2
Minister for Agriculture, Fisheries and Forestry	115	2
National Gallery of Australia	127	1
Defence Force Retirement and Death Benefits Authority	138	33
Military Superannuation and Benefits Board of Trustees No. 1	142	89
Indigenous Land Corporation	155	2
Refugee Review Tribunal	167	334
National Environment Protection Council Service Corporation	174	1
Bureau of Meteorology	193	4
Australian Human Rights Commission	197	9

3.11 **Table 22** lists the agencies which recorded an average cost of greater than \$10,000 per request received in 2009–10. The number of agencies recording an average cost per request of greater than \$10,000 increased from 7 in 2008–09 to 11 in 2009–10.

TABLE 22 – Agencies with Average Cost per Request Received Greater than \$10,000

AGENCY	Average Cost (\$)	Number of Requests Received
Director of Public Prosecutions	37,631	14
Food Standards Australia New Zealand	27,246	4
National Offshore Petroleum Safety Authority	25,743	7
Australian Competition and Consumer Commission	17,075	35
Australian War Memorial	13,996	1
Department of Broadband, Communications and the Digital Economy	12,570	30
Australian Prudential Regulation Authority	11,665	12
Department of Foreign Affairs and Trade	11,524	115
Department of Defence	10,385	207
Department of the Treasury	10,277	53
Department of Agriculture, Fisheries and Forestry	10,253	21

Appeals

3.12 Although agencies were asked to identify costs paid to legal counsel and solicitors' fees, they were not requested to provide separate details of the costs of all review and appeal procedures under the FOI Act. The costs increase where the decision on the request is the subject of an application to the AAT. As in previous years, AAT appeals have involved senior officers who may be required to give oral evidence at a hearing, or to prepare affidavit evidence.

COST COMPARISON FROM 2000–01 TO 2009–10

3.13 Figures for the average cost per request determined from 2000–01 to 2009–10 are listed in **Table 23**. Requests determined are the sum of requests granted in full, granted in part and refused. For the reasons set out in paragraph 3.7 above, pre-2006–07 total costs are not strictly comparable with post-2005–06 equivalents.

TABLE 23 – Average Cost per Request Determined: 2000–01 to 2009–10

Year	Requests Determined	Total Cost	Average Cost per Request Determined
2000–01	33,129	\$14,415,406	\$435
2001–02	35,102	\$17,387,088	\$495
2002–03	38,370	\$18,398,181	\$479
2003–04	39,774	\$20,189,136	\$508
2004–05	36,827	\$22,860,022	\$621
2005–06	38,987	\$24,903,771	\$639
2006–07	34,158	\$24,936,178	\$730
2007–08	31,367	\$29,474,653	\$940
2008–09	25,139	\$30,358,484	\$1,208
2009–10	19,583	\$27,484,129	\$1,403

CHAPTER 4

ADMINISTRATION OF THE FOI ACT

INTRODUCTION

4.1 This chapter reports action taken in 2009–10 to co-ordinate the administration of the FOI Act, assist agencies to fulfil their obligations under the FOI Act and assist members of the public to understand the rights conferred by the FOI Act. General FOI developments are also noted.

CO-ORDINATION AND ADMINISTRATION OF THE FOI ACT

4.2 Throughout 2009–10 the FOI Act was administered by Senator the Hon Joe Ludwig, Cabinet Secretary and Special Minister of State. The Privacy & FOI Policy Branch (P&FOIPB) in the Department of the Prime Minister and Cabinet assisted Senator Ludwig in the management of the FOI Act across the Australian Government.

4.3 In 2009–10 P&FOIPB assisted the Government in developing and implementing major FOI reforms, which are outlined in Chapter 5 of this report. Further information about the FOI reforms is available on the website of the Department of the Prime Minister and Cabinet at <www.dPMC.gov.au/foi/foi_reform.cfm>.

4.4 In 2009–10 the work of P&FOIPB included legal, policy and administrative advising regarding the FOI Act. Although each agency is responsible for its decisions under the FOI Act, agencies often seek the advice of the Department of the Prime Minister and Cabinet in relation to legal, policy and procedural matters arising from particular requests. Each agency is responsible for meeting its own obligations under the FOI Act.

Appointment of Information Commissioner Designate

4.5 On 26 February 2010 the Government announced the appointment of Professor John McMillan AO as the Information Commissioner Designate. Professor McMillan's appointment as Australian Information Commissioner will commence on 1 November 2010. The Australian Information Commissioner will be supported by two statutory officers – the Privacy Commissioner and the FOI Commissioner.

Amendment to Fees and Charges Guidelines

4.6 On 11 February 2010 the Department of the Prime Minister and Cabinet amended the *FOI Guidelines - fees and charges* at <www.dPMC.gov.au/foi/guidelines.cfm> to make it clearer that the statutory timeframe for notifying a decision on an FOI request is not extended where an applicant pays the application fee at the same time as seeking remission of the fee. The Guidelines were amended as a result of a suggestion by the Commonwealth Ombudsman

in his report entitled *Department of Finance and Deregulation: Processing of an FOI Application* (Report No. 20/2009), available at <www.ombudsman.gov.au/files/dfad_processing_of_an_foi_application.pdf>.

New requirement for agencies to take contractual measures

4.7 Agencies will be required to take contractual measures to ensure they receive documents held by certain contractors or subcontractors if a person requests access to documents under the FOI Act. The requirement applies to certain contracts entered into on or after 1 November 2010. The Office of the Australian Information Commissioner has issued a model clause and guidance document for download from its website at <www.oaic.gov.au>.

MEASURES TO ASSIST AGENCIES TO COMPLY WITH THE FOI ACT

FOI website

4.8 The Department of the Prime Minister and Cabinet's FOI website at <www.dpmc.gov.au/foi> contains a range of FOI material including:

- the FOI Act and Regulations;
- general information about the FOI Act and how to make a FOI request;
- FOI research aids;
- FOI Guidelines (the Office of the Australian Information Commissioner will assume responsibility for preparing the FOI Guidelines from 1 November 2010);
- a list of Australian Government FOI Contact Officers;
- FOI annual reports; and
- links to other FOI sites.

FOI electronic discussion list

4.9 The Department of the Prime Minister and Cabinet administers an electronic discussion list for FOI officers in agencies to discuss freedom of information matters. The forum enables the Department to broadcast FOI policy information to agencies and provides agencies with the opportunity to exchange FOI information and to seek assistance from other agencies in relation to FOI issues.

MEASURES TO ASSIST THE PUBLIC

FOI website

4.10 The Department of the Prime Minister and Cabinet FOI website is at <www.dpmc.gov.au/foi>.

FOI Guidelines

4.11 The Department of the Prime Minister and Cabinet issues FOI Guidelines as FOI reference tools. The Department's FOI Guidelines are available at <www.dpmc.gov.au/foi>. The Guidelines are intended to provide practical advice on the operation of the FOI Act. From 1 November 2010 the Office of the Australian Information Commissioner will assume responsibility for issuing FOI Guidelines.

FOI annual report

4.12 The Annual Report on the Operation of the FOI Act is available on the Department of the Prime Minister and Cabinet FOI website at <www.dpmc.gov.au/foi>.

Section 8 statements

4.13 Section 8 of the FOI Act requires each Minister responsible for an agency to publish annually a statement setting out details of the functions of the agency, categories of documents held, and arrangements for access by the public to documents in the possession of the agency. These statements are published in the annual report of the agency or of the portfolio department to which the agency relates. Section 8 requirements will be revised in 2010–11 as a result of the recent FOI reforms which established an Information Publication Scheme.

Section 9 statements

4.14 Section 9 of the FOI Act requires the principal officer of each agency to make available at National Archives of Australia offices in all capital cities, a statement listing documents used by the agency in making decisions that affect the public. The statements are required to be updated at 3-monthly intervals where practicable, and in any case within 12 months after the last statement. Principal officers are also required to make available for inspection and purchase all documents listed in their agency's section 9 statement. Section 9 requirements will be revised in 2010–11 as a result of the recent FOI reforms which established an Information Publication Scheme.

4.15 Section 9 statements and the dates to which they are correct are set out in **Table 24**. Table 24 lists only those agencies which have been identified as subject to the FOI Act, based on information provided by agencies. A list of agencies and Ministers subject to the FOI Act, based on information provided by agencies, is at **Appendix N**. A list of all section 9 statements, including for agencies which have been abolished, ceased to exist, changed name or have not been identified as current agencies, is available on the National Archives of Australia website.

TABLE 24 – Section 9 Statements held by the National Archives of Australia as at 14 October 2010²²

AGENCY	Date of Statement
Aboriginal Hostels Limited	8 December 1993
Administrative Appeals Tribunal	18 December 2008
Agriculture, Fisheries and Forestry	1 July 2010
Airservices Australia	1 November 2002
Albury-Wodonga Corporation	9 June 2010
Attorney-General's Department	10 June 2005
AusAID	February 2010
Austrade	23 February 2010
Australia Council for the Arts	1 August 1995
Australian Accounting Standards Board (nil return)	26 September 2001
Australian Broadcasting Corporation	18 September 2006
Australian Bureau of Statistics (includes Australian Statistics Advisory Council)	20 July 2010
Australian Centre for International Agricultural Research	24 February 2010
Australian Commission for Law Enforcement Integrity	20 January 2010
Australian Competition and Consumer Commission	5 July 2010
Australian Competition Tribunal (nil return)	22 October 2001
Australian Customs and Border Protection Service	17 August 2009
Australian Electoral Commission	2 February 2010
Australian Federal Police	14 September 2007
Australian Fisheries Management Authority	17 October 2009
Australian Hearing	31 July 2008
Australian Industrial Registry	25 June 2008
Australian Institute of Aboriginal and Torres Strait Islander Studies	June 1995
Australian Institute of Family Studies (nil return)	23 February 2010
Australian Institute of Marine Science	11 March 1998
Australian Landcare Council	15 August 2006
Australian Law Reform Commission	10 April 2008
Australian Maritime Safety Authority	15 March 2010
Australian Organ and Tissue Donation and Transplantation Authority	31 August 2009
Australian Pesticides and Veterinary Medicines Authority	29 March 2010
Australian Postal Corporation	30 December 1995
Australian Prudential Regulation Authority	19 June 2006
Australian Public Service Commission	1 January 2010
Australian Radiation Protection and Nuclear Safety Agency	25 September 2001
Australian Research Council	30 June 2008
Australian Securities and Investments Commission	4 March 2008
Australian Sports Commission	1 April 2010
Australian Taxation Office	available on the ATO website ²³
Australian Transaction Reports and Analysis Centre	11 January 2010

²² The information in Table 24 was viewed on the National Archives of Australia website on 14 October 2010.

²³ See <law.ato.gov.au/atolaw/browse.htm?toc=02:FOI>.

TABLE 24 Continued

Australian War Memorial	12 February 2009
Australian Wine and Brandy Corporation	9 November 2009
Broadband, Communications and the Digital Economy	30 June 2009
Bureau of Meteorology	13 March 2008
Centrelink	April 2010
Civil Aviation Safety Authority	26 August 2009
Classification Review Board (nil return)	19 September 2001
Comcare (includes Seafarers Safety, Rehabilitation and Compensation Authority)	1 July 2010
Commonwealth Grants Commission	15 July 2003
Commonwealth Ombudsman	22 July 2009
Commonwealth Scientific and Industrial Research Organisation (CSIRO)	30 June 2006
ComSuper	31 October 2009
Copyright Tribunal of Australia (nil return)	6 July 2004
Cotton Research and Development Corporation	9 November 2009
CrimTrac	23 August 2006
Defence (includes Australian Military Forces Relief Trust Fund, Royal Australian Navy Relief Trust Fund, Army and Air Force Canteen Service Board of Management, Royal Australian Air Force Veterans' Residences Trust Fund, Royal Australian Navy Central Canteens Board, Trustees of the Royal Australian Air Force Welfare Trust Fund and Defence Housing Australia)	1 February 2010
Defence Force Discipline Appeal Tribunal (nil return)	25 October 2001
Defence Force Retirement and Death Benefits Authority	31 October 2009
Director of Public Prosecutions	3 July 2006
Education, Employment and Workplace Relations	30 June 2010
Environment, Water, Heritage and the Arts	17 March 2008
Export Finance and Insurance Corporation	8 March 2010
Fair Work Ombudsman	12 August 2010
Families, Housing, Community Services and Indigenous Affairs	6 September 2010
Federal Court of Australia	11 February 2010
Federal Magistrates Court	27 July 2010
Finance and Administration	4 May 2006
Fisheries Research and Development Corporation	31 August 2010
Foreign Affairs and Trade	31 January 2010
Gene Technology Regulator	July 2010
Grains Research and Development Corporation	31 August 2010
Grape and Wine Research and Development Corporation	6 November 2009
Great Barrier Reef Marine Park Authority	17 August 2009
Health and Ageing	June 2010
Human Services (includes Child Support Agency and CRS Australia)	26 August 2009
Immigration and Citizenship	1 July 2010
Infrastructure Australia	26 October 2009
Infrastructure, Transport, Regional Development and Local Government	31 October 2009
Innovation, Industry, Science and Research	1 February 2010
Insolvency and Trustee Service Australia	2 October 2001
IP Australia (includes Designs Office, Patent Office, Plant Breeder's Rights Office and Trade Marks Office)	14 September 2009

TABLE 24 Continued

Medicare Australia	21 April 2008
Merit Protection Commissioner	1 January 2010
Migration Review Tribunal	July 2004
Military Superannuation and Benefits Board of Trustees No. 1	31 October 2009
National Archives of Australia	15 December 2009
National Competition Council	22 February 2007
National Library of Australia	30 January 2009
National Museum of Australia	1 December 2006
National Native Title Tribunal	26 July 2010
National Rural Advisory Council	30 June 2006
Office of Parliamentary Counsel (nil return)	15 July 2010
Office of the Australian Building and Construction Commissioner	16 April 2008
Office of the Privacy Commissioner	1 December 2009
Office of the Official Secretary to the Governor-General (nil return)	7 April 2010
Office of the Registrar of Aboriginal and Torres Strait Islander Corporations	30 March 2008
Office of the Renewable Energy Regulator	15 September 2008
Old Parliament House	24 September 2009
Plant Breeder's Rights Advisory Committee (nil return)	15 October 2009
Prime Minister and Cabinet	23 January 2009
Private Health Insurance Administration Council	20 September 2006
Productivity Commission (nil return)	16 July 2010
Refugee Review Tribunal	23 September 2003
Reserve Bank of Australia	22 November 2004
Resources, Energy and Tourism	28 September 2009
Rural Industries Research and Development Corporation	18 August 2010
Social Security Appeals Tribunal	10 February 2009
Special Broadcasting Service Corporation	27 April 2007
Sugar Research and Development Corporation	20 October 2008
Superannuation Complaints Tribunal	9 August 2010
Treasury	23 June 2010
Veterans' Affairs (includes Repatriation Commission, Military Rehabilitation and Compensation Commission and Director of War Graves (Office of Australian War Graves))	30 October 2008
Wheat Exports Australia	22 December 2009

MONITORING FOI DECISION-MAKING AND WORKLOAD

Extent of reporting

4.16 In 2009–10 agencies and Ministers provided FOI statistics to the Department of the Prime Minister and Cabinet. These statistics are used by the Minister administering the FOI Act to compile information in this annual report to the Parliament on the FOI Act. From 1 November 2010 the Office of the Australian Information Commissioner will have responsibility to collect FOI statistics from agencies and Ministers and include them in the annual report of the Australian Information Commissioner.

Frequency of reporting

4.17 Agencies are required to submit statistical returns every quarter and an annual statistical return at the end of each financial year.

Comments on statistical collection

4.18 The Department's Internet-hosted database for the electronic lodgement of statistical information by agencies has proven to be an efficient Departmental tool. To ensure that the system remains user-friendly and effective, the Department will continue to monitor its use. Feedback from users is a valuable input for this purpose.

4.19 The Department also periodically undertakes a stocktake of the list of agencies and Ministers subject to the FOI Act in order to maintain a comprehensive list.

CHAPTER 5

AMENDMENT OF THE FOI ACT AND REGULATIONS

INTRODUCTION

5.1 During the reporting year there were major amendments to the FOI Act. These amendments, together with additional minor amendments to the FOI Act and Regulations, are outlined below.

AMENDMENT OF THE FOI ACT

Freedom of Information (Removal of Conclusive Certificates and Other Measures) Act 2009

5.2 The *Freedom of Information (Removal of Conclusive Certificates and Other Measures) Act 2009* (Act No. 99 of 2009) repealed the power to issue conclusive certificates in the FOI Act and the *Archives Act 1983* for all exemption provisions where certificates may be issued. The effect of the repeal of the certificate power will be that the AAT may undertake full merits review of all exemption claims. Existing conclusive certificates will be revoked if and when a new request for access to a document or record covered by a certificate is received.

5.3 The amendments also introduced a number of procedural measures which are directed to protecting particularly sensitive information in the conduct of proceedings before the AAT, including against unnecessary disclosure. These measures do not affect substantive rights of access to documents or records.

Freedom of Information Amendment (Reform) Act 2010

5.4 The *Freedom of Information Amendment (Reform) Act 2010* (Act No. 51 of 2010) (the Reform Act) implemented the Government's commitment to promote a pro-disclosure culture across government and to build a stronger foundation for more openness in government. The FOI reforms arose from the Government's 2007 election commitments which are set out in the policy statement *Government information: restoring trust and integrity*. The reforms implement a number of the recommendations from the 1995 joint report by the Australian Law Reform Commission and the Administrative Review Council entitled *Open government: a review of the federal Freedom of Information Act 1982*, as well as other initiatives.

5.5 The amendments complement the structural reforms implemented by the *Australian Information Commissioner Act 2010* (Act No. 52 of 2010). Those measures comprise the establishment, from 1 November 2010, of the Office of the Australian Information Commissioner (OAIC) and the new independent statutory positions of Australian Information Commissioner (as head of the OAIC) and FOI Commissioner. The existing statutory position

of Privacy Commissioner will also be established within the OAIC. In relation to FOI, the Australian Information Commissioner, supported by the FOI Commissioner, will act as an independent monitor for FOI and will be entrusted with a range of functions designed to make the Office of the Australian Information Commissioner both a clearing house for FOI matters and a centre for the promotion of the objects of the FOI Act.

5.6 The Reform Act contains amendments which:

- aim to ensure that the right of access to documents under the FOI Act is as comprehensive as it can be, limited only where a stronger public interest lies in withholding access to documents;
- give greater weight to the role that the FOI Act serves in pro-active publication of government information; and
- improve the request process under the FOI Act.

5.7 Schedule 1 of the Reform Act substitutes a new objects clause in the FOI Act which emphasises the reasons underlying the objects in giving the Australian community access to information held by the Government. Schedule 2 of the Reform Act overhauls Part II of the FOI Act and introduces a new information publication scheme for Commonwealth agencies that are subject to the FOI Act. The new scheme provides a statutory framework for pro-active, web-based publication of information by agencies and will commence on 1 May 2010. The purpose of the scheme is to allow the FOI Act to evolve as a legislative framework for giving access to information through agency-driven disclosure rather than as a scheme that is primarily reactive to requests for documents.

5.8 Schedule 3 of the Reform Act implements major changes for access to records under the *Archives Act 1983*. The open access period is brought forward from 30 years to 20 years for most Commonwealth records (other than a Cabinet notebook or a record containing Census information). The open access period for Cabinet notebooks is brought forward from 50 to 30 years.

5.9 Schedule 3 of the Reform Act also contains amendments to the exemption provisions in the FOI Act, in which a new, single form of public interest test (which is weighted towards disclosure) is applied to additional exemption provisions. Some exemption provisions are repealed. Part IV of the FOI Act, which contains the exemption provisions, is reorganised to group together those provisions which are subject to the public interest test (public interest conditional exemptions) and those which are not (exemptions).

Offshore Petroleum and Greenhouse Gas Storage Legislation Amendment Act 2009

5.10 The *Offshore Petroleum and Greenhouse Gas Storage Legislation Amendment Act 2009* (Act No. 102 of 2009) amended the FOI Act to ensure that records of a Commission of inquiry within the meaning of the *Offshore Petroleum and Greenhouse Gas Storage Act 2006* that are in the custody of the National Archives of Australia are treated in the same way as records of the Commission of inquiry within the meaning of the *Quarantine Act 1908*.

Statute Law Revision Act 2010

5.11 The *Statute Law Revision Act 2010* (Act No. 8 of 2010) amended the FOI Act to replace the reference to ‘Internet site’ with a reference to ‘website’. The Act also removed the capitalisation of the word ‘Internet’ so it is now ‘internet’. These are technical amendments to ensure consistent use of language in laws which describe ‘websites’ and other

internet-related concepts and to ensure the expression is consistent with practical, everyday language.

AMENDMENT OF THE FOI REGULATIONS

Australian Human Rights Commission (Consequential Amendments) Regulations 2009

5.12 The Australian Human Rights Commission (Consequential Amendments) Regulations 2009 (Select Legislative Instrument 2009 No. 185) amended the Freedom of Information (Miscellaneous Provisions) Regulations 1982 to replace the reference to ‘Human Rights and Equal Opportunity Commission’ in Schedule 2 (which specifies principal offices with respect to prescribed authorities) with a reference to ‘Australian Human Rights Commission’. This amendment is required because of an amendment to the *Human Rights and Equal Opportunity Commission Act 1986*.

Freedom of Information (Miscellaneous Provisions) Amendment Regulations 2009 (No. 1)

5.13 The Freedom of Information (Miscellaneous Provisions) Amendment Regulations 2009 (No. 1) (Select Legislative Instrument 2009 No. 276) amended the Freedom of Information (Miscellaneous Provisions) Regulations 1982 to insert a reference in Schedule 2 (which specifies principal offices with respect to prescribed authorities) to the General Manager of Fair Work Australia.

APPENDICES

Appendix A: Request Numbers — [P = Personal, O = Other, T = Total]

AGENCY	On Hand 1st July 2009			Requests Received from Applicant			Requests on Transfer			Total Requests Received			% Share of Total of All Agencies' Requests Received			Requests Finalised			On Hand 30th June 2010		
	P	O	T	P	O	T	P	O	T	P	O	T	P	O	T	P	O	T	P	O	T
Agriculture, Fisheries and Forestry																					
Australian Fisheries Management Authority	0	0	0	1	0	1	0	0	0	1	0	1	0	0	0	1	0	1	0	0	0
Australian Landcare Council	0	0	0	0	0	0	0	0	0	0	0	0	0	0	0	0	0	0	0	0	0
Australian Pesticides and Veterinary Medicines Authority	0	1	1	0	19	19	0	0	0	0	19	19	0	0.7	0.1	0	14	14	0	6	6
Australian Wine and Brandy Corporation	0	0	0	0	0	0	0	0	0	0	0	0	0	0	0	0	0	0	0	0	0
Cotton Research and Development Corporation	0	0	0	0	0	0	0	0	0	0	0	0	0	0	0	0	0	0	0	0	0
Department of Agriculture, Fisheries and Forestry	0	12	12	3	17	20	0	1	1	3	18	21	0	0.7	0.1	3	23	26	0	7	7
Fisheries Research and Development Corporation	0	0	0	0	0	0	0	0	0	0	0	0	0	0	0	0	0	0	0	0	0
Grains Research and Development Corporation	0	0	0	0	0	0	0	0	0	0	0	0	0	0	0	0	0	0	0	0	0
Grape and Wine Research and Development Corporation	0	0	0	0	0	0	0	0	0	0	0	0	0	0	0	0	0	0	0	0	0
Land and Water Australia	0	0	0	0	0	0	0	0	0	0	0	0	0	0	0	0	0	0	0	0	0
Minister for Agriculture, Fisheries and Forestry	0	0	0	0	2	2	0	0	0	0	2	2	0	0.1	0	0	2	2	0	0	0
National Rural Advisory Council	0	0	0	0	0	0	0	0	0	0	0	0	0	0	0	0	0	0	0	0	0

Appendix A: Request Numbers — [P = Personal, O = Other, T = Total]

AGENCY	On Hand 1st July 2009			Requests Received from Applicant			Requests on Transfer			Total Requests Received			% Share of Total of All Agencies' Requests Received			Requests Finalised			On Hand 30th June 2010					
	P	O	T	P	O	T	P	O	T	P	O	T	P	O	T	P	O	T	P	O	T			
Rural Industries Research and Development Corporation	0	0	0	0	0	0	0	0	0	0	0	0	0	0	0	0	0	0	0	0	0	0	0	0
Statutory Fishing Rights Allocation Review Panel	0	0	0	0	0	0	0	0	0	0	0	0	0	0	0	0	0	0	0	0	0	0	0	0
Sugar Research and Development Corporation	0	0	0	0	0	0	0	0	0	0	0	0	0	0	0	0	0	0	0	0	0	0	0	0
Wheat Exports Australia	0	0	0	0	0	1	0	0	0	0	0	1	0	0	0	0	0	1	0	0	1	0	0	0
Attorney-General's																								
Administrative Appeals Tribunal	0	1	1	1	3	4	0	0	0	1	3	4	0	0.1	0	0	4	4	1	0	1	0	0	1
Administrative Review Council	0	0	0	0	0	0	0	0	0	0	0	0	0	0	0	0	0	0	0	0	0	0	0	0
Admiralty Rules Committee	0	0	0	0	0	0	0	0	0	0	0	0	0	0	0	0	0	0	0	0	0	0	0	0
Attorney-General	0	0	0	0	0	0	0	0	0	0	0	0	0	0	0	0	0	0	0	0	0	0	0	0
Attorney-General's Department	4	5	9	25	39	64	1	2	3	26	41	67	0.1	1.5	0.3	18	29	47	12	17	29			
Australian Commission for Law Enforcement Integrity	0	0	0	2	0	2	0	0	0	2	0	2	0	0	0	2	0	2	0	0	0	0	0	0
Australian Crime Commission	0	0	0	0	0	9	0	2	2	0	11	11	0	0.4	0.1	0	9	9	0	0	2	2	2	2
Australian Customs and Border Protection Service	1	2	3	18	30	48	0	0	0	18	30	48	0.1	1.1	0.2	18	29	47	1	3	4			
Australian Federal Police	46	22	68	216	30	246	3	1	4	219	31	250	1.2	1.1	1.2	203	28	231	62	25	87			

Appendix A: Request Numbers — [P = Personal, O = Other, T = Total]

AGENCY	On Hand 1st July 2009			Requests Received from Applicant			Requests on Transfer			Total Requests Received			% Share of Total of All Agencies' Requests Received			Requests Finalised			On Hand 30th June 2010		
	P	O	T	P	O	T	P	O	T	P	O	T	P	O	T	P	O	T	P	O	T
Australian Human Rights Commission	0	1	1	8	1	9	0	0	0	8	1	9	0	0	0	8	2	10	0	0	0
Australian Institute of Criminology	0	0	0	0	0	0	0	0	0	0	0	0	0	0	0	0	0	0	0	0	0
Australian Law Reform Commission	0	0	0	0	0	0	0	0	0	0	0	0	0	0	0	0	0	0	0	0	0
Australian Transaction Reports and Analysis Centre (AUSTRAC)	2	4	6	42	12	54	5	0	5	47	12	59	0.2	0.4	0.3	47	16	63	2	0	2
Classification Board	0	0	0	0	0	0	0	0	0	0	0	0	0	0	0	0	0	0	0	0	0
Classification Review Board	0	0	0	0	0	0	0	0	0	0	0	0	0	0	0	0	0	0	0	0	0
Copyright Tribunal of Australia	0	0	0	0	0	0	0	0	0	0	0	0	0	0	0	0	0	0	0	0	0
Criminology Research Council	0	0	0	0	0	0	0	0	0	0	0	0	0	0	0	0	0	0	0	0	0
CrimTrac	0	0	0	3	3	6	0	0	0	3	3	6	0	0.1	0	3	3	6	0	0	0
Defence Force Discipline Appeal Tribunal	0	0	0	0	0	0	0	0	0	0	0	0	0	0	0	0	0	0	0	0	0
Director of Public Prosecutions	5	8	13	8	5	13	1	0	1	9	5	14	0	0.2	0.1	10	4	14	4	9	13
Family Court of Australia	0	0	0	0	0	0	0	0	0	0	0	0	0	0	0	0	0	0	0	0	0
Family Law Council	0	0	0	0	0	0	0	0	0	0	0	0	0	0	0	0	0	0	0	0	0
Federal Court of Australia	0	0	0	0	3	3	0	0	0	0	3	3	0	0.1	0	0	3	3	0	0	0
Federal Magistrates Court	0	0	0	0	0	0	0	0	0	0	0	0	0	0	0	0	0	0	0	0	0

Appendix A: Request Numbers — [P = Personal, O = Other, T = Total]

AGENCY	On Hand 1st July 2009			Requests Received from Applicant			Requests on Transfer			Total Requests Received			% Share of Total of All Agencies' Requests Received			Requests Finalised			On Hand 30th June 2010					
	P	O	T	P	O	T	P	O	T	P	O	T	P	O	T	P	O	T	P	O	T			
High Court of Australia	0	0	0	0	0	0	0	0	0	0	0	0	0	0	0	0	0	0	0	0	0	0	0	0
Insolvency and Trustee Service Australia	0	3	3	5	4	9	0	0	0	5	4	9	0	0.1	0	4	6	10	1	1	2			
Minister for Home Affairs	0	0	0	0	0	0	0	0	0	0	0	0	0	0	0	0	0	0	0	0	0	0	0	0
National Capital Authority	0	2	2	0	5	5	0	0	0	0	5	5	0	0.2	0	0	7	7	0	0	0	0	0	0
National Native Title Tribunal	0	0	0	0	0	0	0	0	0	0	0	0	0	0	0	0	0	0	0	0	0	0	0	0
Office of Parliamentary Counsel	0	0	0	0	0	0	0	0	0	0	0	0	0	0	0	0	0	0	0	0	0	0	0	0
Solicitor-General	0	0	0	0	0	0	0	0	0	0	0	0	0	0	0	0	0	0	0	0	0	0	0	0
Broadband, Communications and the Digital Economy																								
Australian Broadcasting Corporation	0	0	0	4	9	13	0	0	0	4	9	13	0	0.3	0.1	4	8	12	0	1	1	0	1	1
Australian Communications and Media Authority	1	3	4	3	16	19	1	0	1	4	16	20	0	0.6	0.1	5	17	22	0	2	2	0	2	2
Australian Postal Corporation	0	0	0	14	19	33	0	0	0	14	19	33	0.1	0.7	0.2	13	16	29	1	3	4	0	3	4
Department of Broadband, Communications and the Digital Economy	0	7	7	0	24	24	0	6	6	0	30	30	0	1.1	0.1	0	32	32	0	5	5	0	5	5
Minister for Broadband, Communications and the Digital Economy	0	0	0	0	7	7	0	0	0	0	7	7	0	0.3	0	0	6	6	0	1	1	0	1	1

Appendix A: Request Numbers — [P = Personal, O = Other, T = Total]

AGENCY	On Hand 1st July 2009			Requests Received from Applicant			Requests on Transfer			Total Requests Received			% Share of Total of All Agencies' Requests Received			Requests Finalised			On Hand 30th June 2010		
	P	O	T	P	O	T	P	O	T	P	O	T	P	O	T	P	O	T	P	O	T
Special Broadcasting Corporation	0	0	0	0	0	1	0	0	0	0	1	1	0	0	0	0	1	1	0	0	0
Climate Change and Energy Efficiency																					
Department of Climate Change	0	2	2	0	10	10	0	2	2	0	12	12	0	0.4	0.1	0	11	11	0	3	3
Department of Climate Change and Energy Efficiency	0	0	0	0	13	13	0	13	13	0	26	26	0	0.9	0.1	0	19	19	0	7	7
Minister for Climate Change and Water	0	0	0	0	0	0	0	0	0	0	0	0	0	0	0	0	0	0	0	0	0
Minister for Climate Change, Energy Efficiency and Water	0	0	0	0	0	0	0	0	0	0	0	0	0	0	0	0	0	0	0	0	0
Office of the Renewable Energy Regulator	0	0	0	0	0	0	0	0	0	0	0	0	0	0	0	0	0	0	0	0	0
Defence																					
Australian Defence Force Academy Consultative Council	0	0	0	0	0	0	0	0	0	0	0	0	0	0	0	0	0	0	0	0	0
Australian Defence Human Research Ethics Committee	0	0	0	0	0	0	0	0	0	0	0	0	0	0	0	0	0	0	0	0	0
Australian Military Forces Relief Trust Fund	0	0	0	0	0	0	0	0	0	0	0	0	0	0	0	0	0	0	0	0	0
Defence Families of Australia	0	0	0	0	0	0	0	0	0	0	0	0	0	0	0	0	0	0	0	0	0
Defence Force Retirement and Death Benefits Authority	0	0	0	33	0	33	0	0	0	33	0	33	0.2	0	0.2	33	0	33	0	0	0

Appendix A: Request Numbers — [P = Personal, O = Other, T = Total]

AGENCY	On Hand 1st July 2009			Requests Received from Applicant			Requests on Transfer			Total Requests Received			% Share of Total of All Agencies' Requests Received			Requests Finalised			On Hand 30th June 2010		
	P	O	T	P	O	T	P	O	T	P	O	T	P	O	T	P	O	T	P	O	T
Defence Housing Australia	0	0	0	3	0	3	0	0	0	3	0	3	0	0	0	3	0	3	0	0	0
Defence Reserves Support Council	0	0	0	0	0	0	0	0	0	0	0	0	0	0	0	0	0	0	0	0	0
Department of Defence	31	28	59	112	95	207	0	0	0	112	95	207	0.6	3.4	1	125	122	247	18	1	19
Frontline Defence Services	0	0	0	0	0	0	0	0	0	0	0	0	0	0	0	0	0	0	0	0	0
Military Superannuation and Benefits Board of Trustees No. 1	0	0	0	88	1	89	0	0	0	88	1	89	0.5	0	0.4	88	1	89	0	0	0
Minister for Defence	0	0	0	0	0	0	0	0	0	0	0	0	0	0	0	0	0	0	0	0	0
Minister for Defence Personnel, Materiel and Science	0	0	0	0	0	0	0	0	0	0	0	0	0	0	0	0	0	0	0	0	0
Parliamentary Secretary for Defence Support	0	0	0	0	0	0	0	0	0	0	0	0	0	0	0	0	0	0	0	0	0
Royal Australian Air Force Veterans' Residences Trust Fund	0	0	0	0	0	0	0	0	0	0	0	0	0	0	0	0	0	0	0	0	0
Royal Australian Air Force Welfare Trust Fund	0	0	0	0	0	0	0	0	0	0	0	0	0	0	0	0	0	0	0	0	0
Royal Australian Navy Central Canteens Fund	0	0	0	0	0	0	0	0	0	0	0	0	0	0	0	0	0	0	0	0	0
Royal Australian Navy Relief Trust Fund	0	0	0	0	0	0	0	0	0	0	0	0	0	0	0	0	0	0	0	0	0

Appendix A: Request Numbers — [P = Personal, O = Other, T = Total]

AGENCY	On Hand 1st July 2009			Requests Received from Applicant			Requests on Transfer			Total Requests Received			% Share of Total of All Agencies' Requests Received			Requests Finalised			On Hand 30th June 2010		
	P	O	T	P	O	T	P	O	T	P	O	T	P	O	T	P	O	T	P	O	T
Education, Employment and Workplace Relations																					
5 Central Ctee's estab'd under Tradesmen's Rights Regulation Act 1946	0	0	0	0	0	0	0	0	0	0	0	0	0	0	0	0	0	0	0	0	0
Accreditation Decisions Review Committee	0	0	0	0	0	0	0	0	0	0	0	0	0	0	0	0	0	0	0	0	0
Australian Curriculum, Assessment and Reporting Authority	0	0	0	0	4	4	0	0	0	0	4	4	0	0.1	0	0	4	4	0	0	0
Australian Fair Pay Commission	0	0	0	0	0	0	0	0	0	0	0	0	0	0	0	0	0	0	0	0	0
Australian Industrial Registry	0	0	0	0	0	0	0	0	0	0	0	0	0	0	0	0	0	0	0	0	0
Australian Industrial Relations Commission	0	0	0	0	0	0	0	0	0	0	0	0	0	0	0	0	0	0	0	0	0
Australian National University	1	0	1	6	7	13	0	0	0	6	7	13	0	0.3	0.1	7	7	14	0	0	0
Coal Mining Industry (Long Service Leave Funding) Corporation	0	0	0	0	0	0	0	0	0	0	0	0	0	0	0	0	0	0	0	0	0
Comcare	0	1	1	16	2	18	1	0	1	17	2	19	0.1	0.1	0.1	15	3	18	2	0	2
Department of Education, Employment and Workplace Relations	30	12	42	222	63	285	1	4	5	223	67	290	1.2	2.4	1.3	221	68	289	32	11	43
Fair Work Australia	0	0	0	0	0	0	0	0	0	0	0	0	0	0	0	0	0	0	0	0	0
Fair Work Ombudsman	2	2	4	0	18	18	0	0	0	0	18	18	0	0.7	0.1	2	20	22	0	0	0

Appendix A: Request Numbers — [P = Personal, O = Other, T = Total]

AGENCY	On Hand 1st July 2009			Requests Received from Applicant			Requests on Transfer			Total Requests Received			% Share of Total of All Agencies' Requests Received			Requests Finalised			On Hand 30th June 2010					
	P	O	T	P	O	T	P	O	T	P	O	T	P	O	T	P	O	T	P	O	T			
Minister for Early Childhood Education, Childcare and Youth	0	0	0	0	0	0	0	0	0	0	0	0	0	0	0	0	0	0	0	0	0	0	0	0
Minister for Education	0	0	0	0	1	1	0	0	0	0	1	1	0	0	0	0	0	1	0	1	1	0	0	0
Minister for Employment and Workplace Relations	0	0	0	0	3	3	0	0	0	0	3	3	0	0.1	0	0	3	3	0	3	3	0	0	0
Minister for Employment Participation	0	0	0	1	0	1	0	0	0	1	0	1	0	0	0	1	0	1	0	1	1	0	0	0
Minister for Social Inclusion	0	0	0	0	0	0	0	0	0	0	0	0	0	0	0	0	0	0	0	0	0	0	0	0
Office of the Australian Building and Construction Commissioner	0	0	0	0	2	2	0	1	1	0	3	3	0	0.1	0	0	3	3	0	3	3	0	0	0
Parliamentary Secretary for Employment	0	0	0	0	0	0	0	0	0	0	0	0	0	0	0	0	0	0	0	0	0	0	0	0
Parliamentary Secretary for Social Inclusion	0	0	0	0	0	0	0	0	0	0	0	0	0	0	0	0	0	0	0	0	0	0	0	0
Remuneration Tribunal	0	2	2	0	0	0	0	0	0	0	0	0	0	0	0	0	2	2	0	2	2	0	0	0
Safe Work Australia	0	0	0	0	0	0	0	0	0	0	0	0	0	0	0	0	0	0	0	0	0	0	0	0
Safety, Rehabilitation and Compensation Commission	0	0	0	0	0	0	0	0	0	0	0	0	0	0	0	0	0	0	0	0	0	0	0	0
Seafarers Safety, Rehabilitation and Compensation Authority	0	0	0	0	0	0	0	0	0	0	0	0	0	0	0	0	0	0	0	0	0	0	0	0
Workplace Authority	0	0	0	0	2	2	0	0	0	0	2	2	0	0.1	0	0	2	2	0	2	2	0	0	0
Workplace Relations Ministerial Council	0	0	0	0	0	0	0	0	0	0	0	0	0	0	0	0	0	0	0	0	0	0	0	0

Appendix A: Request Numbers — [P = Personal, O = Other, T = Total]

AGENCY	On Hand 1st July 2009			Requests Received from Applicant			Requests on Transfer			Total Requests Received			% Share of Total of All Agencies' Requests Received			Requests Finalised			On Hand 30th June 2010			
	P	O	T	P	O	T	P	O	T	P	O	T	P	O	T	P	O	T	P	O	T	
Environment, Water, Heritage and the Arts																						
Australia Council for the Arts	0	0	0	0	2	2	0	1	1	0	3	3	0	0.1	0	0	3	3	0	0	0	
Australian Film, Television and Radio School	0	0	0	0	0	0	0	0	0	0	0	0	0	0	0	0	0	0	0	0	0	
Australian Heritage Council	0	0	0	0	0	0	0	0	0	0	0	0	0	0	0	0	0	0	0	0	0	
Australian National Maritime Museum	0	0	0	0	0	0	0	0	0	0	0	0	0	0	0	0	0	0	0	0	0	
Bundanon Trust	0	0	0	0	0	0	0	0	0	0	0	0	0	0	0	0	0	0	0	0	0	
Bureau of Meteorology	0	0	0	3	0	3	1	0	1	4	0	4	0	0	0	4	0	4	0	0	0	
Department of the Environment, Water, Heritage and the Arts	0	11	11	2	74	76	0	0	0	2	74	76	0	2.7	0.4	2	77	79	0	8	8	
Director of National Parks	0	0	0	0	0	0	0	0	0	0	0	0	0	0	0	0	0	0	0	0	0	
Film Certification Advisory Board	0	0	0	0	0	0	0	0	0	0	0	0	0	0	0	0	0	0	0	0	0	
Great Barrier Reef Marine Park Authority	0	0	0	0	0	0	0	0	0	0	0	0	0	0	0	0	0	0	0	0	0	
Minister for Environment Protection, Heritage and the Arts	0	1	1	0	0	0	0	0	0	0	0	0	0	0	0	0	1	1	0	0	0	
Minister for the Environment, Heritage and the Arts	0	0	0	0	1	1	0	0	0	0	1	1	0	0	0	0	0	0	0	1	1	
Murray-Darling Basin Authority	0	0	0	1	1	2	0	0	0	1	1	2	0	0	0	0	1	1	1	0	1	

Appendix A: Request Numbers — [P = Personal, O = Other, T = Total]

AGENCY	On Hand 1st July 2009			Requests Received from Applicant			Requests on Transfer			Total Requests Received			% Share of Total of All Agencies' Requests Received			Requests Finalised			On Hand 30th June 2010		
	P	O	T	P	O	T	P	O	T	P	O	T	P	O	T	P	O	T	P	O	T
National Environment Protection Council	0	0	0	0	0	0	0	0	0	0	0	0	0	0	0	0	0	0	0	0	0
National Environment Protection Council Service Corporation	0	0	0	0	1	1	0	0	0	0	1	1	0	0	0	0	1	1	0	0	0
National Film and Sound Archive	0	0	0	0	1	1	0	0	0	0	1	1	0	0	0	0	1	1	0	0	0
National Gallery of Australia	0	0	0	0	1	1	0	0	0	0	1	1	0	0	0	0	1	1	0	0	0
National Library of Australia	0	0	0	0	0	0	0	0	0	0	0	0	0	0	0	0	0	0	0	0	0
National Museum of Australia	0	0	0	0	0	0	0	0	0	0	0	0	0	0	0	0	0	0	0	0	0
National Water Commission	0	0	0	0	0	0	0	0	0	0	0	0	0	0	0	0	0	0	0	0	0
Parliamentary Secretary for Water	0	0	0	0	0	0	0	0	0	0	0	0	0	0	0	0	0	0	0	0	0
Public Lending Right Committee	0	0	0	0	0	0	0	0	0	0	0	0	0	0	0	0	0	0	0	0	0
Screen Australia	0	1	1	2	5	7	0	1	1	2	6	8	0	0.2	0	2	6	8	0	1	1
Sydney Harbour Federation Trust	0	0	0	0	1	1	0	0	0	0	1	1	0	0	0	0	1	1	0	0	0
Water Efficiency Labelling and Standards Regulator	0	0	0	0	0	0	0	0	0	0	0	0	0	0	0	0	0	0	0	0	0
Families, Housing, Community Services and Indigenous Affairs																					
Aboriginal Benefit Account Advisory Committee	0	0	0	0	0	0	0	0	0	0	0	0	0	0	0	0	0	0	0	0	0

Appendix A: Request Numbers — [P = Personal, O = Other, T = Total]

AGENCY	On Hand 1st July 2009			Requests Received from Applicant			Requests on Transfer			Total Requests Received			% Share of Total of All Agencies' Requests Received			Requests Finalised			On Hand 30th June 2010					
	P	O	T	P	O	T	P	O	T	P	O	T	P	O	T	P	O	T	P	O	T			
Aboriginal Hostels Limited	0	0	0	0	0	0	0	0	0	0	0	0	0	0	0	0	0	0	0	0	0	0	0	0
Department of Families, Housing, Community Services and Indigenous Affairs	1	10	11	1	35	36	0	4	4	1	39	40	0	1.4	0.2	2	43	45	0	6	6	0	6	6
Equal Opportunity for Women in the Workplace Agency	0	1	1	0	0	0	0	0	0	0	0	0	0	0	0	0	1	1	0	0	0	0	0	0
Indigenous Business Australia	1	0	1	1	4	5	0	0	0	1	4	5	0	0.1	0	2	4	6	0	0	0	0	0	0
Indigenous Land Corporation	0	0	0	0	2	2	0	0	0	0	2	2	0	0.1	0	0	2	2	0	0	0	0	0	0
Minister for Families, Housing, Community Services and Indigenous Affairs	0	0	0	0	0	0	0	0	0	0	0	0	0	0	0	0	0	0	0	0	0	0	0	0
Minister for Housing	0	0	0	0	0	0	0	0	0	0	0	0	0	0	0	0	0	0	0	0	0	0	0	0
Minister for the Status of Women	0	0	0	0	0	0	0	0	0	0	0	0	0	0	0	0	0	0	0	0	0	0	0	0
Office of the Registrar of Indigenous Corporations	0	3	3	0	9	9	0	0	0	0	9	9	0	0.3	0	0	10	10	0	2	2	0	2	2
Parliamentary Secretary for Disabilities and Children's Services	0	0	0	0	0	0	0	0	0	0	0	0	0	0	0	0	0	0	0	0	0	0	0	0
Parliamentary Secretary for the Voluntary Sector	0	0	0	0	0	0	0	0	0	0	0	0	0	0	0	0	0	0	0	0	0	0	0	0
Parliamentary Secretary for Victorian Bushfire Reconstruction	0	0	0	0	0	0	0	0	0	0	0	0	0	0	0	0	0	0	0	0	0	0	0	0
Social Security Appeals Tribunal	0	0	0	0	0	0	1	0	1	1	0	1	0	0	0	1	0	1	0	0	0	0	0	0

Appendix A: Request Numbers — [P = Personal, O = Other, T = Total]

AGENCY	On Hand 1st July 2009			Requests Received from Applicant			Requests on Transfer			Total Requests Received			% Share of Total of All Agencies' Requests Received			Requests Finalised			On Hand 30th June 2010		
	P	O	T	P	O	T	P	O	T	P	O	T	P	O	T	P	O	T	P	O	T
Torres Strait Regional Authority	0	0	0	0	0	0	0	0	0	0	0	0	0	0	0	0	0	0	0	0	0
Finance and Deregulation																					
Albury-Wodonga Corporation	0	0	0	0	0	0	0	0	0	0	0	0	0	0	0	0	0	0	0	0	0
Australian Electoral Commission	1	0	1	3	2	5	0	0	0	3	2	5	0	0.1	0	4	1	5	0	0	1
Australian Political Exchange Council	0	0	0	0	0	0	0	0	0	0	0	0	0	0	0	0	0	0	0	0	0
Australian Procurement and Construction Ministerial Council	0	0	0	0	0	0	0	0	0	0	0	0	0	0	0	0	0	0	0	0	0
Australian Reward Investment Alliance	0	0	0	0	0	0	0	0	0	0	0	0	0	0	0	0	0	0	0	0	0
ComSuper	1	0	1	78	0	78	0	0	0	78	0	78	0.4	0	0.4	78	0	78	1	0	1
Department of Finance and Deregulation	0	11	11	1	48	49	0	5	5	1	53	54	0	1.9	0.3	1	54	55	0	10	10
Future Fund Management Agency	0	0	0	0	3	3	0	0	0	0	3	3	0	0.1	0	0	3	3	0	0	0
Minister for Finance and Deregulation	0	0	0	0	2	2	0	0	0	0	2	2	0	0.1	0	0	2	2	0	0	0
Parliamentary Retiring Allowances Trust	0	0	0	0	0	0	0	0	0	0	0	0	0	0	0	0	0	0	0	0	0
Secretaries' Committee on ICT	0	0	0	0	0	0	0	0	0	0	0	0	0	0	0	0	0	0	0	0	0
Special Minister of State	0	0	0	0	0	0	0	0	0	0	0	0	0	0	0	0	0	0	0	0	0

Appendix A: Request Numbers — [P = Personal, O = Other, T = Total]

AGENCY	On Hand 1st July 2009			Requests Received from Applicant			Requests on Transfer			Total Requests Received			% Share of Total of All Agencies' Requests Received			Requests Finalised			On Hand 30th June 2010		
	P	O	T	P	O	T	P	O	T	P	O	T	P	O	T	P	O	T	P	O	T
Foreign Affairs and Trade																					
Australian Centre for International Agricultural Research	0	0	0	0	0	0	0	0	0	0	0	0	0	0	0	0	0	0	0	0	0
Australian Trade Commission (Austrade)	0	1	1	0	5	5	1	1	2	1	6	7	0	0.2	0	0	7	7	1	0	1
Department of Foreign Affairs and Trade	8	7	15	75	33	108	3	4	7	78	37	115	0.4	1.3	0.5	71	32	103	15	12	27
Export Finance and Insurance Corporation	0	0	0	0	0	0	0	0	0	0	0	0	0	0	0	0	0	0	0	0	0
Minister for Foreign Affairs	0	0	0	0	0	0	0	0	0	0	0	0	0	0	0	0	0	0	0	0	0
Minister for Trade	0	0	0	0	0	0	0	0	0	0	0	0	0	0	0	0	0	0	0	0	0
Parliamentary Secretary for International Development Assistance	0	0	0	0	0	0	0	0	0	0	0	0	0	0	0	0	0	0	0	0	0
Parliamentary Secretary for Pacific Island Affairs	0	0	0	0	0	0	0	0	0	0	0	0	0	0	0	0	0	0	0	0	0
Parliamentary Secretary for Trade	0	0	0	0	0	0	0	0	0	0	0	0	0	0	0	0	0	0	0	0	0
Health and Ageing																					
Advisory Panel on the Marketing in Australia of Infant Formula	0	0	0	0	0	0	0	0	0	0	0	0	0	0	0	0	0	0	0	0	0
Aged Care Commissioner	0	0	0	0	0	0	0	0	0	0	0	0	0	0	0	0	0	0	0	0	0

Appendix A: Request Numbers — [P = Personal, O = Other, T = Total]

AGENCY	On Hand 1st July 2009			Requests Received from Applicant			Requests on Transfer			Total Requests Received			% Share of Total of All Agencies' Requests Received			Requests Finalised			On Hand 30th June 2010					
	P	O	T	P	O	T	P	O	T	P	O	T	P	O	T	P	O	T	P	O	T			
Aged Care Funding Instrument Reference Group	0	0	0	0	0	0	0	0	0	0	0	0	0	0	0	0	0	0	0	0	0	0	0	0
Ageing Consultative Committee	0	0	0	0	0	0	0	0	0	0	0	0	0	0	0	0	0	0	0	0	0	0	0	0
Australia and New Zealand Food Regulation Ministerial Council	0	0	0	0	0	0	0	0	0	0	0	0	0	0	0	0	0	0	0	0	0	0	0	0
Australian Commission on Safety and Quality in Health Care	0	0	0	0	0	0	0	0	0	0	0	0	0	0	0	0	0	0	0	0	0	0	0	0
Australian Community Pharmacy Authority	0	0	0	0	0	0	0	0	0	0	0	0	0	0	0	0	0	0	0	0	0	0	0	0
Australian Drug Evaluation Committee	0	0	0	0	0	0	0	0	0	0	0	0	0	0	0	0	0	0	0	0	0	0	0	0
Australian Institute of Health and Welfare	0	0	0	2	0	2	0	0	0	2	0	2	2	0	2	0	0	0	2	0	2	0	0	0
Australian National Council on Drugs	0	0	0	0	0	0	0	0	0	0	0	0	0	0	0	0	0	0	0	0	0	0	0	0
Australian Organ and Tissue Donation and Transplantation Authority	0	0	0	0	0	0	0	0	0	0	0	0	0	0	0	0	0	0	0	0	0	0	0	0
Australian Population Health Development Principal Committee	0	0	0	0	0	0	0	0	0	0	0	0	0	0	0	0	0	0	0	0	0	0	0	0
Australian Radiation Protection and Nuclear Safety Agency	0	0	0	0	0	6	0	0	0	0	0	6	0	0	6	0	0	0.2	0	0	6	0	0	0
Australian Sports Anti-Doping Authority	0	0	0	0	0	0	0	0	0	0	0	0	0	0	0	0	0	0	0	0	0	0	0	0
Australian Sports Commission	0	0	0	0	0	2	0	0	0	0	0	2	0	0	2	0	0	0.1	0	0	1	0	0	1
Cancer Australia	0	0	0	0	0	1	0	0	0	0	0	1	0	0	1	0	0	0	0	0	1	0	0	0

Appendix A: Request Numbers — [P = Personal, O = Other, T = Total]

AGENCY	On Hand 1st July 2009			Requests Received from Applicant			Requests on Transfer			Total Requests Received			% Share of Total of All Agencies' Requests Received			Requests Finalised			On Hand 30th June 2010		
	P	O	T	P	O	T	P	O	T	P	O	T	P	O	T	P	O	T	P	O	T
Complaints Resolution Panel	0	0	0	0	0	0	0	0	0	0	0	0	0	0	0	0	0	0	0	0	0
Complementary Medicines Evaluation Committee	0	0	0	0	0	0	0	0	0	0	0	0	0	0	0	0	0	0	0	0	0
Department of Health and Ageing	1	51	52	1	215	216	0	4	4	1	219	220	0	7.9	1	2	228	230	0	42	42
Food Standards Australia New Zealand	0	0	0	0	4	4	0	0	0	0	4	4	0	0.1	0	0	2	2	0	2	2
Gene Technology Ministerial Council	0	0	0	0	0	0	0	0	0	0	0	0	0	0	0	0	0	0	0	0	0
Gene Technology Regulator	0	0	0	0	0	0	0	0	0	0	0	0	0	0	0	0	0	0	0	0	0
General Practice Recognition Appeal Committee	0	0	0	0	0	0	0	0	0	0	0	0	0	0	0	0	0	0	0	0	0
General Practice Recognition Eligibility Committee	0	0	0	0	0	0	0	0	0	0	0	0	0	0	0	0	0	0	0	0	0
Hearing Services Consultative Committee	0	0	0	0	0	0	0	0	0	0	0	0	0	0	0	0	0	0	0	0	0
Intergovernmental Committee on Drugs	0	0	0	0	0	0	0	0	0	0	0	0	0	0	0	0	0	0	0	0	0
Medical Device Evaluation Committee	0	0	0	0	0	0	0	0	0	0	0	0	0	0	0	0	0	0	0	0	0
Medical Services Advisory Committee	0	0	0	0	0	0	0	0	0	0	0	0	0	0	0	0	0	0	0	0	0
Medicare Participation Review Committee	0	0	0	0	0	0	0	0	0	0	0	0	0	0	0	0	0	0	0	0	0
Medicines Evaluation Committee	0	0	0	0	0	0	0	0	0	0	0	0	0	0	0	0	0	0	0	0	0

Appendix A: Request Numbers — [P = Personal, O = Other, T = Total]

AGENCY	On Hand 1st July 2009			Requests Received from Applicant			Requests on Transfer			Total Requests Received			% Share of Total of All Agencies' Requests Received			Requests Finalised			On Hand 30th June 2010		
	P	O	T	P	O	T	P	O	T	P	O	T	P	O	T	P	O	T	P	O	T
Minister for Ageing	0	0	0	0	0	0	0	0	0	0	0	0	0	0	0	0	0	0	0	0	0
Minister for Health	0	0	0	0	0	0	0	0	0	0	0	0	0	0	0	0	0	0	0	0	0
Minister for Indigenous Health, Rural and Regional Health and Regional Services Delivery	0	0	0	0	0	0	0	0	0	0	0	0	0	0	0	0	0	0	0	0	0
Minister for Sport	0	0	0	0	2	2	0	0	0	0	2	2	0	0.1	0	0	2	2	0	0	0
Ministerial Advisory Committee on AIDS, Sexual Health and Hepatitis	0	0	0	0	0	0	0	0	0	0	0	0	0	0	0	0	0	0	0	0	0
Ministerial Council on Drug Strategy	0	0	0	0	0	0	0	0	0	0	0	0	0	0	0	0	0	0	0	0	0
National Blood Authority	0	0	0	0	0	0	0	0	0	0	0	0	0	0	0	0	0	0	0	0	0
National Drugs and Poisons Schedule Committee	0	0	0	0	0	0	0	0	0	0	0	0	0	0	0	0	0	0	0	0	0
National E-Health Transition Authority	0	0	0	0	0	0	0	0	0	0	0	0	0	0	0	0	0	0	0	0	0
National Health and Medical Research Council	0	0	0	0	7	7	0	0	0	0	7	7	0	0.3	0	0	5	5	0	2	2
National Industrial Chemicals Notification and Assessment Scheme	0	0	0	0	0	0	0	0	0	0	0	0	0	0	0	0	0	0	0	0	0
National Pathology Accreditation Advisory Council	0	0	0	0	0	0	0	0	0	0	0	0	0	0	0	0	0	0	0	0	0
Nuclear Safety Committee	0	0	0	0	0	0	0	0	0	0	0	0	0	0	0	0	0	0	0	0	0
Parliamentary Secretary for Health	0	0	0	0	0	0	0	0	0	0	0	0	0	0	0	0	0	0	0	0	0

Appendix A: Request Numbers — [P = Personal, O = Other, T = Total]

AGENCY	On Hand 1st July 2009			Requests Received from Applicant			Requests on Transfer			Total Requests Received			% Share of Total of All Agencies' Requests Received			Requests Finalised			On Hand 30th June 2010		
	P	O	T	P	O	T	P	O	T	P	O	T	P	O	T	P	O	T	P	O	T
Pathology Consultative Committee	0	0	0	0	0	0	0	0	0	0	0	0	0	0	0	0	0	0	0	0	0
Pathology Services Table Committee	0	0	0	0	0	0	0	0	0	0	0	0	0	0	0	0	0	0	0	0	0
Pharmaceutical Benefits Advisory Committee	0	0	0	0	0	0	0	0	0	0	0	0	0	0	0	0	0	0	0	0	0
Pharmaceutical Benefits Pricing Authority	0	0	0	0	0	0	0	0	0	0	0	0	0	0	0	0	0	0	0	0	0
Pharmaceutical Benefits Remuneration Tribunal	0	0	0	0	0	0	0	0	0	0	0	0	0	0	0	0	0	0	0	0	0
Private Health Insurance Administration Council	0	0	0	0	0	0	0	0	0	0	0	0	0	0	0	0	0	0	0	0	0
Private Health Insurance Ombudsman	0	0	0	0	0	0	0	0	0	0	0	0	0	0	0	0	0	0	0	0	0
Professional Services Review	0	0	0	0	0	0	0	0	0	0	0	0	0	0	0	0	0	0	0	0	0
Prostheses and Devices Committee	0	0	0	0	0	0	0	0	0	0	0	0	0	0	0	0	0	0	0	0	0
Quality Use of Pathology Committee	0	0	0	0	0	0	0	0	0	0	0	0	0	0	0	0	0	0	0	0	0
Radiation Oncology Reform Implementation Committee	0	0	0	0	0	0	0	0	0	0	0	0	0	0	0	0	0	0	0	0	0
Sport and Recreation Ministers' Council	0	0	0	0	0	0	0	0	0	0	0	0	0	0	0	0	0	0	0	0	0
Therapeutic Goods Advertising Code Council	0	0	0	0	0	0	0	0	0	0	0	0	0	0	0	0	0	0	0	0	0
Therapeutic Goods Committee	0	0	0	0	0	0	0	0	0	0	0	0	0	0	0	0	0	0	0	0	0

Appendix A: Request Numbers — [P = Personal, O = Other, T = Total]

AGENCY	On Hand 1st July 2009			Requests Received from Applicant			Requests on Transfer			Total Requests Received			% Share of Total of All Agencies' Requests Received			Requests Finalised			On Hand 30th June 2010			
	P	O	T	P	O	T	P	O	T	P	O	T	P	O	T	P	O	T	P	O	T	
Human Services																						
Australian Hearing	0	0	0	0	0	0	0	0	0	0	0	0	0	0	0	0	0	0	0	0	0	0
Centrelink	338	6	344	4506	16	4522	1	0	1	4507	16	4523	23.9	0.6	21	4623	21	4644	222	1	223	
Department of Human Services	27	3	30	487	11	498	2	0	2	489	11	500	2.6	0.4	2.3	411	13	424	105	1	106	
Medicare Australia	3	0	3	6	0	6	1	0	1	7	0	7	0	0	0	8	0	8	2	0	2	
Minister for Human Services	0	0	0	0	0	0	0	0	0	0	0	0	0	0	0	0	0	0	0	0	0	
Immigration and Citizenship																						
Department of Immigration and Citizenship	763	476	1,239	6564	255	6819	77	25	102	6641	280	6921	35.3	10.1	32.1	7141	453	7594	263	303	566	
Migration Review Tribunal	5	0	5	324	0	324	18	0	18	342	0	342	1.8	0	1.6	336	0	336	11	0	11	
Minister for Immigration and Citizenship	0	0	0	0	0	0	0	0	0	0	0	0	0	0	0	0	0	0	0	0	0	
Parly Secretary for Multicultural Affairs and Settlement Services	0	0	0	0	0	0	0	0	0	0	0	0	0	0	0	0	0	0	0	0	0	
Refugee Review Tribunal	5	0	5	261	2	263	70	1	71	331	3	334	1.8	0.1	1.5	328	2	330	8	1	9	
Infrastructure, Transport, Regional Development and Local Govt																						
Airservices Australia	0	1	1	15	9	24	0	0	0	15	9	24	0.1	0.3	0.1	15	10	25	0	0	0	

Appendix A: Request Numbers — [P = Personal, O = Other, T = Total]

AGENCY	On Hand 1st July 2009			Requests Received from Applicant			Requests on Transfer			Total Requests Received			% Share of Total of All Agencies' Requests Received			Requests Finalised			On Hand 30th June 2010		
	P	O	T	P	O	T	P	O	T	P	O	T	P	O	T	P	O	T	P	O	T
Australian Maritime Safety Authority	0	2	2	5	21	26	0	0	0	5	21	26	0	0.8	0.1	5	23	28	0	0	0
Civil Aviation Safety Authority	0	7	7	13	29	42	0	0	0	13	29	42	0	1	0.2	13	29	42	0	7	7
Dept of Infrastructure, Transport, Regional Development and Local Govt	0	12	12	3	32	35	0	2	2	3	34	37	0	1.2	0.2	3	36	39	0	10	10
Infrastructure Australia	0	0	0	0	7	7	0	0	0	0	7	7	0	0.3	0	0	7	7	0	0	0
Minister for Infrastructure, Transport, Regional Dev and Local Govt	0	0	0	0	2	2	0	0	0	0	2	2	0	0.1	0	0	2	2	0	0	0
Parity Secretary for Infrastructure, Transport, Reg Dev and Local Gov	0	0	0	0	0	0	0	0	0	0	0	0	0	0	0	0	0	0	0	0	0
Parliamentary Secretary for Western and Northern Australia	0	0	0	0	0	0	0	0	0	0	0	0	0	0	0	0	0	0	0	0	0
Innovation, Industry, Science and Research																					
Anglo-Australian Observatory	0	0	0	0	0	0	0	0	0	0	0	0	0	0	0	0	0	0	0	0	0
Australian Institute of Aboriginal and Torres Strait Islander Studies	0	0	0	0	1	1	0	0	0	0	1	1	0	0	0	0	1	1	0	0	0
Australian Institute of Marine Science	0	0	0	0	0	0	0	0	0	0	0	0	0	0	0	0	0	0	0	0	0
Australian Nuclear Science and Technology Organisation	0	0	0	10	9	19	0	0	0	10	9	19	0.1	0.3	0.1	2	0	2	8	9	17
Australian Research Council	0	1	1	1	6	7	0	0	0	1	6	7	0	0.2	0	1	6	7	0	1	1

Appendix A: Request Numbers — [P = Personal, O = Other, T = Total]

AGENCY	On Hand 1st July 2009			Requests Received from Applicant			Requests on Transfer			Total Requests Received			% Share of Total of All Agencies' Requests Received			Requests Finalised			On Hand 30th June 2010		
	P	O	T	P	O	T	P	O	T	P	O	T	P	O	T	P	O	T	P	O	T
Commonwealth Scientific and Industrial Research Organisation (CSIRO)	0	0	0	15	18	33	0	1	1	15	19	34	0.1	0.7	0.2	15	19	34	0	0	0
Department of Innovation, Industry, Science and Research	0	1	1	1	38	39	0	0	0	1	38	39	0	1.4	0.2	1	34	35	0	5	5
Designs Office	0	0	0	0	0	0	0	0	0	0	0	0	0	0	0	0	0	0	0	0	0
Minister for Innovation, Industry, Science and Research	0	0	0	0	1	1	0	0	0	0	1	1	0	0	0	0	0	0	0	1	1
Min for Small Business, Independent Contractors & the Service Economy	0	0	0	0	1	1	0	0	0	0	1	1	0	0	0	0	0	0	0	1	1
Parliamentary Secretary for Innovation and Industry	0	0	0	0	0	0	0	1	1	0	1	1	0	0	0	0	0	0	0	1	1
Patent and Trade Marks Attorneys Disciplinary Tribunal	0	0	0	0	0	0	0	0	0	0	0	0	0	0	0	0	0	0	0	0	0
Patent Office	0	0	0	0	0	0	0	0	0	0	0	0	0	0	0	0	0	0	0	0	0
Plant Breeder's Rights Advisory Committee	0	0	0	0	0	0	0	0	0	0	0	0	0	0	0	0	0	0	0	0	0
Professional Standards Board for Patent and Trade Marks Attorneys	0	0	0	0	3	3	0	0	0	0	3	3	0	0.1	0	0	1	1	0	2	2
Trade Marks Office	0	108	108	0	322	322	0	0	0	0	322	322	0	11.6	1.5	0	337	337	0	93	93
Prime Minister and Cabinet																					
Australian Institute of Family Studies	0	0	0	0	0	0	0	0	0	0	0	0	0	0	0	0	0	0	0	0	0

Appendix A: Request Numbers — [P = Personal, O = Other, T = Total]

AGENCY	On Hand 1st July 2009			Requests Received from Applicant			Requests on Transfer			Total Requests Received			% Share of Total of All Agencies' Requests Received			Requests Finalised			On Hand 30th June 2010		
	P	O	T	P	O	T	P	O	T	P	O	T	P	O	T	P	O	T	P	O	T
Australian Public Service Commission	2	0	2	2	0	2	0	0	0	2	0	2	4	0	4	0	0	0	4	0	4
Cabinet Secretary	0	0	0	0	0	0	0	0	0	0	0	0	0	0	0	0	0	0	0	0	0
Commonwealth Ombudsman	0	0	0	20	0	20	0	0	0	20	0	20	0.1	0	0.1	20	0	20	0	0	0
Defence Force Remuneration Tribunal	0	0	0	0	0	0	0	0	0	0	0	0	0	0	0	0	0	0	0	0	0
Department of the Prime Minister and Cabinet	0	15	15	5	66	71	0	0	0	5	66	71	0	2.4	0.3	2	50	52	3	31	34
Merit Protection Commissioner	0	0	0	3	0	3	0	0	0	3	0	3	0	0	0	3	0	3	0	0	0
National Archives of Australia	0	1	1	0	3	3	0	0	0	0	3	3	0	0.1	0	0	4	4	0	0	0
Office of the Official Secretary to the Governor-General	0	0	0	1	1	2	0	0	0	1	1	2	0	0	0	1	1	2	0	0	0
Office of the Privacy Commissioner	5	0	5	13	0	13	0	0	0	13	0	13	0.1	0	0.1	17	0	17	1	0	1
Old Parliament House	0	0	0	0	0	0	0	0	0	0	0	0	0	0	0	0	0	0	0	0	0
Parliamentary Secretary to the Prime Minister	0	0	0	0	0	0	0	0	0	0	0	0	0	0	0	0	0	0	0	0	0
Prime Minister	0	1	1	5	15	20	0	0	0	5	15	20	0	0.5	0.1	3	11	14	2	5	7
Resources, Energy and Tourism																					
Department of Resources, Energy and Tourism	0	0	0	0	16	16	0	1	1	0	17	17	0	0.6	0.1	0	13	13	0	4	4

Appendix A: Request Numbers — [P = Personal, O = Other, T = Total]

AGENCY	On Hand 1st July 2009			Requests Received from Applicant			Requests on Transfer			Total Requests Received			% Share of Total of All Agencies' Requests Received			Requests Finalised			On Hand 30th June 2010		
	P	O	T	P	O	T	P	O	T	P	O	T	P	O	T	P	O	T	P	O	T
Geoscience Australia	0	0	0	0	0	0	0	0	0	0	0	0	0	0	0	0	0	0	0	0	0
Minister for Resources and Energy	0	0	0	0	1	1	0	0	0	0	1	1	0	0	0	0	1	1	0	0	0
Minister for Tourism	0	0	0	0	0	0	0	0	0	0	0	0	0	0	0	0	0	0	0	0	0
National Offshore Petroleum Safety Authority	0	1	1	0	7	7	0	0	0	0	7	7	0	0.3	0	0	5	5	0	3	3
Offshore Minerals Joint Authority	0	0	0	0	0	0	0	0	0	0	0	0	0	0	0	0	0	0	0	0	0
Tourism Australia	0	0	0	1	0	1	1	0	1	2	0	2	0	0	0	2	0	2	0	0	0
Treasury																					
Assistant Treasurer	0	0	0	0	1	1	0	0	0	0	1	1	0	0	0	0	1	1	0	0	0
Auditing and Assurance Standards Board	0	0	0	0	0	0	0	0	0	0	0	0	0	0	0	0	0	0	0	0	0
Australian Accounting Standards Board	0	0	0	0	0	0	0	0	0	0	0	0	0	0	0	0	0	0	0	0	0
Australian Bureau of Statistics	1	1	2	1	5	6	0	0	0	1	5	6	0	0.2	0	2	5	7	0	1	1
Australian Competition and Consumer Commission	0	46	46	0	35	35	0	0	0	0	35	35	0	1.3	0.2	0	60	60	0	21	21
Australian Competition Tribunal	0	0	0	0	0	0	0	0	0	0	0	0	0	0	0	0	0	0	0	0	0
Australian Office of Financial Management	0	0	0	0	0	0	0	0	0	0	0	0	0	0	0	0	0	0	0	0	0

Appendix A: Request Numbers — [P = Personal, O = Other, T = Total]

AGENCY	On Hand 1st July 2009			Requests Received from Applicant			Requests on Transfer			Total Requests Received			% Share of Total of All Agencies' Requests Received			Requests Finalised			On Hand 30th June 2010		
	P	O	T	P	O	T	P	O	T	P	O	T	P	O	T	P	O	T	P	O	T
Australian Prudential Regulation Authority	0	0	0	1	11	12	0	0	0	1	11	12	0	0.4	0.1	1	9	10	0	0	2
Australian Securities and Investments Commission	1	4	5	15	79	94	1	0	1	16	79	95	0.1	2.9	0.4	13	57	70	4	26	30
Australian Statistics Advisory Council	0	0	0	0	0	0	0	0	0	0	0	0	0	0	0	0	0	0	0	0	0
Australian Taxation Office	18	239	257	164	630	794	0	1	1	164	631	795	0.9	22.8	3.7	171	814	985	11	56	67
Commonwealth Grants Commission	0	0	0	0	0	0	0	0	0	0	0	0	0	0	0	0	0	0	0	0	0
Companies Auditors and Liquidators Disciplinary Board	0	0	0	0	0	0	0	0	0	0	0	0	0	0	0	0	0	0	0	0	0
Corporations and Markets Advisory Committee	0	0	0	0	0	0	0	0	0	0	0	0	0	0	0	0	0	0	0	0	0
Department of the Treasury	0	13	13	0	51	51	0	2	2	0	53	53	0	1.9	0.2	0	57	57	0	9	9
Financial Reporting Council	0	0	0	0	0	0	0	0	0	0	0	0	0	0	0	0	0	0	0	0	0
Inspector-General of Taxation	0	0	0	0	0	0	0	0	0	0	0	0	0	0	0	0	0	0	0	0	0
Minister for Competition Policy and Consumer Affairs	0	0	0	0	1	1	0	0	0	0	1	1	0	0	0	0	0	0	0	1	1
Minister for Financial Services, Superannuation and Corporate Law	0	0	0	0	0	0	0	0	0	0	0	0	0	0	0	0	0	0	0	0	0
Minister for Sustainable Population	0	0	0	0	0	0	0	0	0	0	0	0	0	0	0	0	0	0	0	0	0
National Competition Council	0	0	0	0	0	0	0	0	0	0	0	0	0	0	0	0	0	0	0	0	0

Appendix A: Request Numbers — [P = Personal, O = Other, T = Total]

AGENCY	On Hand 1st July 2009			Requests Received from Applicant			Requests on Transfer			Total Requests Received			% Share of Total of All Agencies' Requests Received			Requests Finalised			On Hand 30th June 2010					
	P	O	T	P	O	T	P	O	T	P	O	T	P	O	T	P	O	T	P	O	T			
Productivity Commission	0	0	0	0	0	0	0	0	0	0	0	0	0	0	0	0	0	0	0	0	0	0	0	0
Reserve Bank of Australia	0	1	1	0	4	4	0	0	0	0	4	4	0	0.1	0	0	4	4	0	4	4	0	1	1
Superannuation Complaints Tribunal	0	0	0	5	0	5	0	0	0	5	0	5	0	0	0	4	0	4	4	1	5	0	0	0
Tax Agents' Board (NSW)	0	0	0	0	0	0	0	0	0	0	0	0	0	0	0	0	0	0	0	0	0	0	0	0
Tax Agents' Board (QLD)	0	0	0	0	0	0	0	0	0	0	0	0	0	0	0	0	0	0	0	0	0	0	0	0
Tax Agents' Board (SA)	0	0	0	0	0	0	0	0	0	0	0	0	0	0	0	0	0	0	0	0	0	0	0	0
Tax Agents' Board (TAS)	0	0	0	0	0	0	0	0	0	0	0	0	0	0	0	0	0	0	0	0	0	0	0	0
Tax Agents' Board (VIC)	0	0	0	0	0	0	0	0	0	0	0	0	0	0	0	0	0	0	0	0	0	0	0	0
Tax Agents' Board (WA)	0	0	0	0	0	0	0	0	0	0	0	0	0	0	0	0	0	0	0	0	0	0	0	0
Tax Practitioners Board	0	0	0	0	0	0	1	0	1	1	0	1	0	0	0	1	0	1	0	1	1	0	0	0
Treasurer	0	0	0	1	8	9	0	0	0	1	8	9	0	0.3	0	1	4	5	1	4	5	0	4	4
Veterans' Affairs																								
Australian War Memorial	0	0	0	0	1	1	0	0	0	0	1	1	0	0	0	0	1	1	0	1	1	0	0	0
Department of Veterans' Affairs	347	1	348	5175	12	5187	3	1	4	5178	13	5191	27.5	0.5	24	5238	8	5246	287	6	293	287	6	293
Military Rehabilitation and Compensation Commission	0	0	0	0	0	0	0	0	0	0	0	0	0	0	0	0	0	0	0	0	0	0	0	0

Appendix A: Request Numbers — [P = Personal, O = Other, T = Total]

AGENCY	On Hand 1st July 2009			Requests Received from Applicant			Requests on Transfer			Total Requests Received			% Share of Total of All Agencies' Requests Received			Requests Finalised			On Hand 30th June 2010		
	P	O	T	P	O	T	P	O	T	P	O	T	P	O	T	P	O	T	P	O	T
Minister for Veterans' Affairs	0	0	0	0	0	0	0	0	0	0	0	0	0	0	0	0	0	0	0	0	0
Repatriation Commission	0	0	0	0	0	0	0	0	0	0	0	0	0	0	0	0	0	0	0	0	0
Repatriation Medical Authority	0	0	0	0	0	0	0	0	0	0	0	0	0	0	0	0	0	0	0	0	0
Specialist Medical Review Council	0	0	0	0	0	0	0	0	0	0	0	0	0	0	0	0	0	0	0	0	0
Veterans' Review Board	0	0	0	1	0	1	1	0	1	2	0	2	0	0	0	2	0	2	0	0	0
TOTAL	1651	1155	2806	18628	2677	21305	195	87	282	18823	2764	21587	100	100	100	19392	3121	22513	1082	798	1880

Appendix B: Action on Requests — [P = Personal, O = Other, T = Total]

AGENCY	Granted in Full			% of Total			Granted in Part			% of Total			Access Refused			% of Total			Transferred in Whole			Withdrawn			Total Determined			
	P	O	T	P	O	T	P	O	T	P	O	T	P	O	T	P	O	T	P	O	T	P	O	T	P	O	T	
Agriculture, Fisheries and Forestry																												
Australian Fisheries Management Authority	1	0	1	100	0	0	0	0	0	0	0	0	0	0	0	0	0	0	0	0	0	0	0	1	0	1		
Australian Pesticides and Veterinary Medicines Authority	0	5	5	45.45	0	6	6	54.55	0	0	0	0	0	0	0	0	0	0	0	0	0	0	3	0	11	11		
Department of Agriculture, Fisheries and Forestry	0	4	4	25	2	7	9	56.25	0	3	3	3	18.75	0	0	0	0	0	0	0	0	1	9	10	2	14	16	
Minister for Agriculture, Fisheries and Forestry	0	0	0	0	0	0	0	0	0	0	0	0	0	0	0	0	0	0	0	0	0	0	0	0	0	0	0	0
Wheat Exports Australia	0	0	0	0	0	1	100	0	0	0	0	0	0	0	0	0	0	0	0	0	0	0	0	0	0	1	1	
Attorney-General's																												
Administrative Appeals Tribunal	0	0	0	0	0	1	33.33	0	2	2	2	66.67	0	0	0	0	0	0	0	0	0	1	1	0	3	3		
Attorney-General's Department	5	4	9	25	3	8	11	30.56	7	9	16	44.44	3	4	7	0	4	4	0	0	0	0	15	21	36			
Australian Commission for Law Enforcement Integrity	0	0	0	0	0	0	0	0	2	0	2	100	0	0	0	0	0	0	0	0	0	0	2	0	2			
Australian Crime Commission	0	0	0	0	0	4	44.44	0	5	5	55.56	0	0	0	0	0	0	0	0	0	0	0	0	0	9	9		
Australian Customs and Border Protection Service	0	10	10	27.03	15	9	24	64.86	0	3	3	8.11	0	0	0	3	7	10	15	22	37							
Australian Federal Police	24	6	30	15.96	106	13	119	63.3	34	5	39	20.74	0	0	0	39	4	43	164	24	188							
Australian Human Rights Commission	1	1	2	25	2	1	3	37.5	3	0	3	37.5	0	0	0	2	0	2	6	2	8							

Appendix B: Action on Requests — [P = Personal, O = Other, T = Total]

AGENCY	Granted in Full			% of Total			Granted in Part			% of Total			Access Refused			% of Total			Transferred in Whole			Withdrawn			Total Determined		
	P	O	T	P	O	T	P	O	T	P	O	T	P	O	T	P	O	T	P	O	T	P	O	T			
Australian Transaction Reports and Analysis Centre (AUSRAC)	7	0	7	11.86	26	13	39	66.1	12	1	13	22.03	0	0	0	2	2	4	45	14	59						
CrimTrac	0	1	1	20	2	1	3	60	0	1	1	20	0	0	0	1	0	1	2	3	5						
Director of Public Prosecutions	3	0	3	23.08	5	3	8	61.54	1	1	2	15.38	0	0	0	1	0	1	9	4	13						
Federal Court of Australia	0	1	1	33.33	0	2	2	66.67	0	0	0	0	0	0	0	0	0	0	0	0	3	3					
Insolvency and Trustee Service Australia	0	3	3	37.5	2	3	5	62.5	0	0	0	0	0	0	0	2	0	2	2	6	8						
National Capital Authority	0	2	2	50	0	2	2	50	0	0	0	0	0	0	0	0	3	3	0	4	4						
Broadband, Communications and the Digital Economy																											
Australian Broadcasting Corporation	2	1	3	25	0	4	4	33.33	2	3	5	41.67	0	0	0	0	0	0	4	8	12						
Australian Communications and Media Authority	0	3	3	20	4	8	12	80	0	0	0	0	0	1	1	1	5	6	4	11	15						
Australian Postal Corporation	7	4	11	39.29	3	5	8	28.57	3	6	9	32.14	0	0	0	0	1	1	13	15	28						
Department of Broadband, Communications and the Digital Economy	0	3	3	15.79	0	11	11	57.89	0	5	5	26.32	0	0	0	0	13	13	0	19	19						
Minister for Broadband, Communications and the Digital Economy	0	0	0	0	0	1	1	100	0	0	0	0	0	4	4	0	1	1	0	1	1						
Special Broadcasting Service Corporation	0	0	0	0	0	1	1	100	0	0	0	0	0	0	0	0	0	0	0	1	1						

Appendix B: Action on Requests — [P = Personal, O = Other, T = Total]

AGENCY	Granted in Full			% of Total			Granted in Part			% of Total			Access Refused			% of Total			Transferred in Whole			Withdrawn			Total Determined			
	P	O	T	P	O	T	P	O	T	P	O	T	P	O	T	P	O	T	P	O	T	P	O	T	P	O	T	
Climate Change and Energy Efficiency																												
Department of Climate Change	0	6	6	0	2	2	20	0	2	2	20	0	2	2	0	0	0	0	0	0	0	0	0	0	0	10	10	10
Department of Climate Change and Energy Efficiency	0	3	3	0	8	8	57.14	0	8	3	21.43	0	3	3	0	1	1	21.43	0	1	1	0	4	0	14	14	14	
Defence																												
Defence Force Retirement and Death Benefits Authority	28	0	28	1	0	1	3.13	1	0	3	9.38	3	0	3	0	0	0	9.38	0	0	0	1	0	1	32	0	32	
Defence Housing Australia	1	0	1	1	0	1	33.33	1	0	1	33.33	1	0	1	0	0	0	33.33	0	0	0	0	0	3	0	3		
Department of Defence	43	13	56	50	49	99	53.23	16	15	31	16.67	16	15	31	0	2	2	16.67	0	2	2	16	43	59	109	77	186	
Military Superannuation and Benefits Board of Trustees No. 1	79	0	79	1	0	1	1.16	5	1	6	6.98	5	1	6	0	0	0	6.98	0	0	0	3	0	3	85	1	86	
Education, Employment and Workplace Relations																												
Australian Curriculum, Assessment and Reporting Authority	0	3	3	0	1	1	25	0	0	0	0	0	0	0	0	0	0	0	0	0	0	0	0	0	0	4	4	
Australian National University	1	1	2	5	1	6	42.86	1	5	6	42.86	1	5	6	0	0	0	42.86	0	0	0	0	0	0	7	7	14	
Comcare	5	2	7	4	1	5	35.71	2	0	2	14.29	2	0	2	0	0	0	14.29	0	0	0	4	0	4	11	3	14	
Department of Education, Employment and Workplace Relations	143	13	156	29	18	47	21.66	7	7	14	6.45	7	7	14	1	3	4	6.45	1	3	4	41	27	68	179	38	217	
Fair Work Ombudsman	0	3	3	2	15	17	80.95	0	1	1	4.76	0	1	1	0	0	0	4.76	0	0	0	0	1	1	2	19	21	

Appendix B: Action on Requests — [P = Personal, O = Other, T = Total]

AGENCY	Granted in Full			% of Total			Granted in Part			% of Total			Access Refused			% of Total			Transferred in Whole			Withdrawn			Total Determined			
	P	O	T	P	O	T	P	O	T	P	O	T	P	O	T	P	O	T	P	O	T	P	O	T	P	O	T	
Minister for Education	0	0	0	0	0	0	0	0	0	0	0	0	0	0	0	0	0	0	0	1	1	0	0	0	0	0	0	
Minister for Employment and Workplace Relations	0	0	0	0	0	0	0	0	0	0	0	0	0	0	0	0	0	0	0	3	3	0	0	0	0	0	0	
Minister for Employment Participation	0	0	0	0	0	0	0	0	0	0	0	0	0	0	0	0	0	0	1	0	1	0	0	0	0	0	0	
Office of the Australian Building and Construction Commissioner	0	1	1	33.33	0	1	1	33.33	0	1	1	33.33	0	1	1	33.33	0	0	0	0	0	0	0	0	0	3	3	
Remuneration Tribunal	0	0	0	0	0	0	0	0	0	0	0	0	0	0	0	0	0	0	0	0	0	0	2	2	0	0	0	
Workplace Authority	0	0	0	0	0	0	0	2	2	100	0	0	0	0	0	0	0	0	0	0	0	0	0	0	0	2	2	
Environment, Water, Heritage and the Arts																												
Australia Council for the Arts	0	3	3	100	0	0	0	0	0	0	0	0	0	0	0	0	0	0	0	0	0	0	0	0	0	3	3	
Bureau of Meteorology	2	0	2	66.67	1	0	1	33.33	0	0	0	0	0	0	0	0	0	0	0	0	0	1	0	1	3	0	3	
Department of the Environment, Water, Heritage and the Arts	0	15	15	31.91	0	20	20	42.55	2	10	12	25.53	0	17	17	0	15	15	0	0	0	0	2	45	47			
Minister for Environment Protection, Heritage and the Arts	0	1	1	100	0	0	0	0	0	0	0	0	0	0	0	0	0	0	0	0	0	0	0	0	1	1		
Murray-Darling Basin Authority	0	1	1	100	0	0	0	0	0	0	0	0	0	0	0	0	0	0	0	0	0	0	0	0	1	1		
National Environment Protection Council Service Corporation	0	0	0	0	0	0	0	0	0	1	1	100	0	0	0	0	0	0	0	0	0	0	0	0	1	1		
National Film and Sound Archive	0	1	1	100	0	0	0	0	0	0	0	0	0	0	0	0	0	0	0	0	0	0	0	0	1	1		
National Gallery of Australia	0	1	1	100	0	0	0	0	0	0	0	0	0	0	0	0	0	0	0	0	0	0	0	0	1	1		

Appendix B: Action on Requests — [P = Personal, O = Other, T = Total]

AGENCY	Granted in Full			% of Total			Granted in Part			% of Total			Access Refused			% of Total			Transferred in Whole			Withdrawn			Total Determined		
	P	O	T	P	O	T	P	O	T	P	O	T	P	O	T	P	O	T	P	O	T	P	O	T			
Screen Australia	2	1	3	60	0	1	1	20	0	1	1	0	1	1	20	0	0	0	0	0	0	0	3	3	5		
Sydney Harbour Federation Trust	0	0	0	0	0	1	1	100	0	0	0	0	0	0	0	0	0	0	0	0	0	0	0	1	1		
Families, Housing, Community Services and Indigenous Affairs																											
Department of Families, Housing, Community Services and Indigenous Affairs	0	4	4	11.76	1	24	25	73.53	1	4	5	14.71	0	3	3	0	8	8	2	32	34						
Equal Opportunity for Women in the Workplace Agency	0	0	0	0	0	1	1	100	0	0	0	0	0	0	0	0	0	0	0	0	0	0	0	1	1		
Indigenous Business Australia	0	0	0	0	1	3	4	66.67	1	1	2	33.33	0	0	0	0	0	0	2	4	6						
Indigenous Land Corporation	0	2	2	100	0	0	0	0	0	0	0	0	0	0	0	0	0	0	0	2	2						
Office of the Registrar of Indigenous Corporations	0	0	0	0	0	1	1	25	0	3	3	75	0	0	0	0	6	6	0	4	4						
Social Security Appeals Tribunal	1	0	1	100	0	0	0	0	0	0	0	0	0	0	0	0	0	0	1	0	1						
Finance and Deregulation																											
Australian Electoral Commission	0	0	0	0	0	0	0	0	3	0	3	100	0	0	0	1	1	2	3	0	3						
ComSuper	75	0	75	96.15	2	0	2	2.56	1	0	1	1.28	0	0	0	0	0	0	78	0	78						
Department of Finance and Deregulation	1	16	17	42.5	0	16	16	40	0	7	7	17.5	0	0	0	0	15	15	1	39	40						
Future Fund Management Agency	0	3	3	100	0	0	0	0	0	0	0	0	0	0	0	0	0	0	0	3	3						

Appendix B: Action on Requests — [P = Personal, O = Other, T = Total]

AGENCY	Granted in Full			% of Total			Granted in Part			% of Total			Access Refused			% of Total			Transferred in Whole			Withdrawn			Total Determined		
	P	O	T	P	O	T	P	O	T	P	O	T	P	O	T	P	O	T	P	O	T	P	O	T			
Minister for Finance and Deregulation	0	0	0	0	0	0	0	0	0	0	0	0	0	0	0	0	0	0	0	0	0	0	0	0	0		
Foreign Affairs and Trade																											
Australian Trade Commission (Austrade)	0	0	0	0	0	0	0	0	3	3	60	0	2	2	2	0	0	0	0	0	0	0	0	0	5		
Department of Foreign Affairs and Trade	13	2	15	45	7	52	65.82	6	6	12	15.19	1	0	1	6	17	23	64	15	79							
Health and Ageing																											
Australian Institute of Health and Welfare	0	0	0	1	0	1	50	1	0	1	50	0	0	0	0	0	0	0	2	0	2				2		
Australian Radiation Protection and Nuclear Safety Agency	0	0	0	0	6	6	100	0	0	0	0	0	0	0	0	0	0	0	0	0	0	0	0	6	6		
Australian Sports Commission	0	1	1	0	0	0	0	0	0	0	0	0	0	0	0	0	0	0	0	0	0	0	0	1	1		
Cancer Australia	0	0	0	0	1	1	100	0	0	0	0	0	0	0	0	0	0	0	0	0	0	0	0	1	1		
Department of Health and Ageing	1	21	22	0	70	70	40.46	1	80	81	46.82	0	3	3	0	54	54	2	171	173							
Food Standards Australia New Zealand	0	0	0	0	2	2	100	0	0	0	0	0	0	0	0	0	0	0	0	0	0	0	0	2	2		
Minister for Sport	0	1	1	0	0	0	0	0	1	1	50	0	0	0	0	0	0	0	0	0	0	0	0	2	2		
National Health and Medical Research Council	0	3	3	0	1	1	20	0	1	1	20	0	0	0	0	0	0	0	0	0	0	0	0	5	5		

Appendix B: Action on Requests — [P = Personal, O = Other, T = Total]

AGENCY	Granted in Full			% of Total	Granted in Part			% of Total	Access Refused			% of Total	Transferred in Whole			Withdrawn			Total Determined		
	P	O	T		P	O	T		P	O	T		P	O	T	P	O	T	P	O	T
Human Services																					
Centrelink	2784	4	2788	62.18	1334	9	1343	29.95	349	4	353	7.87	4	2	6	152	2	154	4467	17	4484
Department of Human Services	122	7	129	36.65	197	0	197	55.97	22	4	26	7.39	4	0	4	66	2	68	341	11	352
Medicare Australia	2	0	2	40	2	0	2	40	1	0	1	20	0	0	0	3	0	3	5	0	5
Immigration and Citizenship																					
Department of Immigration and Citizenship	3299	186	3485	52.64	2380	218	2598	39.24	498	39	537	8.11	4	0	4	960	10	970	6177	443	6620
Migration Review Tribunal	91	0	91	63.19	52	0	52	36.11	1	0	1	0.69	57	0	57	135	0	135	144	0	144
Refugee Review Tribunal	159	0	159	63.86	81	0	81	32.53	7	2	9	3.61	77	0	77	4	0	4	247	2	249
Infrastructure, Transport, Regional Development and Local Government																					
Airservices Australia	6	5	11	45.83	6	3	9	37.5	3	1	4	16.67	0	0	0	0	1	1	15	9	24
Australian Maritime Safety Authority	5	2	7	25.93	0	17	17	62.96	0	3	3	11.11	0	0	0	0	1	1	5	22	27
Civil Aviation Safety Authority	6	11	17	43.59	2	14	16	41.03	3	3	6	15.38	0	1	1	2	0	2	11	28	39
Department of Infrastructure, Transport, Regional Development and Local Government	0	10	10	41.67	1	8	9	37.5	1	4	5	20.83	0	1	1	1	13	14	2	22	24
Infrastructure Australia	0	1	1	14.29	0	0	0	0	0	6	6	85.71	0	0	0	0	0	0	0	7	7

Appendix B: Action on Requests — [P = Personal, O = Other, T = Total]

AGENCY	Granted in Full			% of Total			Granted in Part			% of Total			Access Refused			% of Total			Transferred in Whole			Withdrawn			Total Determined			
	P	O	T	P	O	T	P	O	T	P	O	T	P	O	T	P	O	T	P	O	T	P	O	T				
Minister for Infrastructure, Transport, Regional Development and Local Government	0	0	0	0	0	0	0	0	0	0	0	0	0	1	1	0	0	0	0	0	0	0	0	1	1	0	1	1
Innovation, Industry, Science and Research																												
Australian Institute of Aboriginal and Torres Strait Islander Studies	0	0	0	0	0	1	0	1	1	100	0	0	0	0	0	0	0	0	0	0	0	0	0	0	0	0	1	1
Australian Nuclear Science and Technology Organisation	1	0	1	50	1	0	1	0	1	50	0	0	0	0	0	0	0	0	0	0	0	0	0	0	0	2	0	2
Australian Research Council	0	0	0	0	1	4	5	100	0	0	0	0	0	0	0	0	2	1	4	5								
Commonwealth Scientific and Industrial Research Organisation (CSIRO)	8	11	19	55.88	5	4	9	26.47	2	4	6	17.65	0	0	0	0	0	0	0	0	0	0	0	0	0	15	19	34
Department of Innovation, Industry, Science and Research	0	12	12	44.44	1	5	6	22.22	0	9	9	33.33	0	2	2	0	6	1	26	27								
Professional Standards Board for Patent and Trade Marks Attorneys	0	1	1	100	0	0	0	0	0	0	0	0	0	0	0	0	0	0	1	1								
Trade Marks Office	0	228	228	69.72	0	96	96	29.36	0	3	3	0.92	0	0	0	0	10	0	327	327								
Prime Minister and Cabinet																												
Australian Public Service Commission	2	0	2	50	2	0	2	50	0	0	0	0	0	0	0	0	0	0	4	4								
Commonwealth Ombudsman	0	0	0	0	20	0	20	100	0	0	0	0	0	0	0	0	0	0	20	20								
Department of the Prime Minister and Cabinet	0	4	4	18.18	1	4	5	22.73	0	13	13	59.09	0	6	6	1	23	24	1	21								

Appendix B: Action on Requests — [P = Personal, O = Other, T = Total]

AGENCY	Granted in Full			% of Total			Granted in Part			% of Total			Access Refused			% of Total			Transferred in Whole			Withdrawn			Total Determined		
	P	O	T	P	O	T	P	O	T	P	O	T	P	O	T	P	O	T	P	O	T	P	O	T	P	O	T
Merit Protection Commissioner	1	0	1	33.33	2	0	2	66.67	0	0	0	0	0	0	0	0	0	0	0	0	0	0	0	3	0	3	
National Archives of Australia	0	1	1	25	0	3	3	75	0	0	0	0	0	0	0	0	0	0	0	0	0	0	0	4	0	4	
Office of the Official Secretary to the Governor-General	1	1	2	100	0	0	0	0	0	0	0	0	0	0	0	0	0	0	0	0	0	0	1	1	2		
Office of the Privacy Commissioner	6	0	6	35.29	10	0	10	58.82	1	0	1	0	1	5.88	0	0	0	0	0	0	0	0	17	0	17		
Prime Minister	1	2	3	25	0	3	3	25	1	5	6	1	0	1	50	1	0	1	0	1	0	1	2	10	12		
Resources, Energy and Tourism																											
Department of Resources, Energy and Tourism	0	1	1	11.11	0	3	3	33.33	0	5	5	0	0	55.56	0	0	0	0	0	0	0	4	4	0	9	9	
Minister for Resources and Energy	0	0	0	0	0	1	1	100	0	0	0	0	0	0	0	0	0	0	0	0	0	0	0	1	1		
National Offshore Petroleum Safety Authority	0	1	1	100	0	0	0	0	0	0	0	0	0	0	0	0	0	0	0	0	4	4	0	1	1		
Tourism Australia	0	0	0	0	1	0	1	50	1	0	1	0	1	50	0	0	0	0	0	0	0	0	2	0	2		
Treasury																											
Assistant Treasurer	0	0	0	0	0	1	1	100	0	0	0	0	0	0	0	0	0	0	0	0	0	0	0	1	1		
Australian Bureau of Statistics	0	0	0	0	2	3	5	71.43	0	2	2	2	28.57	0	0	0	0	0	0	0	0	0	2	5	7		
Australian Competition and Consumer Commission	0	12	12	25	0	23	23	47.92	0	13	13	27.08	0	0	0	0	0	0	0	0	12	12	0	48	48		
Australian Prudential Regulation Authority	0	1	1	10	1	6	7	70	0	2	2	20	0	0	0	0	0	0	0	0	0	0	1	9	10		

Appendix B: Action on Requests — [P = Personal, O = Other, T = Total]

AGENCY	Granted in Full			% of Total	Granted in Part			% of Total	Access Refused			% of Total	Transferred in Whole			Withdrawn			Total Determined		
	P	O	T		P	O	T		P	O	T		P	O	T	P	O	T	P	O	T
Australian Securities and Investments Commission	7	14	21	37.5	0	12	12	21.43	5	18	23	41.07	0	0	0	1	13	14	12	44	56
Australian Taxation Office	74	200	274	37.43	47	308	355	48.5	39	64	103	14.07	2	1	3	9	241	250	160	572	732
Department of the Treasury	0	11	11	29.73	0	18	18	48.65	0	8	8	21.62	0	1	1	0	19	19	0	37	37
Reserve Bank of Australia	0	0	0	0	0	1	1	33.33	0	2	2	66.67	0	0	0	0	1	1	0	3	3
Superannuation Complaints Tribunal	1	0	1	25	3	0	3	75	0	0	0	0	0	0	0	0	0	0	4	0	4
Tax Practitioners Board	1	0	1	100	0	0	0	0	0	0	0	0	0	0	0	0	0	0	1	0	1
Treasurer	1	0	1	25	0	1	1	25	0	2	2	50	0	0	0	0	1	1	1	3	4
Veterans' Affairs																					
Australian War Memorial	0	0	0	0	0	1	1	100	0	0	0	0	0	0	0	0	0	0	0	1	1
Department of Veterans' Affairs	4567	3	4570	99.15	24	4	28	0.61	10	1	11	0.24	480	0	480	157	0	157	4601	8	4609
Veterans' Review Board	2	0	2	100	0	0	0	0	0	0	0	0	0	0	0	0	0	0	2	0	2
TOTAL	11592	898	12490	63.78	4490	1130	5620	28.7	1059	414	1473	7.52	635	60	695	1616	619	2235	17141	2442	19583

Appendix C: Response Time — [P = Personal, O = Other, T = Total]

AGENCY	Requests Determined			0-30 Days			31-60 Days With Consultation			31-60 Days Without Consultation			61-90 Days			Over 90 Days		
	P	O	T	P	O	T	P	O	T	P	O	T	P	O	T	P	O	T
Agriculture, Fisheries and Forestry																		
Australian Fisheries Management Authority	1	0	1	1	0	1	0	0	0	0	0	0	0	0	0	0	0	0
Australian Pesticides and Veterinary Medicines Authority	0	11	11	0	4	4	0	6	6	0	0	0	0	1	1	0	0	0
Department of Agriculture, Fisheries and Forestry	2	14	16	0	5	5	1	4	5	0	0	0	1	2	3	0	3	3
Wheat Exports Australia	0	1	1	0	0	0	0	1	1	0	0	0	0	0	0	0	0	0
Attorney-General's																		
Administrative Appeals Tribunal	0	3	3	0	3	3	0	0	0	0	0	0	0	0	0	0	0	0
Attorney-General's Department	15	21	36	13	13	26	0	1	1	2	7	9	0	0	0	0	0	0
Australian Commission for Law Enforcement Integrity	2	0	2	2	0	2	0	0	0	0	0	0	0	0	0	0	0	0
Australian Crime Commission	0	9	9	0	6	6	0	2	2	0	1	1	0	0	0	0	0	0
Australian Customs and Border Protection Service	15	22	37	11	14	25	0	0	0	4	7	11	0	0	0	0	1	1
Australian Federal Police	164	24	188	79	13	92	38	1	39	17	4	21	20	4	24	10	2	12
Australian Human Rights Commission	6	2	8	3	1	4	1	0	1	2	0	2	0	0	0	0	1	1
Australian Transaction Reports and Analysis Centre (AUSTRAC)	45	14	59	42	2	44	1	11	12	1	0	1	0	0	0	1	1	2

Appendix C: Response Time — [P = Personal, O = Other, T = Total]

AGENCY	Requests Determined			0-30 Days			31-60 Days With Consultation			31-60 Days Without Consultation			61-90 Days			Over 90 Days		
	P	O	T	P	O	T	P	O	T	P	O	T	P	O	T	P	O	T
CrimTrac	2	3	5	1	1	2	1	2	3	0	0	0	0	0	0	0	0	0
Director of Public Prosecutions	9	4	13	8	4	12	0	0	0	0	0	0	0	0	0	1	0	1
Federal Court of Australia	0	3	3	0	3	3	0	0	0	0	0	0	0	0	0	0	0	0
Insolvency and Trustee Service Australia	2	6	8	1	2	3	0	1	1	0	2	2	1	1	2	0	0	0
National Capital Authority	0	4	4	0	1	1	0	2	2	0	0	0	0	1	1	0	0	0
Broadband, Communications and the Digital Economy																		
Australian Broadcasting Corporation	4	8	12	3	4	7	1	4	5	0	0	0	0	0	0	0	0	0
Australian Communications and Media Authority	4	11	15	0	2	2	3	5	8	0	3	3	1	1	2	0	0	0
Australian Postal Corporation	13	15	28	11	13	24	1	1	2	1	0	1	0	1	1	0	0	0
Department of Broadband, Communications and the Digital Economy	0	19	19	0	9	9	0	10	10	0	0	0	0	0	0	0	0	0
Minister for Broadband, Communications and the Digital Economy	0	1	1	0	0	0	0	1	1	0	0	0	0	0	0	0	0	0
Special Broadcasting Service Corporation	0	1	1	0	0	0	0	1	1	0	0	0	0	0	0	0	0	0
Climate Change and Energy Efficiency																		
Department of Climate Change	0	10	10	0	7	7	0	2	2	0	1	1	0	0	0	0	0	0

Appendix C: Response Time — [P = Personal, O = Other, T = Total]

AGENCY	Requests Determined			0-30 Days			31-60 Days With Consultation			31-60 Days Without Consultation			61-90 Days			Over 90 Days		
	P	O	T	P	O	T	P	O	T	P	O	T	P	O	T	P	O	T
Department of Climate Change and Energy Efficiency	0	14	14	0	4	4	0	3	3	0	5	5	0	1	1	0	1	1
Defence																		
Defence Force Retirement and Death Benefits Authority	32	0	32	31	0	31	0	0	0	0	0	0	1	0	1	0	0	0
Defence Housing Australia	3	0	3	2	0	2	0	0	0	1	0	1	0	0	0	0	0	0
Department of Defence	109	77	186	76	41	117	5	16	21	8	4	12	4	7	11	16	9	25
Military Superannuation and Benefits Board of Trustees No. 1	85	1	86	84	1	85	0	0	0	1	0	1	0	0	0	0	0	0
Education, Employment and Workplace Relations																		
Australian Curriculum, Assessment and Reporting Authority	0	4	4	0	0	0	0	4	4	0	0	0	0	0	0	0	0	0
Australian National University	7	7	14	7	7	14	0	0	0	0	0	0	0	0	0	0	0	0
Comcare	11	3	14	10	3	13	1	0	1	0	0	0	0	0	0	0	0	0
Department of Education, Employment and Workplace Relations	179	38	217	73	17	90	106	21	127	0	0	0	0	0	0	0	0	0
Fair Work Ombudsman	2	19	21	1	2	3	1	17	18	0	0	0	0	0	0	0	0	0
Office of the Australian Building and Construction Commissioner	0	3	3	0	3	3	0	0	0	0	0	0	0	0	0	0	0	0
Workplace Authority	0	2	2	0	0	0	0	2	2	0	0	0	0	0	0	0	0	0

Appendix C: Response Time — [P = Personal, O = Other, T = Total]

AGENCY	Requests Determined			0-30 Days			31-60 Days With Consultation			31-60 Days Without Consultation			61-90 Days			Over 90 Days		
	P	O	T	P	O	T	P	O	T	P	O	T	P	O	T	P	O	T
Environment, Water, Heritage and the Arts																		
Australia Council for the Arts	0	3	3	0	3	3	0	0	0	0	0	0	0	0	0	0	0	0
Bureau of Meteorology	3	0	3	3	0	3	0	0	0	0	0	0	0	0	0	0	0	0
Department of the Environment, Water, Heritage and the Arts	2	45	47	0	7	7	0	13	13	0	0	0	1	10	11	1	15	16
Minister for Environment Protection, Heritage and the Arts	0	1	1	0	0	0	0	0	0	0	0	0	0	0	0	0	1	1
Murray-Darling Basin Authority	0	1	1	0	1	1	0	0	0	0	0	0	0	0	0	0	0	0
National Environment Protection Council Service Corporation	0	1	1	0	1	1	0	0	0	0	0	0	0	0	0	0	0	0
National Film and Sound Archive	0	1	1	0	1	1	0	0	0	0	0	0	0	0	0	0	0	0
National Gallery of Australia	0	1	1	0	0	0	0	1	1	0	0	0	0	0	0	0	0	0
Screen Australia	2	3	5	0	2	2	0	1	1	0	0	0	0	0	0	2	0	2
Sydney Harbour Federation Trust	0	1	1	0	1	1	0	0	0	0	0	0	0	0	0	0	0	0
Families, Housing, Community Services and Indigenous Affairs																		
Department of Families, Housing, Community Services and Indigenous Affairs	2	32	34	1	8	9	0	8	8	0	3	3	1	10	11	0	3	3
Equal Opportunity for Women in the Workplace Agency	0	1	1	0	0	0	0	0	0	0	1	1	0	0	0	0	0	0

Appendix C: Response Time — [P = Personal, O = Other, T = Total]

AGENCY	Requests Determined			0-30 Days			31-60 Days With Consultation			31-60 Days Without Consultation			61-90 Days			Over 90 Days		
	P	O	T	P	O	T	P	O	T	P	O	T	P	O	T	P	O	T
Indigenous Business Australia	2	4	6	1	3	4	0	1	1	1	0	1	1	0	1	0	0	0
Indigenous Land Corporation	0	2	2	0	2	2	0	0	0	0	0	0	0	0	0	0	0	0
Office of the Registrar of Indigenous Corporations	0	4	4	0	4	4	0	0	0	0	0	0	0	0	0	0	0	0
Social Security Appeals Tribunal	1	0	1	1	0	1	0	0	0	0	0	0	0	0	0	0	0	0
Finance and Deregulation																		
Australian Electoral Commission	3	0	3	2	0	2	0	0	0	0	0	0	1	0	1	0	0	0
ComSuper	78	0	78	78	0	78	0	0	0	0	0	0	0	0	0	0	0	0
Department of Finance and Deregulation	1	39	40	1	18	19	0	10	10	0	7	7	0	2	2	0	2	2
Future Fund Management Agency	0	3	3	0	2	2	0	1	1	0	0	0	0	0	0	0	0	0
Foreign Affairs and Trade																		
Australian Trade Commission (Austrade)	0	5	5	0	1	1	0	4	4	0	0	0	0	0	0	0	0	0
Department of Foreign Affairs and Trade	64	15	79	24	4	28	7	1	8	13	3	16	10	3	13	10	4	14
Health and Ageing																		
Australian Institute of Health and Welfare	2	0	2	1	0	1	0	0	0	1	0	1	0	0	0	0	0	0

Appendix C: Response Time — [P = Personal, O = Other, T = Total]

AGENCY	Requests Determined			0-30 Days			31-60 Days With Consultation			31-60 Days Without Consultation			61-90 Days			Over 90 Days		
	P	O	T	P	O	T	P	O	T	P	O	T	P	O	T	P	O	T
Australian Radiation Protection and Nuclear Safety Agency	0	6	6	0	6	6	0	0	0	0	0	0	0	0	0	0	0	0
Australian Sports Commission	0	1	1	0	1	1	0	0	0	0	0	0	0	0	0	0	0	0
Cancer Australia	0	1	1	0	0	0	0	1	1	0	0	0	0	0	0	0	0	0
Department of Health and Ageing	2	171	173	1	60	61	1	40	41	0	24	24	0	35	0	12	12	12
Food Standards Australia New Zealand	0	2	2	0	0	0	0	0	0	0	1	1	0	1	0	0	0	0
Minister for Sport	0	2	2	0	1	1	0	1	1	0	0	0	0	0	0	0	0	0
National Health and Medical Research Council	0	5	5	0	2	2	0	3	3	0	0	0	0	0	0	0	0	0
Human Services																		
Centrelink	4467	17	4484	4170	8	4178	24	3	27	244	4	248	24	1	25	5	1	6
Department of Human Services	341	11	352	189	8	197	5	1	6	85	2	87	32	0	32	30	0	30
Medicare Australia	5	0	5	1	0	1	4	0	4	0	0	0	0	0	0	0	0	0
Immigration and Citizenship																		
Department of Immigration and Citizenship	6177	443	6620	4505	169	4674	0	0	0	980	169	1149	470	73	543	222	32	254
Migration Review Tribunal	144	0	144	140	0	140	4	0	4	0	0	0	0	0	0	0	0	0
Refugee Review Tribunal	247	2	249	246	2	248	1	0	1	0	0	0	0	0	0	0	0	0

Appendix C: Response Time — [P = Personal, O = Other, T = Total]

AGENCY	Requests Determined			0-30 Days			31-60 Days With Consultation			31-60 Days Without Consultation			61-90 Days			Over 90 Days		
	P	O	T	P	O	T	P	O	T	P	O	T	P	O	T	P	O	T
Infrastructure, Transport, Regional Development and Local Government																		
Airservices Australia	15	9	24	10	5	15	4	2	6	1	2	3	0	0	0	0	0	0
Australian Maritime Safety Authority	5	22	27	5	20	25	0	0	0	0	2	2	0	0	0	0	0	0
Civil Aviation Safety Authority	11	28	39	10	28	38	1	0	1	0	0	0	0	0	0	0	0	0
Department of Infrastructure, Transport, Regional Development and Local Govt.	2	22	24	2	2	4	0	10	10	0	2	2	0	2	2	0	6	6
Infrastructure Australia	0	7	7	0	7	7	0	0	0	0	0	0	0	0	0	0	0	0
Minister for Infrastructure, Transport, Regional Development and Local Govt	0	1	1	0	1	1	0	0	0	0	0	0	0	0	0	0	0	0
Innovation, Industry, Science and Research																		
Australian Institute of Aboriginal and Torres Strait Islander Studies	0	1	1	0	1	1	0	0	0	0	0	0	0	0	0	0	0	0
Australian Nuclear Science and Technology Organisation	2	0	2	1	0	1	0	0	0	0	0	0	1	0	1	0	0	0
Australian Research Council	1	4	5	1	3	4	0	1	1	0	0	0	0	0	0	0	0	0
Commonwealth Scientific and Industrial Research Organisation (CSIRO)	15	19	34	12	14	26	3	5	8	0	0	0	0	0	0	0	0	0
Department of Innovation, Industry, Science and Research	1	26	27	1	14	15	0	11	11	0	1	1	0	0	0	0	0	0
Professional Standards Board for Patent and Trade Marks Attorneys	0	1	1	0	0	0	0	1	1	0	0	0	0	0	0	0	0	0

Appendix C: Response Time — [P = Personal, O = Other, T = Total]

AGENCY	Requests Determined			0-30 Days			31-60 Days With Consultation			31-60 Days Without Consultation			61-90 Days			Over 90 Days		
	P	O	T	P	O	T	P	O	T	P	O	T	P	O	T	P	O	T
Trade Marks Office	0	327	327	0	117	117	0	179	179	0	6	6	0	25	25	0	0	0
Prime Minister and Cabinet																		
Australian Public Service Commission	4	0	4	2	0	2	0	0	0	2	0	2	0	0	0	0	0	0
Commonwealth Ombudsman	20	0	20	19	0	19	0	0	0	0	0	0	1	0	1	0	0	0
Department of the Prime Minister and Cabinet	1	21	22	0	11	11	0	0	0	0	8	8	0	2	2	1	0	1
Merit Protection Commissioner	3	0	3	1	0	1	1	0	1	0	0	0	1	0	1	0	0	0
National Archives of Australia	0	4	4	0	1	1	0	0	0	3	3	0	0	0	0	0	0	0
Office of the Official Secretary to the Governor-General	1	1	2	1	1	2	0	0	0	0	0	0	0	0	0	0	0	0
Office of the Privacy Commissioner	17	0	17	4	0	4	13	0	13	0	0	0	0	0	0	0	0	0
Prime Minister	2	10	12	2	5	7	0	0	0	2	2	2	0	3	3	0	0	0
Resources, Energy and Tourism																		
Department of Resources, Energy and Tourism	0	9	9	0	7	7	0	2	2	0	0	0	0	0	0	0	0	0
Minister for Resources and Energy	0	1	1	0	1	1	0	0	0	0	0	0	0	0	0	0	0	0
National Offshore Petroleum Safety Authority	0	1	1	0	0	0	0	1	1	0	0	0	0	0	0	0	0	0
Tourism Australia	2	0	2	1	0	1	1	0	1	0	0	0	0	0	0	0	0	0

Appendix C: Response Time — [P = Personal, O = Other, T = Total]

AGENCY	Requests Determined			0-30 Days			31-60 Days With Consultation			31-60 Days Without Consultation			61-90 Days			Over 90 Days		
	P	O	T	P	O	T	P	O	T	P	O	T	P	O	T	P	O	T
Treasury																		
Assistant Treasurer	0	1	1	0	1	1	0	0	0	0	0	0	0	0	0	0	0	0
Australian Bureau of Statistics	2	5	7	0	1	1	0	1	1	2	3	5	0	0	0	0	0	0
Australian Competition and Consumer Commission	0	48	48	0	10	10	0	9	9	0	0	0	0	2	2	0	27	27
Australian Prudential Regulation Authority	1	9	10	1	3	4	0	4	4	0	2	2	0	0	0	0	0	0
Australian Securities and Investments Commission	12	44	56	9	30	39	0	4	4	1	3	4	1	4	5	1	3	4
Australian Taxation Office	160	572	732	115	254	369	4	1	5	28	202	230	6	56	62	7	59	66
Department of the Treasury	0	37	37	0	28	28	0	9	9	0	0	0	0	0	0	0	0	0
Reserve Bank of Australia	0	3	3	0	3	3	0	0	0	0	0	0	0	0	0	0	0	0
Superannuation Complaints Tribunal	4	0	4	0	0	0	1	0	1	0	0	0	3	0	3	0	0	0
Tax Practitioners Board	1	0	1	1	0	1	0	0	0	0	0	0	0	0	0	0	0	0
Treasurer	1	3	4	1	3	4	0	0	0	0	0	0	0	0	0	0	0	0
Veterans' Affairs																		
Australian War Memorial	0	1	1	0	0	0	0	1	1	0	0	0	0	0	0	0	0	0

Appendix C: Response Time — [P = Personal, O = Other, T = Total]

AGENCY	Requests Determined			0-30 Days			31-60 Days With Consultation			31-60 Days Without Consultation			61-90 Days			Over 90 Days		
	P	O	T	P	O	T	P	O	T	P	O	T	P	O	T	P	O	T
Department of Veterans' Affairs	4601	8	4609	4355	7	4362	7	1	8	180	0	180	45	0	45	14	0	14
Veterans' Review Board	2	0	2	2	0	2	0	0	0	0	0	0	0	0	0	0	0	0
TOTAL	17141	2442	19583	14379	1078	15457	241	449	690	1575	484	2059	625	248	873	321	183	504

Appendix D: Fees and Charges Notified and Collected — [P = Personal, O = Other, T = Total]

AGENCY	Requests Received			Requests Where Charges Notified			Total Charges Notified (\$)			Total Charges Collected (\$)			Fees Collected Initial Processing (\$)			Internal Review (\$)			Total Fees Collected (\$)			
	P	O	T	P	O	T	P	O	T	P	O	T	P	O	T	P	O	T	P	O	T	
Agriculture, Fisheries and Forestry																						
Australian Fisheries Management Authority	1	0	1	1	0	1	232	0	232	0	232	30	0	30	0	0	0	0	30	0	30	
Australian Pesticides and Veterinary Medicines Authority	0	19	19	0	12	12	0	6726	6726	0	5490	0	510	510	0	80	80	0	0	0	590	
Department of Agriculture, Fisheries and Forestry	3	18	21	0	11	11	0	6145	6145	0	2050	60	420	480	40	40	80	100	460	560		
Minister for Agriculture, Fisheries and Forestry	0	2	2	0	0	0	0	0	0	0	0	0	0	0	0	0	0	0	0	0	0	
Wheat Exports Australia	0	1	1	0	1	1	0	105	105	0	0	0	0	0	0	30	30	0	30	0	30	
Attorney-General's																						
Administrative Appeals Tribunal	1	3	4	0	0	0	0	0	0	0	0	30	30	60	0	0	0	30	30	60		
Attorney-General's Department	26	41	67	30	124	154	0	1400	1400	192	192	30	630	660	0	80	80	30	710	740		
Australian Commission for Law Enforcement Integrity	2	0	2	0	0	0	0	0	0	0	0	30	0	30	0	0	0	30	0	30		
Australian Crime Commission	0	11	11	0	0	0	0	0	0	0	0	0	210	210	0	0	0	0	210	210		
Australian Customs and Border Protection Service	18	30	48	11	17	28	1839	11515	13354	1511	2299	300	810	1110	40	40	0	340	810	1150		
Australian Federal Police	219	31	250	107	19	126	19425	1839	21264	10323	693	5523	630	6153	200	0	0	5723	630	6353		
Australian Human Rights Commission	8	1	9	0	1	1	0	149	149	0	149	120	60	180	0	0	0	120	60	180		

Appendix D: Fees and Charges Notified and Collected — [P = Personal, O = Other, T = Total]

AGENCY	Requests Received			Requests Where Charges Notified			Total Charges Notified (\$)			Total Charges Collected (\$)			Fees Collected Initial Processing (\$)			Internal Review (\$)			Total Fees Collected (\$)		
	P	O	T	P	O	T	P	O	T	P	O	T	P	O	T	P	O	T	P	O	T
Australian Transaction Reports and Analysis Centre (AUSTRAC)	47	12	59	1	8	9	70	5881	5951	70	5478	5548	1230	510	1740	80	0	80	1310	510	1820
CrimTrac	3	3	6	3	1	4	50	250	300	171	0	171	60	60	120	0	0	0	60	60	120
Director of Public Prosecutions	9	5	14	0	0	0	0	0	0	0	0	0	60	120	180	160	80	240	220	200	420
Federal Court of Australia	0	3	3	0	0	0	0	0	0	0	0	0	0	60	60	0	0	0	0	60	60
Insolvency and Trustee Service Australia	5	4	9	2	1	3	300	75	375	169	0	169	120	60	180	0	0	0	120	60	180
National Capital Authority	0	5	5	0	2	2	0	920	920	0	0	0	0	150	150	0	80	80	0	230	230
Broadband, Communications and the Digital Economy																					
Australian Broadcasting Corporation	4	9	13	0	0	0	0	0	0	0	0	0	120	270	390	0	0	0	120	270	390
Australian Communications and Media Authority	4	16	20	4	13	17	396	11238	11634	133	2836	2969	90	450	540	80	0	80	170	450	620
Australian Postal Corporation	14	19	33	0	0	0	0	0	0	0	0	0	360	300	660	0	0	0	360	300	660
Department of Broadband, Communications and the Digital Economy	0	30	30	0	13	13	0	58041	58041	0	2374	2374	0	780	780	0	120	120	0	900	900
Minister for Broadband, Communications and the Digital Economy	0	7	7	0	3	3	0	1511	1511	0	650	650	0	90	90	0	0	0	0	90	90
Special Broadcasting Service Corporation	0	1	1	0	0	0	0	0	0	0	0	0	0	30	30	0	0	0	0	30	30

Appendix D: Fees and Charges Notified and Collected — [P = Personal, O = Other, T = Total]

AGENCY	Requests Received			Requests Where Charges Notified			Total Charges Notified (\$)			Total Charges Collected (\$)			Fees Collected Initial Processing (\$)			Internal Review (\$)			Total Fees Collected (\$)		
	P	O	T	P	O	T	P	O	T	P	O	T	P	O	T	P	O	T	P	O	T
Climate Change and Energy Efficiency																					
Department of Climate Change	0	12	12	0	10	10	0	261329	261329	0	2350	2350	0	390	390	0	40	40	0	430	430
Department of Climate Change and Energy Efficiency	0	26	26	0	20	20	0	9287	9287	0	2345	2345	0	390	390	0	80	80	0	470	470
Defence																					
Defence Force Retirement and Death Benefits Authority	33	0	33	0	0	0	0	0	0	0	0	0	0	0	0	0	0	0	0	0	0
Defence Housing Australia	3	0	3	1	0	1	162	0	162	40	40	40	30	0	30	0	0	0	30	0	30
Department of Defence	112	95	207	13	83	96	4964	104415	109379	827	17701	18528	570	2280	2850	40	360	400	610	2640	3250
Military Superannuation and Benefits Board of Trustees No. 1	88	1	89	0	0	0	0	0	0	0	0	0	0	30	30	0	0	0	0	30	30
Education, Employment and Workplace Relations																					
Australian Curriculum, Assessment and Reporting Authority	0	4	4	0	2	2	0	60	60	0	0	0	0	60	60	0	0	0	0	60	60
Australian National University	6	7	13	3	0	3	1933	0	1933	150	0	150	90	0	90	0	0	0	90	0	90
Comcare	17	2	19	7	2	9	4266	312	4578	317	276	593	330	60	390	0	0	0	330	60	390
Department of Education, Employment and Workplace Relations	223	67	290	156	44	200	20047	43647	63694	13986	7808	21794	1890	1440	3330	40	80	120	1930	1520	3450

Appendix D: Fees and Charges Notified and Collected — [P = Personal, O = Other, T = Total]

AGENCY	Requests Received			Requests Where Charges Notified			Total Charges Notified (\$)			Total Charges Collected (\$)			Fees Collected Initial Processing (\$)			Internal Review (\$)			Total Fees Collected (\$)				
	P	O	T	P	O	T	P	O	T	P	O	T	P	O	T	P	O	T	P	O	T		
Fair Work Ombudsman	0	18	18	0	0	0	0	0	0	0	0	0	0	600	600	0	0	0	0	0	0	600	600
Minister for Education	0	1	1	0	0	0	0	0	0	0	0	0	0	0	0	0	0	0	0	0	0	0	0
Minister for Employment and Workplace Relations	0	3	3	0	0	0	0	0	0	0	0	0	0	0	0	0	0	0	0	0	0	0	0
Minister for Employment Participation	1	0	1	0	0	0	0	0	0	0	0	0	0	0	0	0	0	0	0	0	0	0	0
Office of the Australian Building and Construction Commissioner	0	3	3	0	0	0	0	0	0	0	0	0	0	90	90	0	0	0	0	0	0	90	90
Remuneration Tribunal	0	0	0	0	1	1	0	200	200	0	0	0	0	0	0	0	0	0	0	0	0	0	0
Workplace Authority	0	2	2	0	0	0	0	0	0	0	0	0	0	60	60	0	0	0	0	0	0	60	60
Environment, Water, Heritage and the Arts																							
Australia Council for the Arts	0	3	3	0	1	1	0	170	170	0	170	170	0	30	30	0	0	0	0	0	0	30	30
Bureau of Meteorology	4	0	4	0	0	0	0	0	0	0	0	0	60	0	60	0	0	0	0	0	60	0	60
Department of the Environment, Water, Heritage and the Arts	2	74	76	0	35	35	0	61371	61371	0	22450	22450	60	1740	1800	0	200	200	60	1940	2000	1940	2000
Minister for the Environment, Heritage and the Arts	0	1	1	0	0	0	0	0	0	0	0	0	0	30	30	0	0	0	0	0	30	30	30
Murray-Darling Basin Authority	1	1	2	0	0	0	0	0	0	0	0	0	0	60	60	0	0	0	0	0	60	60	60
National Environment Protection Council Service Corporation	0	1	1	0	0	0	0	0	0	0	0	0	0	0	0	0	0	0	0	0	0	0	0

Appendix D: Fees and Charges Notified and Collected — [P = Personal, O = Other, T = Total]

AGENCY	Requests Received			Requests Where Charges Notified			Total Charges Notified (\$)			Total Charges Collected (\$)			Fees Collected Initial Processing (\$)			Internal Review (\$)			Total Fees Collected (\$)			
	P	O	T	P	O	T	P	O	T	P	O	T	P	O	T	P	O	T	P	O	T	
National Film and Sound Archive	0	1	1	0	0	0	0	192	192	0	0	0	0	30	30	0	0	0	0	0	30	30
National Gallery of Australia	0	1	1	0	0	0	0	0	0	0	0	0	0	30	30	0	0	0	0	0	30	30
Screen Australia	2	6	8	2	4	6	201	2023	2224	50	556	606	60	150	210	0	0	0	0	60	150	210
Sydney Harbour Federation Trust	0	1	1	0	0	0	0	0	0	0	0	0	0	35	35	0	0	0	0	0	35	35
Families, Housing, Community Services and Indigenous Affairs																						
Department of Families, Housing, Community Services and Indigenous Affairs	1	39	40	0	25	25	0	14206	14206	0	5959	5959	0	870	870	0	0	0	0	0	870	870
Indigenous Business Australia	1	4	5	1	3	4	521	4341	4862	0	563	563	30	60	90	0	0	0	0	30	60	90
Indigenous Land Corporation	0	2	2	0	0	0	0	0	0	0	0	0	0	90	90	0	0	0	0	0	90	90
Office of the Registrar of Indigenous Corporations	0	9	9	0	2999	2999	0	14814	14814	0	218	218	0	210	210	0	0	0	0	0	210	210
Social Security Appeals Tribunal	1	0	1	0	0	0	0	0	0	0	0	0	0	0	0	0	0	0	0	0	0	0
Finance and Deregulation																						
Australian Electoral Commission	3	2	5	0	2	2	0	1049	1049	0	144	144	0	60	60	0	0	0	0	0	60	60
ComSuper	78	0	78	0	0	0	0	0	0	0	0	0	0	0	0	0	0	0	0	0	0	0
Department of Finance and Deregulation	1	53	54	0	28	28	0	23894	23894	0	12921	12921	0	990	990	0	40	40	0	0	1030	1030

Appendix D: Fees and Charges Notified and Collected — [P = Personal, O = Other, T = Total]

AGENCY	Requests Received			Requests Where Charges Notified			Total Charges Notified (\$)			Total Charges Collected (\$)			Fees Collected Initial Processing (\$)			Internal Review (\$)			Total Fees Collected (\$)					
	P	O	T	P	O	T	P	O	T	P	O	T	P	O	T	P	O	T	P	O	T			
Future Fund Management Agency	0	3	3	0	0	0	0	0	0	0	0	0	0	0	0	0	0	0	0	0	0	90	90	
Minister for Finance and Deregulation	0	2	2	0	0	0	0	0	0	0	0	0	0	0	0	0	0	0	0	0	0	0	0	0
Foreign Affairs and Trade																								
Australian Trade Commission (Austrade)	1	6	7	0	2	2	0	187	187	0	23	23	0	150	150	0	0	0	0	0	0	0	150	150
Department of Foreign Affairs and Trade	78	37	115	4	20	24	8256	485914	494170	213	1405	1618	1980	840	2820	120	0	120	0	2100	840	2940	2940	
Health and Ageing																								
Australian Institute of Health and Welfare	2	0	2	0	0	0	0	0	0	0	0	0	30	0	30	0	0	0	0	30	0	0	30	30
Australian Radiation Protection and Nuclear Safety Agency	0	6	6	0	0	0	0	0	0	0	0	0	0	60	60	0	0	0	0	0	0	60	60	
Australian Sports Commission	0	2	2	0	0	0	0	0	0	0	0	0	0	30	30	0	0	0	0	0	0	30	30	
Cancer Australia	0	1	1	0	0	0	0	0	0	0	0	0	0	30	30	0	0	0	0	0	0	30	30	
Department of Health and Ageing	1	219	220	1	134	135	93	1460534	1460627	93	82359	82452	0	5820	5820	0	800	800	0	0	0	6620	6620	
Food Standards Australia New Zealand	0	4	4	0	0	0	0	0	0	0	0	0	0	120	120	0	0	0	0	0	0	120	120	
Minister for Sport	0	2	2	0	0	0	0	0	0	0	0	0	0	60	60	0	0	0	0	0	0	60	60	
National Health and Medical Research Council	0	7	7	0	0	0	0	0	0	0	0	0	0	180	180	0	0	0	0	0	0	180	180	

Appendix D: Fees and Charges Notified and Collected — [P = Personal, O = Other, T = Total]

AGENCY	Requests Received			Requests Where Charges Notified			Total Charges Notified (\$)			Total Charges Collected (\$)			Fees Collected Initial Processing (\$)			Internal Review (\$)			Total Fees Collected (\$)			
	P	O	T	P	O	T	P	O	T	P	O	T	P	O	T	P	O	T	P	O	T	
Human Services																						
Centrelink	4507	16	4523	2	5	7	4265	2600	6865	0	825	825	460	135	595	40	0	40	500	135	635	
Department of Human Services	489	11	500	2	2	4	0	0	0	0	0	0	3030	30	3060	160	0	160	3190	30	3220	
Medicare Australia	7	0	7	1	0	1	310	0	310	83	0	83	217	0	217	0	0	0	217	0	217	
Immigration and Citizenship																						
Department of Immigration and Citizenship	6641	280	6921	0	0	0	0	0	0	0	0	0	109210	6690	115900	2320	280	2600	111530	6970	118500	
Migration Review Tribunal	342	0	342	0	0	0	0	0	0	0	0	0	0	0	0	0	0	0	0	0	0	0
Refugee Review Tribunal	331	3	334	0	0	0	0	0	0	0	0	0	0	30	30	30	0	0	0	30	30	30
Infrastructure, Transport, Regional Development and Local Government																						
Airservices Australia	15	9	24	0	2	2	0	8997	8997	0	1735	1735	30	150	180	40	0	40	70	150	220	
Australian Maritime Safety Authority	5	21	26	0	10	10	0	5329	5329	0	1594	1594	90	660	750	0	0	0	90	660	750	
Civil Aviation Safety Authority	13	29	42	1	1	2	325	3311	3636	325	3311	3636	150	870	1020	0	40	40	150	910	1060	
Department of Infrastructure, Transport, Regional Development and Local Government	3	34	37	1	34	35	14	196392	196406	14	6265	6279	60	1020	1080	0	80	80	60	1100	1160	

Appendix D: Fees and Charges Notified and Collected — [P = Personal, O = Other, T = Total]

AGENCY	Requests Received			Requests Where Charges Notified			Total Charges Notified (\$)			Total Charges Collected (\$)			Fees Collected Initial Processing (\$)			Internal Review (\$)			Total Fees Collected (\$)		
	P	O	T	P	O	T	P	O	T	P	O	T	P	O	T	P	O	T	P	O	T
Infrastructure Australia	0	7	7	0	0	0	0	0	0	0	0	0	0	210	210	0	30	30	0	240	240
Minister for Infrastructure, Transport, Regional Development and Local Government	0	2	2	0	0	0	0	0	0	0	0	0	0	30	30	0	0	0	0	30	30
Innovation, Industry, Science and Research																					
Australian Institute of Aboriginal and Torres Strait Islander Studies	0	1	1	0	0	0	0	0	0	0	0	0	0	30	30	0	0	0	0	30	30
Australian Nuclear Science and Technology Organisation	10	9	19	0	2	2	0	2368	2368	0	0	0	0	120	120	0	0	0	0	120	120
Australian Research Council	1	6	7	0	3	3	0	395	395	0	395	395	0	210	210	0	0	0	0	210	210
Commonwealth Scientific and Industrial Research Organisation (CSIRO)	15	19	34	0	3	3	0	922	922	0	0	0	210	210	420	0	0	0	210	210	420
Department of Innovation, Industry, Science and Research	1	38	39	0	18	18	0	32419	32419	0	5501	5501	0	750	750	0	160	160	0	910	910
Minister for Innovation, Industry, Science and Research	0	1	1	0	0	0	0	0	0	0	0	0	0	0	0	0	0	0	0	0	0
Minister for Small Business, Independent Contractors & the Service Economy	0	1	1	0	0	0	0	0	0	0	0	0	0	0	0	0	0	0	0	0	0
Parliamentary Secretary for Innovation and Industry	0	1	1	0	0	0	0	0	0	0	0	0	0	0	0	0	0	0	0	0	0
Professional Standards Board for Patent and Trade Marks Attorneys	0	3	3	0	3	3	0	166	166	0	0	0	0	90	90	0	0	0	0	90	90

Appendix D: Fees and Charges Notified and Collected — [P = Personal, O = Other, T = Total]

AGENCY	Requests Received			Requests Where Charges Notified			Total Charges Collected (\$)			Fees Collected Initial Processing (\$)			Internal Review (\$)			Total Fees Collected (\$)						
	P	O	T	P	O	T	P	O	T	P	O	T	P	O	T	P	O	T				
Trade Marks Office	0	322	322	0	299	299	0	20004	20004	0	17947	17947	0	9780	9780	0	40	40	0	9820	9820	
Prime Minister and Cabinet																						
Australian Public Service Commission	2	0	2	0	0	0	0	0	0	0	0	0	60	0	60	0	0	0	0	60	0	60
Commonwealth Ombudsman	20	0	20	0	0	0	0	0	0	0	0	0	450	0	450	0	0	0	0	450	0	450
Department of the Prime Minister and Cabinet	5	66	71	0	13	13	0	7392	7392	0	1690	1690	0	1740	1740	0	0	0	0	0	1740	1740
Merit Protection Commissioner	3	0	3	0	0	0	0	0	0	0	0	0	60	0	60	0	0	0	0	60	0	60
National Archives of Australia	0	3	3	0	0	0	0	355	355	0	0	0	0	30	30	0	0	0	0	0	30	30
Office of the Official Secretary to the Governor-General	1	1	2	0	0	0	0	0	0	0	0	0	0	30	30	0	0	0	0	0	30	30
Office of the Privacy Commissioner	13	0	13	0	0	0	0	0	0	0	0	0	150	0	150	0	0	0	0	150	0	150
Prime Minister	5	15	20	0	1	1	0	136	136	0	0	0	0	390	390	0	0	0	0	0	390	390
Resources, Energy and Tourism																						
Department of Resources, Energy and Tourism	0	17	17	0	7	7	0	6600	6600	0	477	477	0	510	510	0	0	0	0	0	510	510
Minister for Resources and Energy	0	1	1	0	0	0	0	0	0	0	0	0	0	30	30	0	0	0	0	0	30	30
National Offshore Petroleum Safety Authority	0	7	7	0	4	4	0	16096	16096	0	826	826	0	210	210	0	0	0	0	0	210	210

Appendix D: Fees and Charges Notified and Collected — [P = Personal, O = Other, T = Total]

AGENCY	Requests Received			Requests Where Charges Notified			Total Charges Notified (\$)			Total Charges Collected (\$)			Fees Collected Initial Processing (\$)			Internal Review (\$)			Total Fees Collected (\$)		
	P	O	T	P	O	T	P	O	T	P	O	T	P	O	T	P	O	T	P	O	T
Tourism Australia	2	0	2	0	0	0	0	0	0	0	0	0	0	0	0	0	0	0	0	0	0
Treasury																					
Assistant Treasurer	0	1	1	0	0	0	0	0	0	0	0	0	0	30	30	0	0	0	0	30	30
Australian Bureau of Statistics	1	5	6	0	0	0	0	0	0	0	0	0	0	180	180	0	0	0	0	180	180
Australian Competition and Consumer Commission	0	35	35	0	46	46	0	134111	134111	0	13827	13827	0	990	990	0	320	320	0	1310	1310
Australian Prudential Regulation Authority	1	11	12	0	5	5	0	405	405	0	230	230	30	330	360	0	0	0	30	330	360
Australian Securities and Investments Commission	16	79	95	9	34	43	614	8648	9262	343	4670	5013	450	2310	2760	0	560	560	450	2870	3320
Australian Taxation Office	164	631	795	25	148	173	1904	23034	24938	2094	15231	17325	2530	14512	17042	80	440	520	2610	14952	17562
Department of the Treasury	0	53	53	0	22	22	0	23936	23936	0	11138	11138	0	1380	1380	0	120	120	0	1500	1500
Minister for Competition Policy and Consumer Affairs	0	1	1	0	0	0	0	0	0	0	0	0	0	30	30	0	0	0	0	30	30
Reserve Bank of Australia	0	4	4	0	2	2	0	10565	10565	0	0	0	0	120	120	0	40	40	0	160	160
Superannuation Complaints Tribunal	5	0	5	4	0	4	365	0	365	129	0	129	60	0	60	40	0	40	100	0	100
Tax Practitioners Board	1	0	1	0	0	0	0	0	0	0	0	0	0	0	0	0	0	0	0	0	0
Treasurer	1	8	9	1	1	2	183	652	835	183	652	835	30	180	210	0	0	0	30	180	210

Appendix D: Fees and Charges Notified and Collected — [P = Personal, O = Other, T = Total]

AGENCY	Requests Received			Requests Where Charges Notified			Total Charges Notified (\$)			Total Charges Collected (\$)			Fees Collected Initial Processing (\$)			Internal Review (\$)			Total Fees Collected (\$)			
	P	O	T	P	O	T	P	O	T	P	O	T	P	O	T	P	O	T	P	O	T	
Veterans' Affairs																						
Australian War Memorial	0	1	1	0	0	0	0	0	0	0	0	0	0	30	30	0	0	0	0	0	0	30
Department of Veterans' Affairs	5178	13	5191	97	0	97	8424	0	8424	0	7949	0	7949	240	5610	220	120	340	5590	360	5950	
Veterans' Review Board	2	0	2	0	0	0	0	0	0	0	0	0	0	0	0	0	0	0	0	0	0	
TOTAL	18823	2764	21587	490	4306	4796	79159	3098573	3177732	39405	265773	305178	135940	67632	203572	3700	4340	8040	139640	71972	211612	

Appendix E: Internal Review - Applications and Results — [P = Personal, O = Other, T = Total]

AGENCY	Applications			% of Total Applications			Decisions Affirmed			Access Granted in Full			Partial Access Granted			Access Granted after Deferment			Access Granted in Another Form			Charges Reduced			Withdrawn Without Concession						
	P	O	T	P	O	T	P	O	T	P	O	T	P	O	T	P	O	T	P	O	T	P	O	T	P	O	T				
Agriculture, Fisheries and Forestry																															
Australian Pesticides and Veterinary Medicines Authority	0	2	2	0.51	0	1	1	0	0	0	0	0	0	0	1	1	0	0	0	0	0	0	0	0	0	0	0	0	0	1	1
Department of Agriculture, Fisheries and Forestry	1	2	3	0.77	0	3	3	0	0	0	0	0	0	0	0	0	0	0	0	0	0	0	0	0	0	0	1	1	0	0	0
Attorney-General's																															
Attorney-General's Department	2	3	5	1.29	2	0	2	0	1	1	0	0	0	0	0	0	0	0	0	0	0	0	0	0	0	0	0	0	0	0	0
Australian Customs and Border Protection Service	2	0	2	0.51	0	0	0	0	0	0	0	0	0	0	0	0	0	0	0	0	0	0	0	0	0	0	0	0	1	0	1
Australian Federal Police	8	0	8	2.06	5	0	5	0	0	0	0	0	0	2	0	2	0	0	0	0	0	0	0	0	0	0	0	0	0	0	0
Australian Human Rights Commission	1	0	1	0.26	0	0	0	0	0	0	0	0	0	0	0	0	0	0	0	0	0	0	0	0	0	0	0	0	0	0	0
Australian Transaction Reports and Analysis Centre (AUSTRAC)	2	1	3	0.77	0	1	1	0	0	0	0	0	0	2	1	3	0	0	0	0	0	0	0	0	0	0	0	0	0	0	0
CrimTrac	1	0	1	0.26	1	0	1	0	0	0	0	0	0	0	0	0	0	0	0	0	0	0	0	0	0	0	0	0	0	0	0
Director of Public Prosecutions	2	4	6	1.54	1	4	5	0	0	0	0	0	0	0	1	1	0	0	0	0	0	0	0	0	0	0	0	0	0	0	0
Federal Court of Australia	0	4	4	1.03	0	1	1	0	0	0	0	0	0	0	2	2	0	0	0	0	0	0	0	0	0	0	1	1	0	0	0
Insolvency and Trustee Service Australia	1	1	2	0.51	0	1	1	0	0	0	0	0	0	1	0	1	0	0	0	0	0	0	0	0	0	0	0	0	0	0	0
National Capital Authority	0	2	2	0.51	0	1	1	0	0	0	0	0	0	0	0	0	0	0	0	0	0	0	0	0	0	0	2	2	0	1	1

Appendix E: Internal Review - Applications and Results — [P = Personal, O = Other, T = Total]

AGENCY	Applications			% of Total Applications			Decisions Affirmed			Access Granted in Full			Partial Access Granted			Access Granted after Deferment			Access Granted in Another Form			Charges Reduced			Withdrawn Without Concession						
	P	O	T	P	O	T	P	O	T	P	O	T	P	O	T	P	O	T	P	O	T	P	O	T	P	O	T				
Broadband, Communications and the Digital Economy																															
Australian Communications and Media Authority	2	0	2	0.51	2	0	2	0	0	0	0	0	0	0	0	0	0	0	0	0	0	0	0	0	0	0	0	0	0	0	0
Australian Postal Corporation	1	3	4	1.03	0	2	2	0	0	0	1	0	1	0	0	0	0	0	0	0	0	0	0	0	0	0	0	0	0	0	0
Department of Broadband, Communications and the Digital Economy	0	4	4	1.03	0	1	1	0	1	1	0	1	1	0	1	1	0	0	0	0	0	0	0	1	1	0	0	0	0	0	0
Climate Change and Energy Efficiency																															
Department of Climate Change	0	2	2	0.51	0	2	2	0	0	0	0	0	0	0	0	0	0	0	0	0	0	0	0	0	0	0	0	0	0	0	0
Department of Climate Change and Energy Efficiency	0	3	3	0.77	0	1	1	0	0	0	0	0	0	0	0	0	0	0	0	0	0	0	0	0	0	0	0	0	3	3	3
Defence																															
Department of Defence	5	10	15	3.86	2	5	7	0	1	1	3	1	4	0	0	0	1	2	3	0	0	0	0	0	0	0	0	0	0	0	0
Education, Employment and Workplace Relations																															
Department of Education, Employment and Workplace Relations	5	3	8	2.06	1	0	1	2	0	2	1	2	3	0	0	0	0	0	0	0	0	0	0	0	0	1	0	1	0	0	0
Office of the Australian Building and Construction Commissioner	0	1	1	0.26	0	1	1	0	0	0	0	0	0	0	0	0	0	0	0	0	0	0	0	0	0	0	0	0	0	0	0

Appendix E: Internal Review - Applications and Results — [P = Personal, O = Other, T = Total]

AGENCY	Applications			% of Total Applications			Decisions Affirmed			Access Granted in Full			Partial Access Granted			Access Granted after Deferment			Access Granted in Another Form			Charges Reduced			Withdrawn Without Concession					
	P	O	T	P	O	T	P	O	T	P	O	T	P	O	T	P	O	T	P	O	T	P	O	T	P	O	T			
Environment, Water, Heritage and the Arts																														
Department of the Environment, Water, Heritage and the Arts	0	4	4	1.03			0	1	1	0	0	0	0	0	0	0	0	0	0	0	0	0	0	0	0	2	2	0	0	0
Families, Housing, Community Services and Indigenous Affairs																														
Department of Families, Housing, Community Services and Indigenous Affairs	1	3	4	1.03			1	0	0	0	0	0	0	0	0	0	0	0	0	0	0	0	0	0	0	2	2	0	0	0
Indigenous Business Australia	0	1	1	0.26			0	0	0	0	0	0	0	1	1	0	0	0	0	0	0	0	0	0	0	1	1	0	0	0
Indigenous Land Corporation	0	1	1	0.26			0	1	1	0	1	1	0	0	0	0	0	0	0	0	0	0	0	0	0	0	0	0	0	0
Finance and Deregulation																														
Australian Electoral Commission	0	1	1	0.26			0	1	1	0	1	1	0	1	1	0	1	1	0	0	0	0	0	0	0	0	0	0	0	0
Department of Finance and Deregulation	2	2	4	1.03			1	0	1	0	0	0	0	0	0	0	0	0	0	0	0	0	0	0	0	2	2	0	0	0
Foreign Affairs and Trade																														
Department of Foreign Affairs and Trade	6	0	6	1.54			3	0	3	0	0	0	3	0	3	0	0	0	0	0	0	0	0	0	0	0	0	0	0	0
Health and Ageing																														
Australian Institute of Health and Welfare	1	0	1	0.26			1	0	1	0	0	0	0	0	0	0	0	0	0	0	0	0	0	0	0	0	0	0	0	0

Appendix E: Internal Review - Applications and Results — [P = Personal, O = Other, T = Total]

AGENCY	Applications			% of Total Applications			Decisions Affirmed			Access Granted in Full			Partial Access Granted			Access Granted after Deferment			Access Granted in Another Form			Charges Reduced			Withdrawn Without Concession		
	P	O	T	P	O	T	P	O	T	P	O	T	P	O	T	P	O	T	P	O	T	P	O	T	P	O	T
Department of Health and Ageing	1	24	25	6.43	0	18	18	0	0	0	0	0	7	7	0	0	0	0	0	0	0	0	3	3	0	0	0
National Health and Medical Research Council	0	1	1	0.26	0	0	0	0	0	0	0	0	0	0	0	0	0	0	0	0	0	0	1	1	0	0	0
Human Services																											
Centrelink	94	0	94	24.16	27	0	27	23	0	23	0	38	0	38	0	0	0	0	2	0	2	0	0	0	0	0	0
Department of Human Services	22	1	23	5.91	3	2	5	7	0	7	0	7	0	7	0	0	0	0	0	0	0	0	0	0	0	0	0
Medicare Australia	2	0	2	0.51	0	0	0	0	0	0	0	2	0	2	0	0	0	0	0	0	0	0	0	0	0	0	0
Immigration and Citizenship																											
Department of Immigration and Citizenship	44	8	52	13.37	12	1	13	7	3	10	24	6	30	0	0	0	0	0	0	0	0	0	0	0	2	0	2
Migration Review Tribunal	1	0	1	0.26	0	0	0	1	0	1	0	0	0	0	0	0	0	0	0	0	0	0	0	0	0	0	0
Infrastructure, Transport, Regional Development and Local Government																											
Airservices Australia	1	0	1	0.26	1	0	1	0	0	0	0	0	0	0	0	0	0	0	0	0	0	0	0	0	0	0	0
Civil Aviation Safety Authority	0	2	2	0.51	0	2	2	0	0	0	0	0	0	0	0	0	0	0	0	0	0	0	0	0	0	0	0
Department of Infrastructure, Transport, Regional Development and Local Government	0	2	2	0.51	0	2	2	0	0	0	0	0	0	0	0	0	0	0	0	0	0	0	0	0	0	0	0

Appendix E: Internal Review - Applications and Results — [P = Personal, O = Other, T = Total]

AGENCY	Applications			% of Total			Decisions Affirmed			Access Granted in Full			Partial Access Granted			Access Granted after Deferment			Access Granted in Another Form			Charges Reduced			Withdrawn Without Concession		
	P	O	T	P	O	T	P	O	T	P	O	T	P	O	T	P	O	T	P	O	T	P	O	T	P	O	T
Infrastructure Australia	0	1	1	0.26			0	1	1	0	0	0	0	0	0	0	0	0	0	0	0	0	0	0	0	0	0
Innovation, Industry, Science and Research																											
Australian Research Council	0	1	1	0.26			0	1	1	0	0	0	0	0	0	0	0	0	0	0	0	0	0	0	0	0	0
Department of Innovation, Industry, Science and Research	0	3	3	0.77			0	1	1	0	0	0	0	1	1	0	0	0	0	0	0	0	0	0	0	0	0
Trade Marks Office	0	12	12	3.08			0	8	8	0	0	0	0	1	1	0	0	0	0	0	0	0	0	0	0	0	0
Prime Minister and Cabinet																											
Commonwealth Ombudsman	3	0	3	0.77			0	0	0	0	0	0	2	0	2	0	0	0	0	0	0	0	0	0	0	0	0
Department of the Prime Minister and Cabinet	1	1	2	0.51			1	0	1	0	0	0	0	0	0	0	0	0	0	0	0	0	0	0	0	0	0
National Archives of Australia	0	2	2	0.51			0	3	3	0	0	0	0	0	0	0	0	0	0	0	0	0	0	0	0	0	0
Resources, Energy and Tourism																											
Department of Resources, Energy and Tourism	0	1	1	0.26			0	1	1	0	0	0	0	0	0	0	0	0	0	0	0	0	0	0	0	0	0
Treasury																											
Australian Competition and Consumer Commission	0	8	8	2.06			0	4	4	1	1	1	0	3	3	0	0	0	0	0	0	0	1	1	0	0	0
Australian Prudential Regulation Authority	0	1	1	0.26			0	1	1	0	0	0	0	0	0	0	0	0	0	0	0	0	0	0	0	0	0

Appendix E: Internal Review - Applications and Results — [P = Personal, O = Other, T = Total]

AGENCY	Applications			% of Total Applications			Decisions Affirmed			Access Granted in Full			Partial Access Granted			Access Granted after Deferment			Access Granted in Another Form			Charges Reduced			Withdrawn Without Concession		
	P	O	T	P	O	T	P	O	T	P	O	T	P	O	T	P	O	T	P	O	T	P	O	T	P	O	T
Australian Securities and Investments Commission	0	14	14	3.6	0	8	8	2	2	2	2	0	2	2	0	0	0	0	0	0	0	0	0	0	0	1	1
Australian Taxation Office	2	20	22	5.66	0	4	4	0	3	3	3	4	9	13	0	0	0	0	0	0	0	0	0	0	0	1	1
Department of the Treasury	0	3	3	0.77	0	1	1	0	1	1	1	0	1	1	0	0	0	0	0	0	0	0	0	0	0	0	0
Reserve Bank of Australia	0	1	1	0.26	0	0	0	0	0	0	0	0	0	0	0	0	0	0	0	0	0	0	0	0	0	0	0
Superannuation Complaints Tribunal	2	0	2	0.51	2	0	2	0	0	0	0	0	0	0	0	0	0	0	0	0	0	0	0	0	0	0	0
Veterans' Affairs																											
Australian War Memorial	0	1	1	0.26	0	1	1	0	0	0	0	0	0	0	0	0	0	0	0	0	0	0	0	0	0	0	0
Department of Veterans' Affairs	8	1	9	2.31	5	0	5	0	1	1	1	0	0	0	0	0	0	0	0	0	0	0	0	0	0	0	0
TOTAL	224	165	389	100	71	86	157	40	17	57	90	41	131	0	0	0	3	6	0	16	16	4	7	11			

Appendix F: AAT Review – Applications and Results* — [P = Personal, O = Other, T = Total]

*Note: Zero statistics recorded for 'Access after Deferment', 'Access in Another Form', 'Delay Internal Review' and 'Withdrawn Full Concession'

AGENCY	Applications			% of Total Applications	Applications Affirmed			Access in Full			Access in Part			Charges Reduced			Withdrawn No Concession			Withdrawn Part Concession			Delay Primary (\$ 56(1))			Decided No Jurisdiction				
	P	O	T		P	O	T	P	O	T	P	O	T	P	O	T	P	O	T	P	O	T	P	O	T	P	O	T		
Attorney-General's																														
Australian Federal Police	3	0	3	5.26	7	0	7	0	0	0	2	0	2	0	0	0	0	0	0	0	0	0	0	0	0	0	0	1	0	1
Australian Human Rights Commission	2	0	2	3.51	1	0	1	0	0	0	0	0	0	0	0	0	0	0	0	0	0	0	0	0	0	0	0	0	0	
Australian Transaction Reports and Analysis Centre (AUSTRAC)	3	0	3	5.26	0	0	0	0	0	0	0	0	0	0	0	0	0	0	0	0	0	1	0	1	0	0	0	0	0	
Director of Public Prosecutions	0	0	0	0	11	0	11	0	0	0	0	0	0	0	0	0	0	0	0	0	0	0	0	0	0	0	0	0	0	
Federal Court of Australia	0	1	1	1.75	0	0	0	0	0	0	0	0	0	0	0	0	0	0	0	0	0	0	0	0	0	0	0	0	0	
Broadband, Communications and the Digital Economy																														
Australian Communications and Media Authority	0	1	1	1.75	0	0	0	0	0	0	0	0	0	0	0	0	0	0	0	0	0	0	0	0	0	0	0	0	1	1
Department of Broadband, Communications and the Digital Economy	0	0	0	0	1	0	1	0	0	0	0	0	0	0	0	0	0	0	0	0	0	0	0	0	0	0	0	0	0	
Defence																														
Department of Defence	2	5	7	12.28	0	0	0	0	1	1	0	0	0	0	0	0	0	0	0	0	0	0	0	0	0	0	0	0	0	
Education, Employment and Workplace Relations																														
Department of Education, Employment and Workplace Relations	0	2	2	3.51	0	0	0	0	0	0	0	0	0	0	0	0	0	0	0	0	0	0	0	0	0	0	0	0	1	1

Appendix F: AAT Review - Applications and Results* — [P = Personal, O = Other, T = Total]

*Note: Zero statistics recorded for 'Access after Deferment', 'Access in Another Form', 'Delay Internal Review' and 'Withdrawn Full Concession'

AGENCY	Applications			% of Total Applications	Applications Affirmed			Access in Full			Access in Part			Charges Reduced			Withdrawn Concession			Withdrawn Part Concession			Delay Primary (s 56(1))			Decided No Jurisdiction		
	P	O	T		P	O	T	P	O	T	P	O	T	P	O	T	P	O	T	P	O	T	P	O	T	P	O	T
Environment, Water, Heritage and the Arts																												
Department of the Environment, Water, Heritage and the Arts	0	2	2	3.51	0	1	1	0	0	0	0	0	0	0	0	0	0	0	0	0	0	0	0	0	0	0	0	0
Families, Housing, Community Services and Indigenous Affairs																												
Social Security Appeals Tribunal	0	1	1	1.75	0	0	0	0	0	0	0	0	0	0	0	0	0	0	0	0	0	0	0	0	0	0	0	0
Foreign Affairs and Trade																												
Department of Foreign Affairs and Trade	0	0	0	0	0	0	0	0	0	0	0	0	0	0	0	0	0	0	0	0	0	0	0	0	0	0	0	0
Health and Ageing																												
Department of Health and Ageing	0	6	6	10.53	0	1	1	0	0	0	0	0	0	0	0	0	0	0	0	0	0	0	0	0	0	0	0	0
National Health and Medical Research Council	0	1	1	1.75	0	0	0	0	0	0	0	0	0	0	0	0	0	0	0	0	0	0	0	0	0	0	0	0
Human Services																												
Centrelink	16	0	16	28.07	7	0	7	0	0	0	0	0	0	0	0	0	0	0	0	0	0	0	0	0	0	0	0	1
Department of Human Services	2	1	3	5.26	0	0	0	0	0	0	0	0	0	0	0	0	0	0	0	0	0	0	0	0	0	0	0	0

Appendix F: AAT Review - Applications and Results* — [P = Personal, O = Other, T = Total]

*Note: Zero statistics recorded for 'Access after Deferment', 'Access in Another Form', 'Delay Internal Review' and 'Withdrawn Full Concession'

AGENCY	Applications			% of Total Applications			Applications Affirmed			Access in Full			Access in Part			Charges Reduced			Withdrawn Concession			Withdrawn Part Concession			Delay Primary (s 56(1))			Decided No Jurisdiction							
	P	O	T	P	O	T	P	O	T	P	O	T	P	O	T	P	O	T	P	O	T	P	O	T	P	O	T								
Infrastructure, Transport, Regional Development and Local Government																																			
Department of Infrastructure, Transport, Regional Development and Local Government	0	1	1	1.75	0	0	0	0	0	0	0	0	0	0	0	0	0	0	0	0	0	0	0	0	0	0	0	0	0	0	0	0			
Prime Minister and Cabinet																																			
Department of the Prime Minister and Cabinet	0	0	0	0	0	0	0	0	0	0	0	0	1	0	1	0	0	0	0	0	0	0	0	0	0	0	0	0	0	0	0	0	0		
Resources, Energy and Tourism																																			
Department of Resources, Energy and Tourism	0	2	2	3.51	0	1	1	0	0	0	0	0	0	0	0	0	0	0	0	0	0	0	0	0	0	0	0	0	0	0	0	0	0	0	
Treasury																																			
Australian Competition and Consumer Commission	0	1	1	1.75	0	0	0	0	1	1	0	0	0	0	0	0	0	0	0	0	0	0	0	0	0	0	0	0	0	0	0	0	0	0	
Australian Prudential Regulation Authority	0	0	0	0	0	0	0	0	0	0	0	0	0	0	0	0	0	0	0	0	0	0	0	0	0	0	0	0	0	0	0	0	0	0	0
Australian Taxation Office	1	2	3	5.26	0	1	1	0	0	0	0	0	0	1	1	0	0	0	0	0	0	0	0	0	0	0	0	0	0	0	0	0	0	0	0
Department of the Treasury	0	1	1	1.75	0	0	0	0	0	0	0	0	0	0	0	0	0	0	0	0	0	0	0	0	0	0	0	0	0	0	0	0	0	0	0

Appendix F: AAT Review - Applications and Results* — [P = Personal, O = Other, T = Total]

*Note: Zero statistics recorded for 'Access after Deferment', 'Access in Another Form', 'Delay Internal Review' and 'Withdrawn Full Concession'

AGENCY	Applications			% of Total Applications			Applications Affirmed			Access in Full			Access in Part			Charges Reduced			Withdrawn No Concession			Withdrawn Part Concession			Delay Primary (\$ 56(1))			Decided No Jurisdiction		
	P	O	T	P	O	T	P	O	T	P	O	T	P	O	T	P	O	T	P	O	T	P	O	T	P	O	T			
Veterans' Affairs																														
Department of Veterans' Affairs	1	0	1	1.75	0	0	0	0	0	0	0	0	0	0	0	0	0	0	0	0	0	0	0	0	0	0	0	0	0	
TOTAL	30	27	57	100	4	31	0	2	2	3	6	0	0	0	0	0	0	6	13	19	2	1	3	0	0	0	2	2	4	

Appendix G: AAT Review - Applications*

*Note: This information is supplied by the Administrative Appeals Tribunal

AGENCY	Number of Applications Lodged	% of Applications
Centrelink	30	27.3%
Department of Health and Ageing	9	8.2%
Department of Defence	8	7.3%
Department of Immigration and Citizenship / Minister for Immigration and Citizenship	8	7.3%
Australian Taxation Office	7	6.4%
Australian Federal Police	3	2.7%
Australian National University	3	2.7%
Child Support Agency	3	2.7%
Commonwealth Director of Public Prosecutions	3	2.7%
Commonwealth Ombudsman	3	2.7%
Department of the Prime Minister and Cabinet	3	2.7%
Australian Securities and Investments Commission	2	1.8%
Civil Aviation Safety Authority	2	1.8%
Department of Foreign Affairs and Trade	2	1.8%
Department of Human Services	2	1.8%
Department of the Environment, Water, Heritage and the Arts	2	1.8%
Department of Veterans' Affairs	2	1.8%
Attorney-General's Department	1	0.9%
Australian Competition and Consumer Commission	1	0.9%
Australian Human Rights Commission	1	0.9%
Australian Research Council	1	0.9%
Australian Reward Investment Alliance	1	0.9%
Australian Transaction Reports and Analysis Centre (AUSTRAC)	1	0.9%
Department of Climate Change and Energy Efficiency	1	0.9%
Department of Education, Employment and Workplace Relations	1	0.9%
Department of Infrastructure and Transport	1	0.9%
Department of Resources, Energy and Tourism	1	0.9%
Department of Treasury	1	0.9%
Federal Court of Australia	1	0.9%
Minister for Sport	1	0.9%
National Health and Medical Research Council	1	0.9%
Official Secretary to the Governor General	1	0.9%
Social Security Appeals Tribunal	1	0.9%
The Treasury	1	0.9%
Trade Marks Office	1	0.9%
TOTAL	110	100

Appendix H: Amendment of Personal Records - Primary Request Result

AGENCY	Section 48 Requests Received	Primary Requests Granted - Altered	Primary Requests Granted - Notated	Primary Requests Granted - Altered and Notated	Primary Requests Refused
Australian Federal Police	2	1	0	0	1
Australian Maritime Safety Authority	1	0	1	0	0
Australian National University	4	0	0	0	3
Centrelink	19	4	9	1	5
Commonwealth Ombudsman	1	0	1	0	0
Department of Defence	10	0	2	0	7
Department of Education, Employment and Workplace Relations	2	0	1	0	1
Department of Finance and Deregulation	1	0	0	0	0
Department of Foreign Affairs and Trade	1	0	0	0	1
Department of Health and Ageing	1	0	0	0	1
Department of Human Services	1	0	0	0	0
Department of Immigration and Citizenship	4583	3572	326	107	648
Trade Marks Office	2	0	0	0	2
TOTAL	4628	3577	340	108	669

Note: The number of requests determined (4,694) differs from the number of requests received (4,628). This is due to timing differences, as some requests received in one reporting year are responded to in the following year.

Appendix I: Response Time - Amendment of Personal Records - Primary Requests

AGENCY	Section 48 Requests Received	0-30 Days	31-60 Days	Over 60 Days
Australian Federal Police	2	0	0	0
Australian Maritime Safety Authority	1	1	0	0
Australian National University	4	4	0	0
Cancer Australia	0	0	1	0
Centrelink	19	16	2	1
Civil Aviation Safety Authority	0	38	1	0
Commonwealth Ombudsman	1	1	0	0
Department of Defence	10	9	0	0
Department of Education, Employment and Workplace Relations	2	2	0	0
Department of Finance and Deregulation	1	0	0	0
Department of Foreign Affairs and Trade	1	0	1	0
Department of Health and Ageing	1	1	0	0
Department of Human Services	1	0	0	0
Department of Immigration and Citizenship	4583	3424	763	540
Indigenous Land Corporation	0	2	0	0
Medicare Australia	0	0	1	0
Trade Marks Office	2	2	0	0
TOTAL	4628	3500	769	541

Note: The number of requests responded to in the reporting year often differs from the number of requests received. This is due to timing differences, as some requests received in one reporting year are responded to in the following reporting year.

Appendix J: Amendment of Personal Records - Internal Review Result

AGENCY	Section 48 Requests Received	Internal Review Requests	Granted - Alter	Granted - Notate	Granted - Alter and Notate	Total Granted	Refused
Australian Federal Police	2	0	0	0	0	0	0
Australian Institute of Aboriginal and Torres Strait Islander Studies	0	1	0	0	0	0	0
Australian Maritime Safety Authority	1	0	0	0	0	0	0
Australian National University	4	3	0	0	0	0	3
Australian Taxation Office	0	0	0	0	0	0	1
Centrelink	19	5	2	3	0	5	2
Commonwealth Ombudsman	1	0	0	0	0	0	0
Department of Defence	10	0	0	0	0	0	0
Dept of Education, Employment and Workplace Relations	2	0	0	0	0	0	0
Department of Finance and Deregulation	1	0	0	0	0	0	0
Department of Foreign Affairs and Trade	1	0	0	0	0	0	0
Department of Health and Ageing	1	2	0	0	0	0	2
Department of Human Services	1	0	0	0	0	0	1
Department of Immigration and Citizenship	4583	58	16	0	0	16	35
Indigenous Land Corporation	0	1	0	0	0	0	0
Trade Marks Office	2	0	0	0	0	0	0
TOTAL	4628	70	18	3	0	21	44

Appendix K: Amendment of Personal Records - AAT Review Result

AGENCY	Section 48 Requests Received	AAT Reviews	Granted - Alter	Granted - Notate	Granted - Alter and Notate	Total Granted	Refused
Australian Federal Police	2	0	0	0	0	0	0
Australian Maritime Safety Authority	1	0	0	0	0	0	0
Australian National University	4	2	0	0	0	0	0
Centrelink	19	5	0	2	0	2	1
Commonwealth Ombudsman	1	0	0	0	0	0	0
Department of Defence	10	1	0	1	0	1	0
Dept of Education, Employment and Workplace Relations	2	0	0	0	0	0	0
Department of Finance and Deregulation	1	0	0	0	0	0	0
Department of Foreign Affairs and Trade	1	0	0	0	0	0	0
Department of Health and Ageing	1	1	0	0	0	0	0
Department of Human Services	1	0	0	0	0	0	0
Department of Immigration and Citizenship	4583	0	0	0	0	0	0
Trade Marks Office	2	0	0	0	0	0	0
TOTAL	4628	9	0	3	0	3	1

Appendix L: Summary of all Costs of FOI Reported by Agencies

AGENCY	Requests Received	Staff-Years	Salary Costs (plus 60% Related Costs)	Non-Labour Costs	Average Staff-Days per Request Received	Average Cost per Request Received	TOTAL COSTS
Department of Immigration and Citizenship	6,921	47.35	\$4,613,064	\$327,862	1.82	\$714	\$4,940,926
Australian Taxation Office	795	15.97	\$1,655,441	\$1,296,790	5.34	\$3,714	\$2,952,231
Australian Federal Police	250	10.79	\$1,464,235	\$738,849	11.48	\$8,812	\$2,203,084
Department of Defence	207	16.8	\$1,808,163	\$341,539	21.59	\$10,385	\$2,149,702
Centrelink	4,523	19.19	\$2,012,678	\$118,329	1.13	\$471	\$2,131,007
Department of Foreign Affairs and Trade	115	10.73	\$1,265,583	\$59,680	24.81	\$11,524	\$1,325,263
Department of Veterans' Affairs	5,191	10.73	\$1,181,522	\$94,283	0.55	\$246	\$1,275,805
Department of Human Services	500	9.56	\$1,092,589	\$149,468	5.09	\$2,484	\$1,242,057
Department of Education, Employment and Workplace Relations	290	8.63	\$924,772	\$42,873	7.92	\$3,337	\$967,645
Department of Health and Ageing	220	3.39	\$496,460	\$226,547	4.1	\$3,286	\$723,007
Australian Competition and Consumer Commission	35	3.68	\$445,532	\$152,078	27.93	\$17,075	\$597,610
Department of the Treasury	53	3.76	\$461,952	\$82,751	18.87	\$10,277	\$544,703
Director of Public Prosecutions	14	1.18	\$149,483	\$377,344	22.45	\$37,631	\$526,827
Attorney-General's Department	67	3.87	\$406,279	\$47,330	15.36	\$6,770	\$453,609
Department of Broadband, Communications and the Digital Economy	30	2.44	\$316,408	\$60,697	21.67	\$12,570	\$377,105
Department of the Prime Minister and Cabinet	71	2.42	\$262,262	\$100,620	9.06	\$5,111	\$362,882
Department of the Environment, Water, Heritage and the Arts	76	2.18	\$293,598	\$68,626	7.63	\$4,766	\$362,224
Australian Transaction Reports and Analysis Centre (AUSTRAC)	59	2.13	\$316,451	\$42,674	9.6	\$6,087	\$359,125
Department of Finance and Deregulation	54	2.73	\$338,744	\$6,109	13.46	\$6,386	\$344,853
Department of Infrastructure, Transport, Regional Development and Local Government	37	2.64	\$322,825	\$782	18.98	\$8,746	\$323,607
Trade Marks Office	322	2.44	\$256,560	\$25,148	2.02	\$875	\$281,708
Department of Agriculture, Fisheries and Forestry	21	1.65	\$186,546	\$28,757	20.84	\$10,253	\$215,303
Australian Securities and Investments Commission	95	1.35	\$154,447	\$47,431	3.78	\$2,125	\$201,878
Civil Aviation Safety Authority	42	1.25	\$184,022	\$3,636	7.92	\$4,468	\$187,658
National Offshore Petroleum Safety Authority	7	0.25	\$27,203	\$153,000	9.31	\$25,743	\$180,203
Australian Customs and Border Protection Service	48	1.39	\$157,299	\$2,450	7.73	\$3,328	\$159,749
Commonwealth Ombudsman	20	1.57	\$157,732	\$1,200	20.88	\$7,947	\$158,932
Department of Families, Housing, Community Services and Indigenous Affairs	40	1.36	\$155,200	\$1,910	9.03	\$3,928	\$157,110

Appendix L: Summary of all Costs of FOI Reported by Agencies

AGENCY	Requests Received	Staff-Years	Salary Costs (plus 60% Related Costs)	Non-Labour Costs	Average Staff-Days per Request Received	Average Cost per Request Received	TOTAL COSTS
Australian Communications and Media Authority	20	1.38	\$149,133	\$2,360	18.4	\$7,575	\$151,493
Commonwealth Scientific and Industrial Research Organisation (CSIRO)	34	1	\$103,565	\$47,657	7.82	\$4,448	\$151,222
Australian Prudential Regulation Authority	12	0.18	\$20,571	\$119,410	3.92	\$11,665	\$139,981
Department of Innovation, Industry, Science and Research	39	0.73	\$82,097	\$51,732	4.99	\$3,432	\$133,829
Food Standards Australia New Zealand	4	0.2	\$20,822	\$88,164	13.6	\$27,246	\$108,986
Comcare	19	0.9	\$95,443	\$12,031	12.6	\$5,657	\$107,474
Australian Nuclear Science and Technology Organisation	19	0.14	\$17,152	\$80,186	1.9	\$5,123	\$97,338
Department of Resources, Energy and Tourism	17	0.7	\$95,216	\$370	10.95	\$5,623	\$95,586
Airservices Australia	24	0.6	\$62,483	\$5,080	6.59	\$2,815	\$67,563
Department of Climate Change and Energy Efficiency	26	0.34	\$46,480	\$14,179	3.48	\$2,333	\$60,659
Refugee Review Tribunal	334	0.43	\$45,492	\$10,191	0.34	\$167	\$55,683
National Health and Medical Research Council	7	0.2	\$25,504	\$12,676	7.43	\$5,454	\$38,180
Indigenous Business Australia	5	0.23	\$25,344	\$10,686	12.18	\$7,206	\$36,030
Migration Review Tribunal	342	0.26	\$26,451	\$3,734	0.2	\$88	\$30,185
ComSuper	78	0.18	\$26,524	\$1,283	0.61	\$357	\$27,807
Infrastructure Australia	7	0.18	\$26,301	\$35	6.95	\$3,762	\$26,336
Treasurer	9	0.23	\$26,075	\$0	6.8	\$2,897	\$26,075
Australian Trade Commission (Austrade)	7	0.17	\$20,785	\$3,149	6.56	\$3,419	\$23,934
Australian Pesticides and Veterinary Medicines Authority	19	0.17	\$17,833	\$1,354	2.35	\$1,010	\$19,187
Office of the Registrar of Indigenous Corporations	9	0.16	\$17,604	\$235	4.73	\$1,982	\$17,839
Australian Research Council	7	0.08	\$13,774	\$3,102	3.06	\$2,411	\$16,876
Department of Climate Change	12	0.12	\$15,692	\$242	2.59	\$1,328	\$15,934
Australian Postal Corporation	33	0.15	\$15,535	\$0	1.21	\$471	\$15,535
Reserve Bank of Australia	4	0.05	\$6,826	\$8,052	3.06	\$3,720	\$14,878
Fair Work Ombudsman	18	0.1	\$10,871	\$3,766	1.45	\$813	\$14,637
Australian War Memorial	1	0.02	\$1,779	\$12,217	4.39	\$13,996	\$13,996
Australian National University	13	0.12	\$13,046	\$433	2.41	\$1,037	\$13,479
Military Superannuation and Benefits Board of Trustees No. 1	89	0.09	\$8,329	\$4,295	0.27	\$142	\$12,624
Australian Crime Commission	11	0.1	\$11,721	\$290	2.51	\$1,092	\$12,011

Appendix L: Summary of all Costs of FOI Reported by Agencies

AGENCY	Requests Received	Staff-Years	Salary Costs (plus 60% Related Costs)	Non-Labour Costs	Average Staff-Days per Request Received	Average Cost per Request Received	TOTAL COSTS
Australian Maritime Safety Authority	26	0.08	\$8,894	\$1,889	0.83	\$415	\$10,783
Future Fund Management Agency	3	0.03	\$3,784	\$6,995	2.93	\$3,593	\$10,779
Office of the Privacy Commissioner	13	0.09	\$9,717	\$600	1.93	\$794	\$10,317
Defence Housing Australia	3	0.09	\$10,187	\$60	7.98	\$3,416	\$10,247
National Capital Authority	5	0.09	\$9,177	\$890	4.58	\$2,013	\$10,067
Wheat Exports Australia	1	0.03	\$3,707	\$5,820	8.65	\$9,527	\$9,527
Insolvency and Trustee Service Australia	9	0.09	\$8,971	\$480	2.51	\$1,050	\$9,451
Federal Court of Australia	3	0.04	\$8,923	\$376	3.95	\$3,100	\$9,299
Australian Institute of Health and Welfare	2	0.08	\$8,967	\$65	10.64	\$4,516	\$9,032
Australian Curriculum, Assessment and Reporting Authority	4	0.03	\$2,829	\$5,015	1.73	\$1,961	\$7,844
Cancer Australia	1	0.04	\$6,949	\$753	11.04	\$7,702	\$7,702
Professional Standards Board for Patent and Trade Marks Attorneys	3	0.03	\$3,573	\$3,893	2.66	\$2,489	\$7,466
Prime Minister	20	0.06	\$6,854	\$469	0.8	\$366	\$7,323
Australian Broadcasting Corporation	13	0.06	\$7,136	\$145	1.16	\$560	\$7,281
Murray-Darling Basin Authority	2	0.04	\$5,729	\$1,070	4.72	\$3,400	\$6,799
Australian Institute of Aboriginal and Torres Strait Islander Studies	1	0	\$322	\$6,063	0.53	\$6,385	\$6,385
Superannuation Complaints Tribunal	5	0.04	\$4,453	\$1,810	2.21	\$1,253	\$6,263
Australia Council for the Arts	3	0.06	\$6,015	\$136	5.32	\$2,050	\$6,151
Tourism Australia	2	0.01	\$777	\$5,030	1	\$2,903	\$5,807
Social Security Appeals Tribunal	1	0.03	\$2,589	\$2,737	6.65	\$5,326	\$5,326
Australian Bureau of Statistics	6	0.04	\$4,532	\$60	1.62	\$765	\$4,592
Merit Protection Commissioner	3	0.04	\$4,259	\$310	3.55	\$1,523	\$4,569
Defence Force Retirement and Death Benefits Authority	33	0.04	\$3,547	\$1,000	0.32	\$138	\$4,547
Minister for Infrastructure, Transport, Regional Development and Local Government	2	0.04	\$4,332	\$30	4.99	\$2,181	\$4,362
Australian Public Service Commission	2	0.03	\$3,528	\$85	3.59	\$1,807	\$3,613
Australian Electoral Commission	5	0.03	\$3,386	\$75	1.54	\$692	\$3,461
CrimTrac	6	0.01	\$1,486	\$1,670	0.58	\$526	\$3,156
Medicare Australia	7	0.03	\$3,080	\$69	1.1	\$450	\$3,149
National Film and Sound Archive	1	0.02	\$2,496	\$302	5.72	\$2,798	\$2,798
Minister for Resources and Energy	1	0.03	\$2,589	\$20	6.65	\$2,609	\$2,609

Appendix L: Summary of all Costs of FOI Reported by Agencies

AGENCY	Requests Received	Staff-Years	Salary Costs (plus 60% Related Costs)	Non-Labour Costs	Average Staff-Days per Request Received	Average Cost per Request Received	TOTAL COSTS
Screen Australia	8	0.01	\$1,535	\$905	0.35	\$305	\$2,440
Assistant Treasurer	1	0.02	\$2,270	\$0	4.66	\$2,270	\$2,270
Minister for the Environment, Heritage and the Arts	1	0.01	\$1,874	\$0	2.66	\$1,874	\$1,874
Minister for Environment Protection, Heritage and the Arts	0	0.01	\$1,874	\$0	0	\$0	\$1,874
Australian Sports Commission	2	0.02	\$1,842	\$18	2.23	\$930	\$1,860
Administrative Appeals Tribunal	4	0.01	\$1,815	\$16	0.57	\$458	\$1,831
Australian Human Rights Commission	9	0.02	\$1,651	\$124	0.5	\$197	\$1,775
Office of the Australian Building and Construction Commissioner	3	0.01	\$1,775	\$0	1.29	\$592	\$1,775
Office of the Official Secretary to the Governor-General	2	0.01	\$1,602	\$0	1.66	\$801	\$1,602
Sydney Harbour Federation Trust	1	0	\$300	\$1,208	0.53	\$1,508	\$1,508
Australian Commission for Law Enforcement Integrity	2	0.01	\$518	\$852	0.67	\$685	\$1,370
Workplace Authority	2	0.01	\$1,103	\$53	1.06	\$578	\$1,156
Great Barrier Reef Marine Park Authority	0	0.01	\$908	\$174	0	\$0	\$1,082
Veterans' Review Board	2	0.01	\$1,036	\$17	1.33	\$526	\$1,053
Workplace Relations Ministerial Council	0	0.01	\$866	\$0	0	\$0	\$866
Australian Law Reform Commission	0	0.01	\$829	\$0	0	\$0	\$829
Bureau of Meteorology	4	0.01	\$759	\$14	0.4	\$193	\$773
Tax Practitioners Board	1	0.01	\$684	\$0	1.46	\$684	\$684
Special Broadcasting Service Corporation	1	0.01	\$573	\$16	1.46	\$589	\$589
Australian Radiation Protection and Nuclear Safety Agency	6	0	\$551	\$0	0.18	\$92	\$551
National Library of Australia	0	0.01	\$518	\$0	0	\$0	\$518
Minister for Competition Policy and Consumer Affairs	1	0	\$479	\$0	0.93	\$479	\$479
Minister for Sport	2	0	\$421	\$12	0.4	\$217	\$433
Safe Work Australia	0	0	\$414	\$0	0	\$0	\$414
Private Health Insurance Administration Council	0	0	\$104	\$310	0	\$0	\$414
Australian Fisheries Management Authority	1	0	\$296	\$112	0.67	\$408	\$408
Indigenous Land Corporation	2	0	\$145	\$165	0.2	\$155	\$310
National Archives of Australia	3	0	\$254	\$25	0.18	\$93	\$279
Minister for Agriculture, Fisheries and Forestry	2	0	\$229	\$0	0.2	\$115	\$229

Appendix L: Summary of all Costs of FOI Reported by Agencies

AGENCY	Requests Received	Staff-Years	Salary Costs (plus 60% Related Costs)	Non-Labour Costs	Average Staff-Days per Request Received	Average Cost per Request Received	TOTAL COSTS
Minister for Finance and Deregulation	2	0	\$187	\$0	0.13	\$94	\$187
National Environment Protection Council Service Corporation	1	0	\$172	\$2	0.27	\$174	\$174
National Native Title Tribunal	0	0	\$155	\$0	0	\$0	\$155
Royal Australian Air Force Veterans' Residences Trust Fund	0	0	\$155	\$0	0	\$0	\$155
National Gallery of Australia	1	0	\$127	\$0	0.27	\$127	\$127
Old Parliament House	0	0	\$104	\$0	0	\$0	\$104
National Blood Authority	0	0	\$52	\$0	0	\$0	\$52
Geoscience Australia	0	0	\$52	\$0	0	\$0	\$52
Minister for Innovation, Industry, Science and Research	1	0	\$0	\$0	0	\$0	\$0
Minister for Broadband, Communications and the Digital Economy	7	0	\$0	\$0	0	\$0	\$0
Minister for Education	1	0	\$0	\$0	0	\$0	\$0
Minister for Employment and Workplace Relations	3	0	\$0	\$0	0	\$0	\$0
Minister for Employment Participation	1	0	\$0	\$0	0	\$0	\$0
Min for Small Business, Independent Contractors & the Service Economy	1	0	\$0	\$0	0	\$0	\$0
Parliamentary Secretary for Innovation and Industry	1	0	\$0	\$0	0	\$0	\$0
TOTAL	21,587	202.14	\$22,336,517	\$5,147,612	2.5	\$1,273	\$27,484,129

Appendix M: Non-Labour Costs Reported by Agencies

AGENCY	Photocopy \$	Printing \$	Purchase of Material \$	Postage \$	Telephone \$	Travel \$	Solicitors' Fees \$	Legal Counsel Fees \$	Applicants' Litigation Costs \$	Training \$	Other \$	TOTAL \$
Australian Taxation Office	28300	13279	1467	2080	5600	7004	1219402	11200	0	7464	994	1296790
Australian Federal Police	9886	3948	1797	2750	4400	7017	676491	20240	0	12320	0	738849
Director of Public Prosecutions	1240	650	0	155	220	1450	372409	0	0	1220	0	377344
Department of Defence	16500	0	3296	2190	5500	15000	284967	0	0	14086	0	341539
Department of Immigration and Citizenship	80370	1810	8987	19036	7851	7990	144918	17568	0	14644	24688	327862
Department of Health and Ageing	3460	1704	0	3114	1326	1156	208173	0	0	3714	3900	226547
National Offshore Petroleum Safety Authority	0	0	0	0	0	0	0	150000	0	3000	0	153000
Australian Competition and Consumer Commission	2036	6000	0	485	761	352	100117	37534	0	4793	0	152078
Department of Human Services	12626	0	0	4250	2088	5100	120708	0	0	4696	0	149468
Australian Prudential Regulation Authority	2	270	0	46	0	0	119092	0	0	0	0	119410
Centrelink	46289	23735	0	22752	6447	10880	0	8226	0	0	0	118329
Department of the Prime Minister and Cabinet	930	0	0	400	1300	0	66826	28869	0	2295	0	100620
Department of Veterans' Affairs	52225	104	0	22094	8807	11053	0	0	0	0	0	94283
Food Standards Australia New Zealand	0	0	0	600	0	0	0	87564	0	0	0	88164
Department of the Treasury	7946	3215	513	820	1358	0	0	67399	0	1500	0	82751
Australian Nuclear Science and Technology Organisation	5	95	0	15	95	0	79576	0	0	400	0	80186
Department of the Environment, Water, Heritage and the Arts	1000	0	0	100	480	500	63146	0	0	3400	0	68626
Department of Broadband, Communications and the Digital Economy	1540	180	132	660	396	0	0	44536	0	12277	976	60697
Department of Foreign Affairs and Trade	6761	0	700	650	3843	30	43451	0	0	4245	0	59680
Department of Innovation, Industry, Science and Research	3000	2000	0	200	1000	500	45032	0	0	0	0	51732
Commonwealth Scientific and Industrial Research Organisation (CSIRO)	450	0	300	200	500	0	46207	0	0	0	0	47657
Australian Securities and Investments Commission	1260	350	72	138	132	0	0	0	0	45479	0	47431
Attorney-General's Department	2100	1080	1650	1000	1500	4000	36000	0	0	0	0	47330
Department of Education, Employment and Workplace Relations	4568	0	66	3593	3794	1261	16841	0	0	12750	0	42873
Australian Transaction Reports and Analysis Centre (AUSTRAC)	192	192	0	1202	35	50	41003	0	0	0	0	42674
Department of Agriculture, Fisheries and Forestry	1213	0	0	39	35	0	27470	0	0	0	0	28757
Trade Marks Office	2228	506	300	1253	222	300	11859	0	0	8480	0	25148
Department of Climate Change and Energy Efficiency	622	137	0	65	5	0	0	0	0	13350	0	14179
National Health and Medical Research Council	1122	0	0	340	0	0	11214	0	0	0	0	12676

Appendix M: Non-Labour Costs Reported by Agencies

AGENCY	Photocopy \$	Printing \$	Purchase of Material \$	Postage \$	Telephone \$	Travel \$	Solicitors' Fees \$	Legal Counsel Fees \$	Applicants' Litigation Costs \$	Training \$	Other \$	TOTAL \$
Australian War Memorial	0	0	0	0	0	0	12217	0	0	0	0	12217
Comcare	159	0	0	5	0	0	10767	0	0	1100	0	12031
Indigenous Business Australia	712	35	370	310	200	0	9059	0	0	0	0	10686
Refugee Review Tribunal	0	0	3100	1300	350	0	0	0	0	1600	3841	10191
Reserve Bank of Australia	50	0	0	2	0	0	8000	0	0	0	0	8052
Future Fund Management Agency	0	0	0	0	0	0	6605	0	0	390	0	6995
Department of Finance and Deregulation	1620	3240	821	278	150	0	0	0	0	0	0	6109
Australian Institute of Aboriginal and Torres Strait Islander Studies	60	0	0	3	0	0	6000	0	0	0	0	6063
Wheat Exports Australia	20	0	0	0	0	0	0	5000	0	800	0	5820
Airservices Australia	1100	400	104	1000	276	1900	0	0	0	300	0	5080
Tourism Australia	10	10	0	10	0	0	5000	0	0	0	0	5030
Australian Curriculum, Assessment and Reporting Authority	10	0	0	0	5	0	5000	0	0	0	0	5015
Military Superannuation and Benefits Board of Trustees No. 1	0	1500	0	495	0	0	0	0	0	2300	0	4295
Professional Standards Board for Patent and Trade Marks Attorneys	23	19	0	3	2	0	3846	0	0	0	0	3893
Fair Work Ombudsman	700	0	0	21	0	0	0	0	0	3045	0	3766
Migration Review Tribunal	0	0	1750	786	340	0	0	0	0	0	858	3734
Civil Aviation Safety Authority	2500	136	0	1000	0	0	0	0	0	0	0	3636
Australian Trade Commission (Austrade)	0	0	50	20	5	0	3074	0	0	0	0	3149
Australian Research Council	140	0	0	56	0	0	2906	0	0	0	0	3102
Social Security Appeals Tribunal	80	0	0	15	150	0	2492	0	0	0	0	2737
Australian Customs and Border Protection Service	400	0	0	1000	50	0	0	0	0	1000	0	2450
Australian Communications and Media Authority	245	350	1	64	100	0	0	0	0	1600	0	2360
Department of Families, Housing, Community Services and Indigenous Affairs	475	0	0	340	50	0	508	0	0	537	0	1910
Australian Maritime Safety Authority	109	8	0	72	0	0	0	0	0	1700	0	1889
Superannuation Complaints Tribunal	500	50	0	25	5	380	0	0	0	850	0	1810
CrimTrac	44	60	0	20	0	0	0	1546	0	0	0	1670
Australian Pesticides and Veterinary Medicines Authority	476	68	500	95	15	200	0	0	0	0	0	1354
ComSuper	971	0	0	100	0	0	212	0	0	0	0	1283
Sydney Harbour Federation Trust	3	0	0	2	3	0	1200	0	0	0	0	1208
Commonwealth Ombudsman	1000	0	0	150	50	0	0	0	0	0	0	1200

Appendix M: Non-Labour Costs Reported by Agencies

AGENCY	Photocopy \$	Printing \$	Purchase of Material \$	Postage \$	Telephone \$	Travel \$	Solicitors' Fees \$	Legal Counsel Fees \$	Applicants' Litigation Costs \$	Training \$	Other \$	TOTAL \$
Murray-Darling Basin Authority	20	0	0	30	20	0	0	500	0	500	0	1070
Defence Force Retirement and Death Benefits Authority	750	0	0	250	0	0	0	0	0	0	0	1000
Screen Australia	0	0	0	5	0	0	0	0	0	900	0	905
National Capital Authority	30	0	0	10	0	0	0	0	0	850	0	890
Australian Commission for Law Enforcement Integrity	1	0	0	1	0	0	0	0	0	850	0	852
Department of Infrastructure, Transport, Regional Development and Local Govt	284	340	0	138	20	0	0	0	0	0	0	782
Cancer Australia	100	100	0	10	0	543	0	0	0	0	0	753
Office of the Privacy Commissioner	260	80	0	130	130	0	0	0	0	0	0	600
Insolvency and Trustee Service Australia	400	20	0	50	10	0	0	0	0	0	0	480
Prime Minister	22	0	0	22	200	0	225	0	0	0	0	469
Australian National University	153	0	0	280	0	0	0	0	0	0	0	433
Federal Court of Australia	337	0	0	39	0	0	0	0	0	0	0	376
Department of Resources, Energy and Tourism	300	0	0	40	30	0	0	0	0	0	0	370
Merit Protection Commissioner	150	0	100	50	10	0	0	0	0	0	0	310
Private Health Insurance Administration Council	10	0	0	0	0	0	0	0	0	300	0	310
National Film and Sound Archive	5	20	0	8	8	0	236	0	0	0	25	302
Australian Crime Commission	160	130	0	0	0	0	0	0	0	0	0	290
Department of Climate Change	110	120	0	7	5	0	0	0	0	0	0	242
Office of the Registrar of Indigenous Corporations	70	120	0	30	15	0	0	0	0	0	0	235
Great Barrier Reef Marine Park Authority	34	100	0	20	20	0	0	0	0	0	0	174
Indigenous Land Corporation	150	5	0	10	0	0	0	0	0	0	0	165
Australian Broadcasting Corporation	58	0	0	87	0	0	0	0	0	0	0	145
Australia Council for the Arts	50	40	0	36	10	0	0	0	0	0	0	136
Australian Human Rights Commission	47	40	0	32	5	0	0	0	0	0	0	124
Australian Fisheries Management Authority	92	0	0	20	0	0	0	0	0	0	0	112
Australian Public Service Commission	50	0	0	30	5	0	0	0	0	0	0	85
Australian Electoral Commission	20	2	0	50	3	0	0	0	0	0	0	75
Medicare Australia	69	0	0	0	0	0	0	0	0	0	0	69
Australian Institute of Health and Welfare	50	0	0	5	10	0	0	0	0	0	0	65
Australian Bureau of Statistics	30	10	0	10	10	0	0	0	0	0	0	60
Defence Housing Australia	50	0	0	10	0	0	0	0	0	0	0	60

Appendix M: Non-Labour Costs Reported by Agencies

AGENCY	Photocopy \$	Printing \$	Purchase of Material \$	Postage \$	Telephone \$	Travel \$	Solicitors' Fees \$	Legal Counsel Fees \$	Applicants' Litigation Costs \$	Training \$	Other \$	TOTAL \$
Workplace Authority	50	0	0	3	0	0	0	0	0	0	0	53
Infrastructure Australia	6	20	0	8	1	0	0	0	0	0	0	35
Minister for Infrastructure, Transport, Regional Development and Local Govt	12	15	0	2	1	0	0	0	0	0	0	30
National Archives of Australia	25	0	0	0	0	0	0	0	0	0	0	25
Minister for Resources and Energy	0	0	0	5	15	0	0	0	0	0	0	20
Australian Sports Commission	10	5	0	2	1	0	0	0	0	0	0	18
Veterans' Review Board	10	7	0	0	0	0	0	0	0	0	0	17
Administrative Appeals Tribunal	1	7	0	8	0	0	0	0	0	0	0	16
Special Broadcasting Service Corporation	5	0	0	11	0	0	0	0	0	0	0	16
Bureau of Meteorology	10	0	0	2	2	0	0	0	0	0	0	14
Minister for Sport	2	0	0	5	5	0	0	0	0	0	0	12
National Environment Protection Council Service Corporation	0	1	0	1	0	0	0	0	0	0	0	2
TOTAL	303,271	66,313	26,076	98,856	59,982	76,666	3,812,249	480,182	0	188,735	35,282	5,147,612

Appendix N: Agencies and Ministers subject to the FOI Act as at 1 July 2010*

AGRICULTURE, FISHERIES AND FORESTRY

Australian Fisheries Management Authority
Australian Landcare Council
Australian Pesticides and Veterinary Medicines Authority
Australian Wine and Brandy Corporation
Cotton Research and Development Corporation
Department of Agriculture, Fisheries and Forestry
Fisheries Research and Development Corporation
Grains Research and Development Corporation
Grape and Wine Research and Development Corporation
Minister for Agriculture, Fisheries and Forestry
National Rural Advisory Council
Rural Industries Research and Development Corporation
Statutory Fishing Rights Allocation Review Panel
Sugar Research and Development Corporation
Wheat Exports Australia

ATTORNEY-GENERAL'S

Administrative Appeals Tribunal
Administrative Review Council
Admiralty Rules Committee
Attorney-General
Attorney-General's Department
Australian Commission for Law Enforcement Integrity
Australian Crime Commission
Australian Customs and Border Protection Service
Australian Federal Police
Australian Human Rights Commission
Australian Institute of Criminology
Australian Law Reform Commission
Australian Transaction Reports and Analysis Centre (AUSTRAC)
Classification Board
Classification Review Board
Copyright Tribunal of Australia
Criminology Research Council
CrimTrac
Defence Force Discipline Appeal Tribunal
Director of Public Prosecutions
Family Court of Australia
Family Law Council
Federal Court of Australia
Federal Magistrates Court
High Court of Australia
Insolvency and Trustee Service Australia
Minister for Home Affairs
National Capital Authority
National Native Title Tribunal
Office of Parliamentary Counsel
Solicitor-General

BROADBAND, COMMUNICATIONS AND THE DIGITAL ECONOMY

Australian Broadcasting Corporation
Australian Communications and Media Authority
Australian Postal Corporation
Department of Broadband, Communications and the Digital Economy
Minister for Broadband, Communications and the Digital Economy
Special Broadcasting Service Corporation

CLIMATE CHANGE AND ENERGY EFFICIENCY

Department of Climate Change and Energy Efficiency
Minister for Climate Change, Energy Efficiency and Water
Office of the Renewable Energy Regulator

DEFENCE

Australian Defence Force Academy Consultative Council
Australian Defence Human Research Ethics Committee
Australian Military Forces Relief Trust Fund
Defence Families of Australia
Defence Force Retirement and Death Benefits Authority
Defence Housing Australia
Defence Reserves Support Council
Department of Defence
Frontline Defence Services
Military Superannuation and Benefits Board of Trustees No. 1
Minister for Defence
Minister for Defence Materiel and Science
Minister for Defence Personnel
Parliamentary Secretary for Defence Support
Royal Australian Air Force Veterans' Residences Trust Fund
Royal Australian Air Force Welfare Trust Fund
Royal Australian Navy Central Canteens Fund
Royal Australian Navy Relief Trust Fund

EDUCATION, EMPLOYMENT AND WORKPLACE RELATIONS

5 Central Committees established under the *Tradesmen's Rights Regulation Act 1946*
Accreditation Decisions Review Committee
Australian Curriculum, Assessment and Reporting Authority
Australian National University
Coal Mining Industry (Long Service Leave Funding) Corporation
Comcare

* This list is based upon information provided by agencies. It may contain omissions or inaccuracies and should not be relied upon as an authoritative list.

Appendix N: Agencies and Ministers subject to the FOI Act as at 1 July 2010*

EDUCATION, EMPLOYMENT AND WORKPLACE RELATIONS (Continued)

Department of Education, Employment and Workplace
Relations
Fair Work Australia
Fair Work Ombudsman
Minister for Early Childhood Education, Childcare and
Youth
Minister for Education
Minister for Employment and Workplace Relations
Minister for Employment Participation
Minister for Social Inclusion
Office of the Australian Building and Construction
Commissioner
Parliamentary Secretary for Employment
Parliamentary Secretary for Social Inclusion
Remuneration Tribunal
Safe Work Australia
Safety, Rehabilitation and Compensation Commission
Seafarers Safety, Rehabilitation and Compensation
Authority
Workplace Relations Ministerial Council

ENVIRONMENT, WATER, HERITAGE AND THE ARTS

Australia Council for the Arts
Australian Film, Television and Radio School
Australian Heritage Council
Australian National Maritime Museum
Bundanon Trust
Bureau of Meteorology
Department of the Environment, Water, Heritage and
the Arts
Director of National Parks
Film Certification Advisory Board
Great Barrier Reef Marine Park Authority
Minister for Environment Protection, Heritage and the
Arts
Murray-Darling Basin Authority
National Environment Protection Council
National Environment Protection Council Service
Corporation
National Film and Sound Archive
National Gallery of Australia
National Library of Australia
National Museum of Australia
National Water Commission
Parliamentary Secretary for Water
Public Lending Right Committee
Screen Australia
Sydney Harbour Federation Trust
Water Efficiency Labelling and Standards Regulator

FAMILIES, HOUSING, COMMUNITY SERVICES AND INDIGENOUS AFFAIRS

Aboriginal Benefit Account Advisory Committee
Aboriginal Hostels Limited

FAMILIES, HOUSING, COMMUNITY SERVICES AND INDIGENOUS AFFAIRS (Continued)

Department of Families, Housing, Community Services
and Indigenous Affairs
Equal Opportunity for Women in the Workplace
Agency
Indigenous Business Australia
Indigenous Land Corporation
Minister for Families, Housing, Community Services
and Indigenous Affairs
Minister for Housing
Minister for the Status of Women
Office of the Registrar of Indigenous Corporations
Parliamentary Secretary for Disabilities and Children's
Services
Parliamentary Secretary for the Voluntary Sector
Parliamentary Secretary for Victorian Bushfire
Reconstruction
Social Security Appeals Tribunal
Torres Strait Regional Authority

FINANCE AND DEREGULATION

Albury-Wodonga Corporation
Australian Electoral Commission
Australian Political Exchange Council
Australian Procurement and Construction Ministerial
Council
Australian Reward Investment Alliance
ComSuper
Department of Finance and Deregulation
Future Fund Management Agency
Minister for Finance and Deregulation
Parliamentary Retiring Allowances Trust
Secretaries' Committee on ICT
Special Minister of State

FOREIGN AFFAIRS AND TRADE

Australian Centre for International Agricultural
Research
Australian Trade Commission (Austrade)
Department of Foreign Affairs and Trade
Export Finance and Insurance Corporation
Minister for Foreign Affairs
Minister for Trade
Parliamentary Secretary for International Development
Assistance
Parliamentary Secretary for Trade

HEALTH AND AGEING

Advisory Panel on the Marketing in Australia of Infant
Formula
Aged Care Commissioner
Aged Care Funding Instrument Reference Group
Ageing Consultative Committee

* This list is based upon information provided by agencies. It may contain omissions or inaccuracies and should not be relied upon as an authoritative list.

Appendix N: Agencies and Ministers subject to the FOI Act as at 1 July 2010*

HEALTH AND AGEING (Continued)

Australia and New Zealand Food Regulation
Ministerial Council
Australian Commission on Safety and Quality in
Health Care
Australian Community Pharmacy Authority
Australian Drug Evaluation Committee
Australian Institute of Health and Welfare
Australian National Council on Drugs
Australian Organ and Tissue Donation and
Transplantation Authority
Australian Population Health Development Principal
Committee
Australian Radiation Protection and Nuclear Safety
Agency
Australian Sports Anti-Doping Authority
Australian Sports Commission
Cancer Australia
Complaints Resolution Panel
Complementary Medicines Evaluation Committee
Department of Health and Ageing
Food Standards Australia New Zealand
Gene Technology Ministerial Council
Gene Technology Regulator
General Practice Recognition Appeal Committee
General Practice Recognition Eligibility Committee
Hearing Services Consultative Committee
Intergovernmental Committee on Drugs
Medical Device Evaluation Committee
Medical Services Advisory Committee
Medicare Participation Review Committee
Medicines Evaluation Committee
Minister for Ageing
Minister for Health and Ageing
Minister for Indigenous Health, Rural and Regional
Health and Regional Services Delivery
Minister for Sport
Ministerial Advisory Committee on AIDS, Sexual
Health and Hepatitis
Ministerial Council on Drug Strategy
National Blood Authority
National Drugs and Poisons Schedule Committee
National E-Health Transition Authority
National Health and Medical Research Council
National Industrial Chemicals Notification and
Assessment Scheme
National Pathology Accreditation Advisory Council
Nuclear Safety Committee
Parliamentary Secretary for Health
Pathology Consultative Committee
Pathology Services Table Committee
Pharmaceutical Benefits Advisory Committee
Pharmaceutical Benefits Pricing Authority
Pharmaceutical Benefits Remuneration Tribunal
Private Health Insurance Administration Council
Private Health Insurance Ombudsman
Professional Services Review
Prostheses and Devices Committee
Quality Use of Pathology Committee

HEALTH AND AGEING (Continued)

Radiation Oncology Reform Implementation
Committee
Sport and Recreation Ministers' Council
Therapeutic Goods Advertising Code Council
Therapeutic Goods Committee

HUMAN SERVICES

Australian Hearing
Centrelink
Department of Human Services
Medicare Australia
Minister for Human Services

IMMIGRATION AND CITIZENSHIP

Department of Immigration and Citizenship
Migration Review Tribunal
Minister for Immigration and Citizenship
Parliamentary Secretary for Multicultural Affairs and
Settlement Services
Refugee Review Tribunal

INFRASTRUCTURE, TRANSPORT, REGIONAL DEVELOPMENT AND LOCAL GOVERNMENT

Airservices Australia
Australian Maritime Safety Authority
Australian Transport Safety Bureau
Civil Aviation Safety Authority
Department of Infrastructure, Transport, Regional
Development and Local Government
Infrastructure Australia
Minister for Infrastructure, Transport, Regional
Development and Local Government
Parliamentary Secretary for Infrastructure, Transport,
Regional Development and Local Government
Parliamentary Secretary for Western and Northern
Australia

INNOVATION, INDUSTRY, SCIENCE AND RESEARCH

Australian Institute of Aboriginal and Torres Strait
Islander Studies
Australian Institute of Marine Science
Australian Nuclear Science and Technology
Organisation
Australian Research Council
Commonwealth Scientific and Industrial Research
Organisation (CSIRO)
Department of Innovation, Industry, Science and
Research
Designs Office
Minister for Innovation, Industry, Science and
Research
Minister for Small Business, Independent Contractors
and the Service Economy

* This list is based upon information provided by agencies. It may contain omissions or inaccuracies and should not be relied upon as an authoritative list.

Appendix N: Agencies and Ministers subject to the FOI Act as at 1 July 2010*

INNOVATION, INDUSTRY, SCIENCE AND RESEARCH (Continued)

Parliamentary Secretary for Innovation and Industry
Patent and Trade Marks Attorneys Disciplinary Tribunal
Patent Office
Plant Breeder's Rights Advisory Committee
Professional Standards Board for Patent and Trade Marks Attorneys
Trade Marks Office

PRIME MINISTER AND CABINET

Australian Institute of Family Studies
Australian Public Service Commission
Cabinet Secretary
Commonwealth Ombudsman
Defence Force Remuneration Tribunal
Department of the Prime Minister and Cabinet
Merit Protection Commissioner
National Archives of Australia
Office of the Official Secretary to the Governor-General
Office of the Privacy Commissioner
Old Parliament House
Parliamentary Secretary to the Prime Minister
Prime Minister

RESOURCES, ENERGY AND TOURISM

Department of Resources, Energy and Tourism
Geoscience Australia
Minister for Resources and Energy
Minister for Tourism
National Offshore Petroleum Safety Authority
Offshore Minerals Joint Authority
Tourism Australia

TREASURY

Assistant Treasurer
Auditing and Assurance Standards Board
Australian Accounting Standards Board
Australian Bureau of Statistics
Australian Competition and Consumer Commission
Australian Competition Tribunal
Australian Office of Financial Management
Australian Prudential Regulation Authority
Australian Securities and Investments Commission
Australian Statistics Advisory Council
Australian Taxation Office
Commonwealth Grants Commission
Companies Auditors and Liquidators Disciplinary Board
Corporations and Markets Advisory Committee
Department of the Treasury
Financial Reporting Council
Inspector-General of Taxation
Minister for Competition Policy and Consumer Affairs

TREASURY (Continued)

Minister for Financial Services, Superannuation and Corporate Law
Minister for Sustainable Population
National Competition Council
Productivity Commission
Reserve Bank of Australia
Superannuation Complaints Tribunal
Tax Practitioners Board
Treasurer

VETERANS' AFFAIRS

Australian War Memorial
Department of Veterans' Affairs
Military Rehabilitation and Compensation Commission
Minister for Veterans' Affairs
Repatriation Commission
Repatriation Medical Authority
Specialist Medical Review Council
Veterans' Review Board

* This list is based upon information provided by agencies. It may contain omissions or inaccuracies and should not be relied upon as an authoritative list.

Appendix O: Summary of FOI Requests by Type – 2001–02 to 2009–10

Items	2001–02	2002–03	2003–04	2004–05	2005–06	2006–07	2007–08	2008–09	2009–10
Personal Requests									
% of Total Requests	89.87	91.90	91.19	91.04	84.64	86.76	85.06	79.94	87.20
Number	33,403	38,120	38,870	35,748	35,066	33,625	24,684	22,033	18,823
Change	N/A	4,717	750	-3,122	-682	-1,441	-8,941	-2,651	-3,210
Other Requests									
% of Total Requests	10.13	8.10	8.81	8.96	15.36	13.32	14.94	20.06	12.80
Number	3,766	3,361	3,757	3,517	6,364	5,162	4,335	5,528	2,764
Change	N/A	-405	396	-240	2,847	-1,202	-827	1,193	-2,764
Total Requests									
Number	37,169	41,481	42,627	39,265	41,430	38,757	29,019	27,561	21,587
Change	N/A	4,312	1,146	-3,362	2,165	-2,673	-9,738	-1,458	-5,974